



US00D594328S

(12) **United States Design Patent**  
**Shapiro et al.**

(10) **Patent No.:** **US D594,328 S**  
(45) **Date of Patent:** **\*\* Jun. 16, 2009**

(54) **CONTAINER COVER**

(75) Inventors: **Catherine M. Shapiro**, Omaha, NE (US); **Jess C. Sweley**, Omaha, NE (US); **Brian M. Degner**, Omaha, NE (US); **Darin Charles Koestring**, Evansville, IL (US); **Todd Preston Yunker**, Evansville, IL (US); **Kenneth Paul Meissbach**, Lawrence, KS (US)

(73) Assignee: **ConAgra Foods RDM, Inc.**, Omaha, NE (US)

(\*\*) Term: **14 Years**

(21) Appl. No.: **29/324,485**

(22) Filed: **Sep. 12, 2008**

**Related U.S. Application Data**

(63) Continuation of application No. 12/040,641, filed on Feb. 29, 2008.

(51) **LOC (9) Cl.** ..... **09-07**

(52) **U.S. Cl.** ..... **D9/435**

(58) **Field of Classification Search** ..... D9/694,  
D9/573, 560, 554, 529, 504, 503, 502, 456,  
D9/454, 453, 451, 447, 445, 444, 435, 432,  
D9/425, 424, 418; D7/629, 396.2, 396.1,  
D7/300; D3/323; D28/91, 92, 8.1; D26/6,  
D26/23, 20; 431/291; 222/270, 142.9, 792,  
222/266, 226, 212; 217/11; 206/520, 519,  
206/508, 505

See application file for complete search history.

(56) **References Cited**

**U.S. PATENT DOCUMENTS**

D185,399 S 6/1959 Tupper  
3,421,654 A \* 1/1969 Hexel ..... 206/508

(Continued)

**FOREIGN PATENT DOCUMENTS**

EP 1 464 262 A 10/2004

(Continued)

**OTHER PUBLICATIONS**

International Search Report and Written Opinion mailed Aug. 8, 2008.

(Continued)

*Primary Examiner*—Susan Bennett Hattan  
(74) *Attorney, Agent, or Firm*—Merchant & Gould P.C.

(57) **CLAIM**

The ornamental design for a container cover, as shown.

**DESCRIPTION**

FIG. 1 is a perspective view of a first embodiment of a container cover showing our new design.

FIG. 2 is a top plan view of the first embodiment of the container cover of FIG. 1.

FIG. 3 is a bottom plan view of the first embodiment of the container cover of FIG. 1.

FIG. 4 is a left elevation view of the first embodiment of the container cover of FIG. 1.

FIG. 5 is a right elevation view of the first embodiment of the container cover of FIG. 1.

FIG. 6 is a back elevation view of the first embodiment of the container cover of FIG. 1.

FIG. 7 is a front elevation view of the first embodiment of the container cover of FIG. 1.

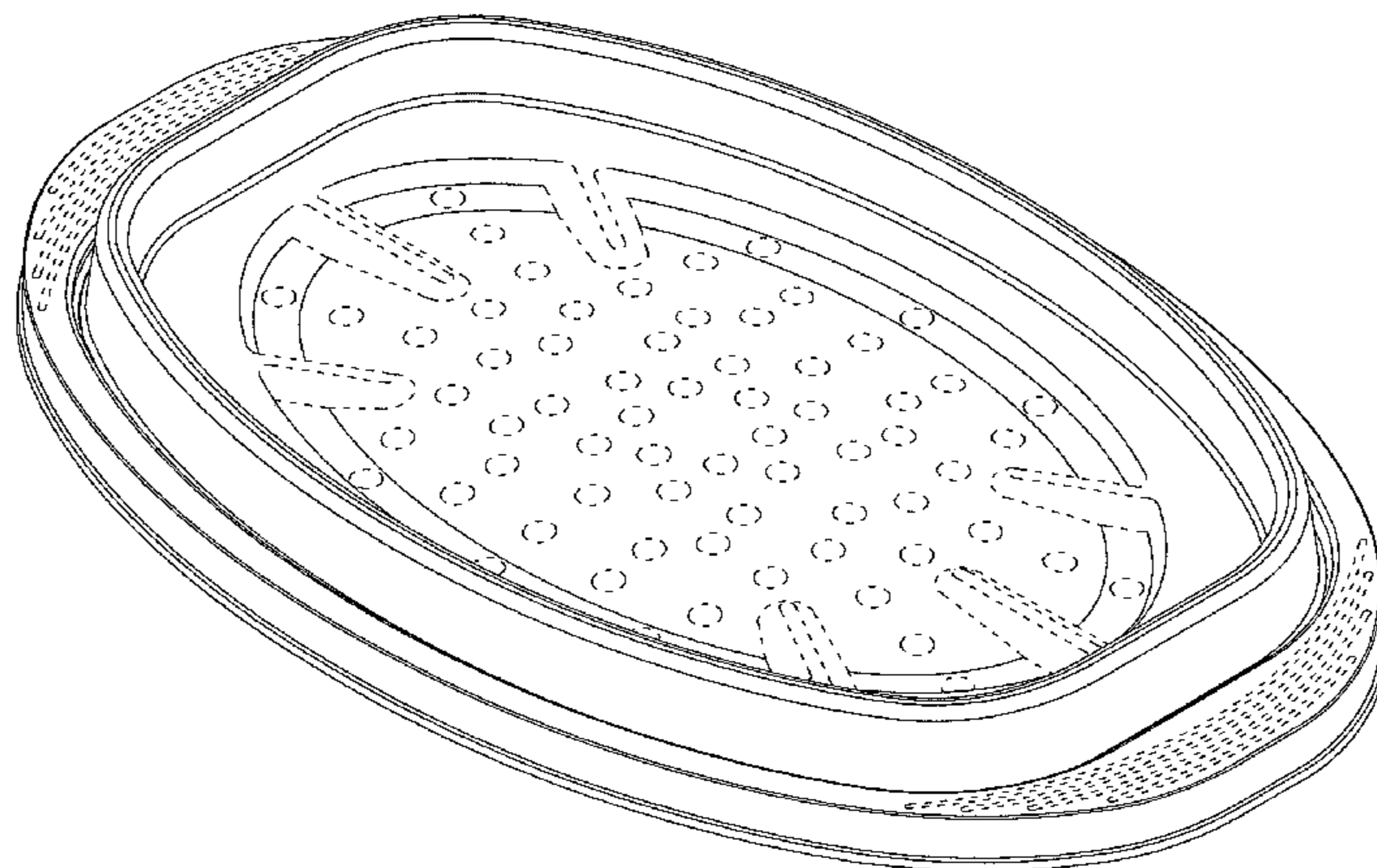
FIG. 8 is a perspective view of a second embodiment of a container cover.

FIG. 9 is a top plan view of the second embodiment of the container cover of FIG. 8.

FIG. 10 is a bottom plan view of the second embodiment of the container cover of FIG. 8; and,

FIG. 11 is a cross-sectional view of the second embodiment of the container cover of FIG. 8.

**1 Claim, 9 Drawing Sheets**



# US D594,328 S

Page 2

## U.S. PATENT DOCUMENTS

4,280,032 A 7/1981 Levison  
4,317,017 A 2/1982 Bowen  
4,390,555 A 6/1983 Levison  
4,952,765 A 8/1990 Toyosawa  
D321,302 S \* 11/1991 Zimmerman ..... D7/392.1  
5,300,747 A 4/1994 Simon  
5,315,083 A 5/1994 Green  
D353,303 S 12/1994 Davis  
5,770,840 A 6/1998 Lorence  
D422,176 S \* 4/2000 Laib ..... D7/392.1  
6,097,017 A 8/2000 Pickford  
6,106,882 A 8/2000 Oh et al.  
6,175,105 B1 1/2001 Rubbright et al.  
6,180,148 B1 1/2001 Yajima  
6,217,918 B1 4/2001 Oh et al.  
6,645,539 B2 11/2003 Bukowski et al.  
D521,380 S \* 5/2006 Jackson et al. .... D9/435  
7,038,181 B2 5/2006 Edmark  
7,090,090 B2 8/2006 Ohyama

D563,157 S \* 3/2008 Bouveret et al. .... D7/392.1  
D564,287 S \* 3/2008 Bouveret et al. .... D7/392.1  
D584,145 S \* 1/2009 Young ..... D9/435  
2006/0118552 A1 6/2006 Tiefenback  
2006/0121168 A1 6/2006 Flaherty et al.  
2006/0236593 A1 10/2006 Cap

## FOREIGN PATENT DOCUMENTS

FR 2 774 262 A1 8/1999  
GB 2 395 371 A 5/1996  
JP 2-109882 4/1990  
JP 10-129742 5/1998  
WO WO 96/007604 3/1996  
WO WO 99/059897 11/1999  
WO WO 06/098950 9/2006

## OTHER PUBLICATIONS

Invitation to Pay Additional Fees with Partial International Search  
mailed Jun. 25, 2008.

\* cited by examiner

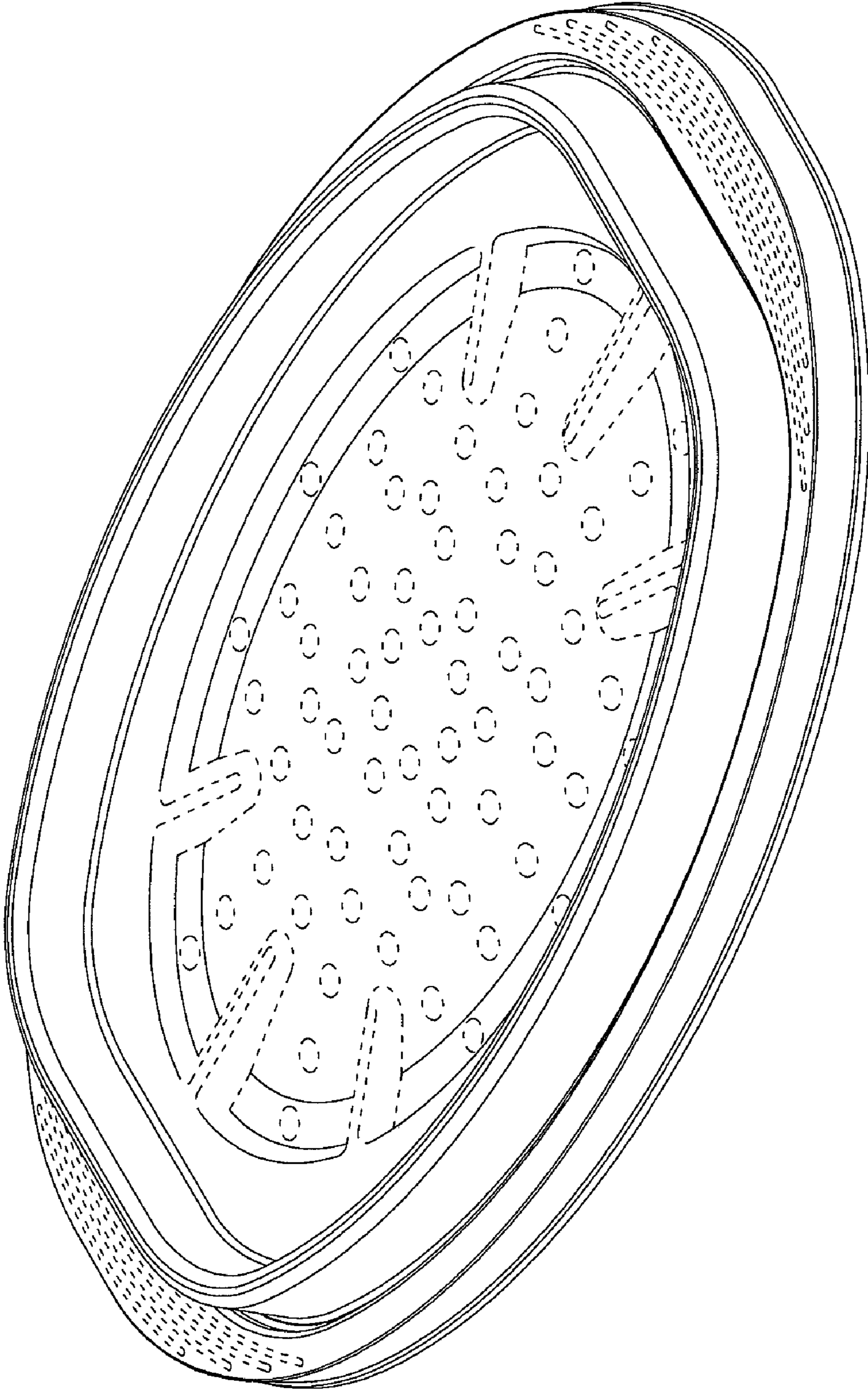


FIG. 1

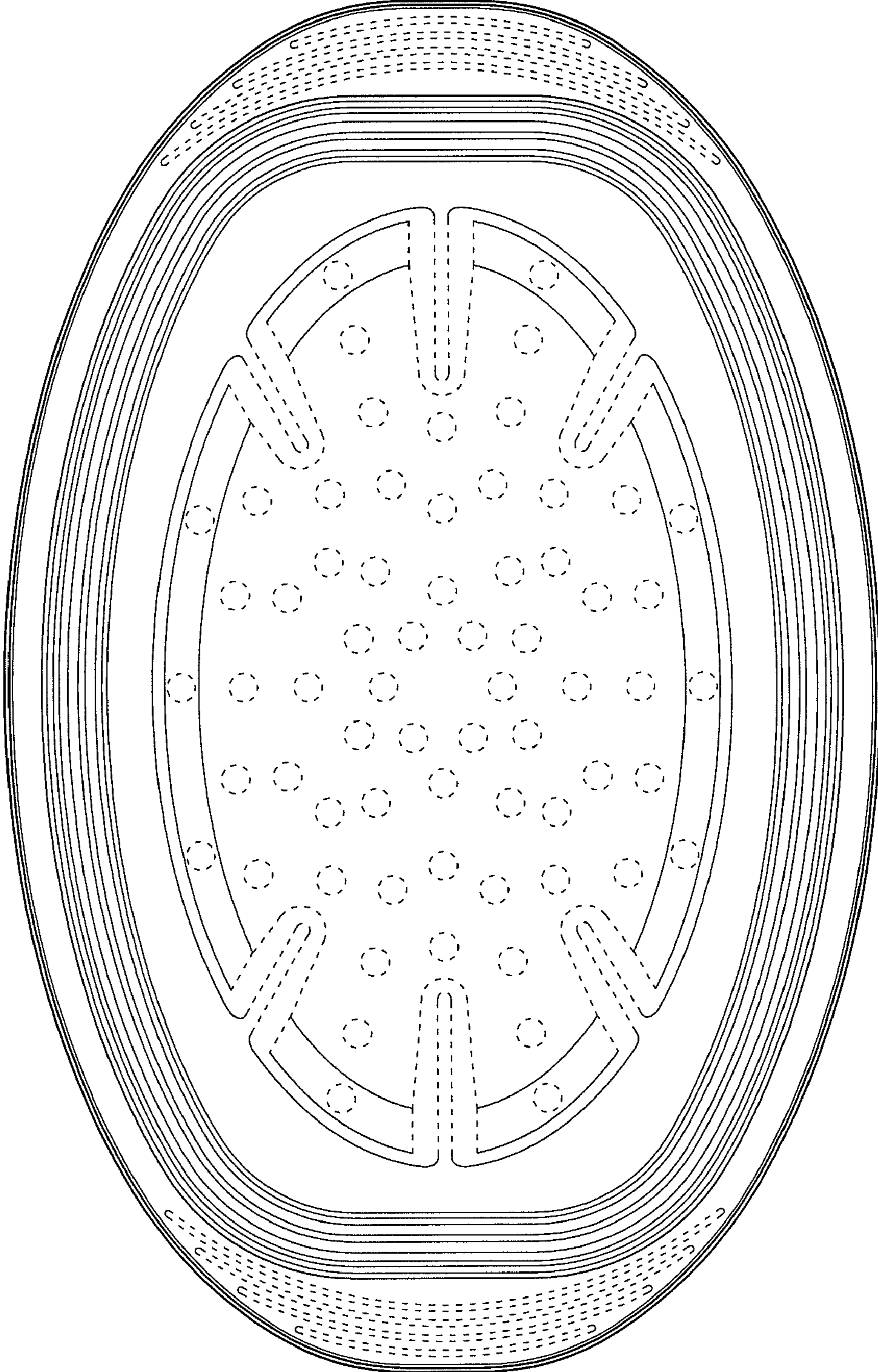


FIG. 2

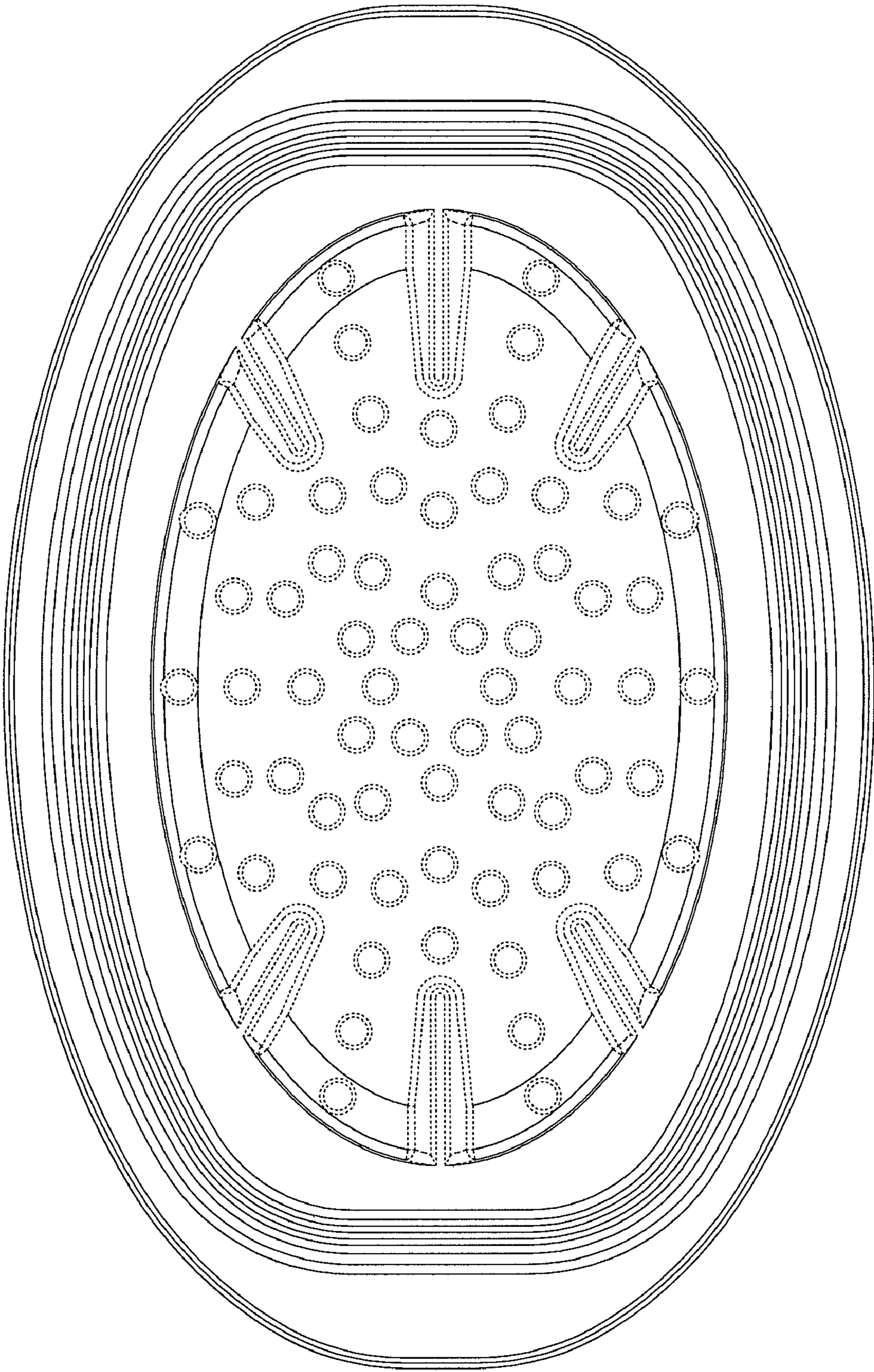


FIG. 3




FIG. 5




FIG. 4

FIG. 6


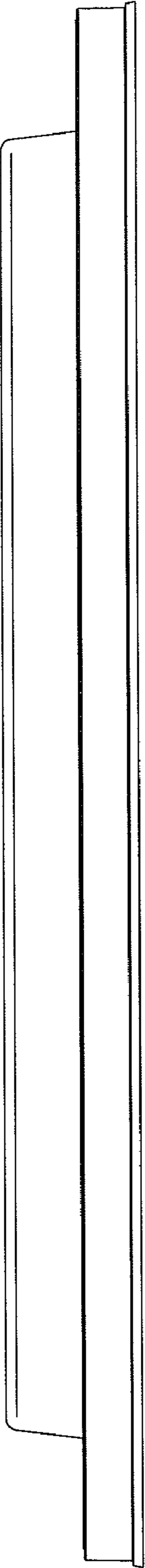


FIG. 7



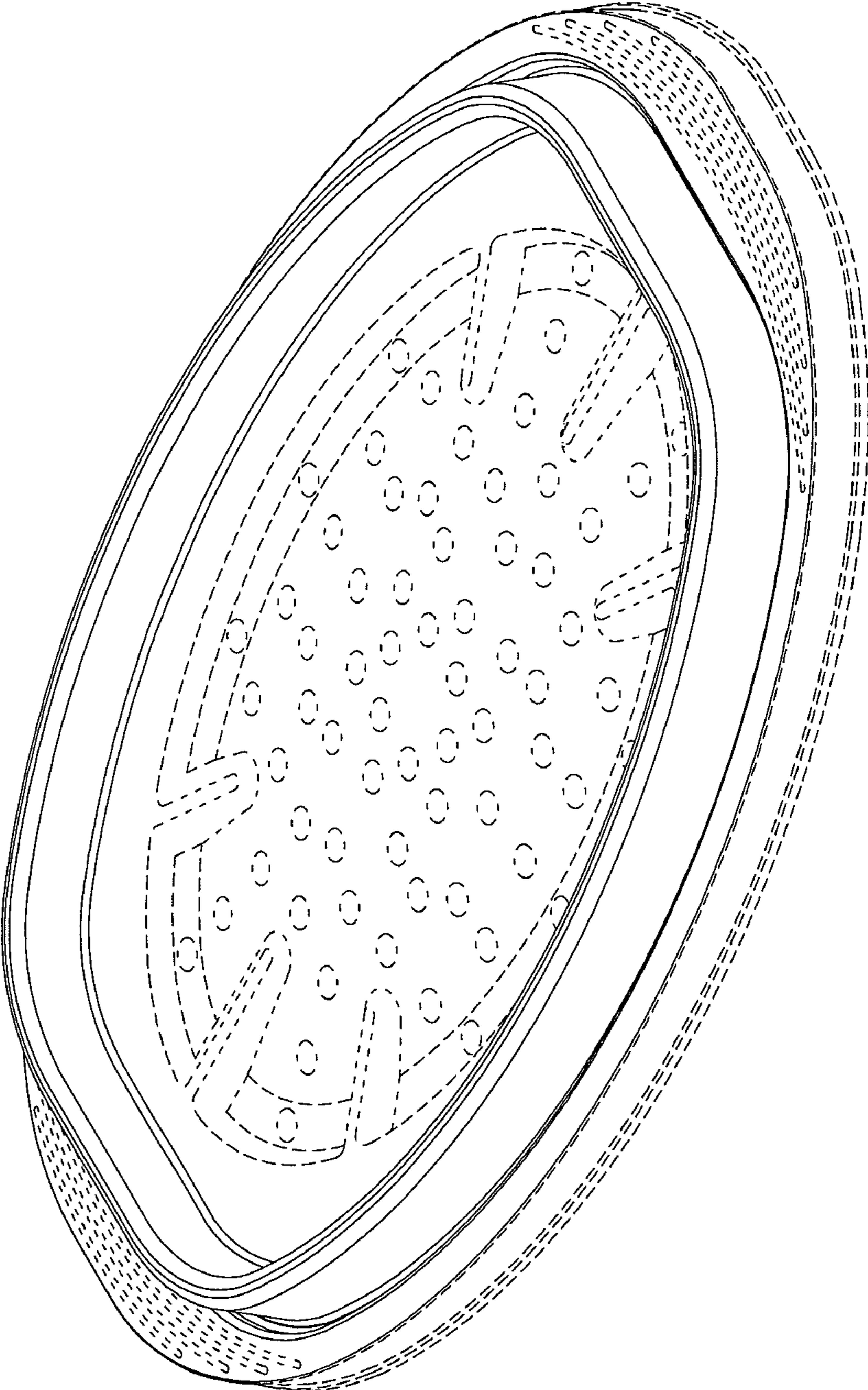


FIG. 8



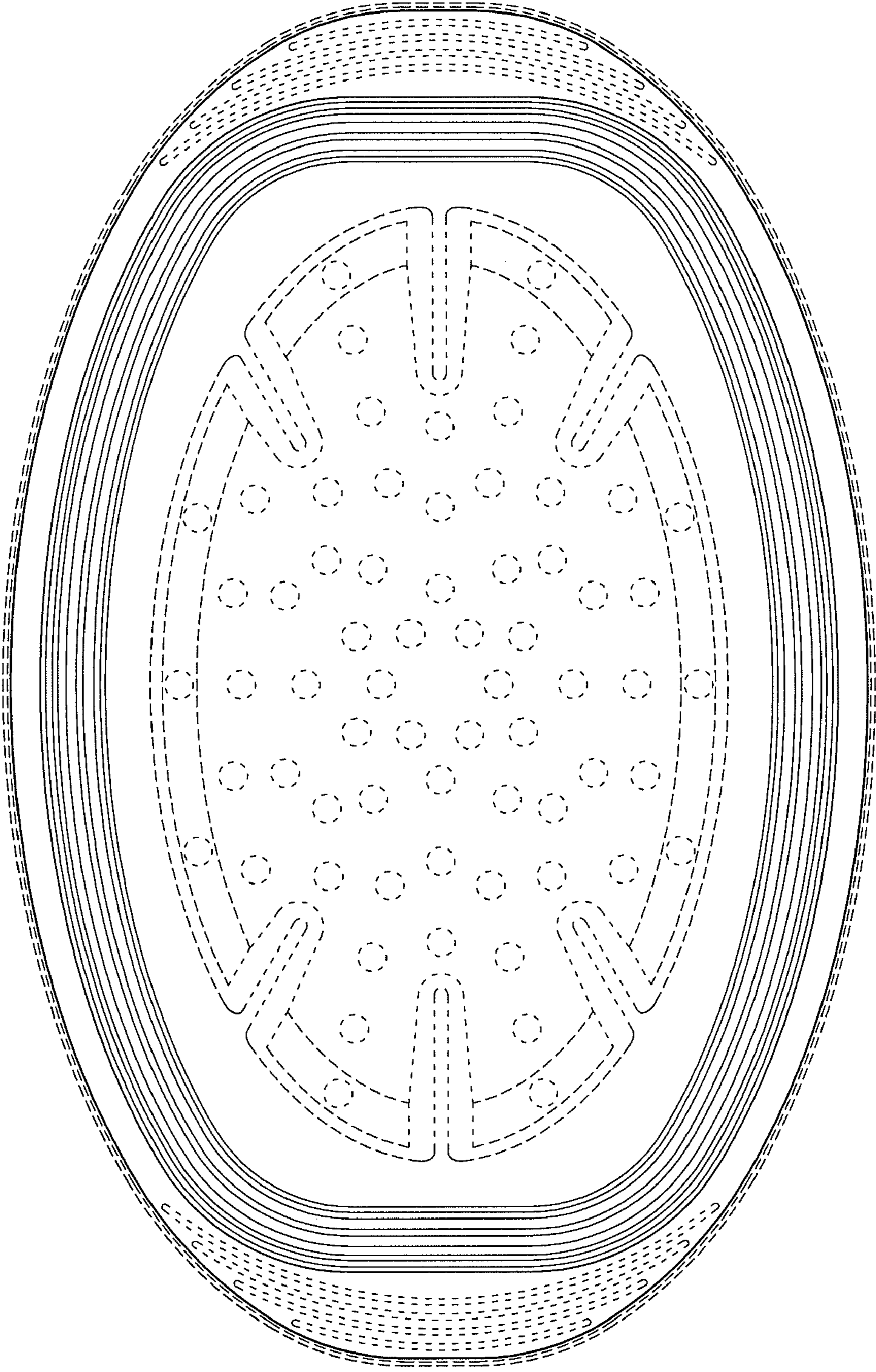


FIG. 9

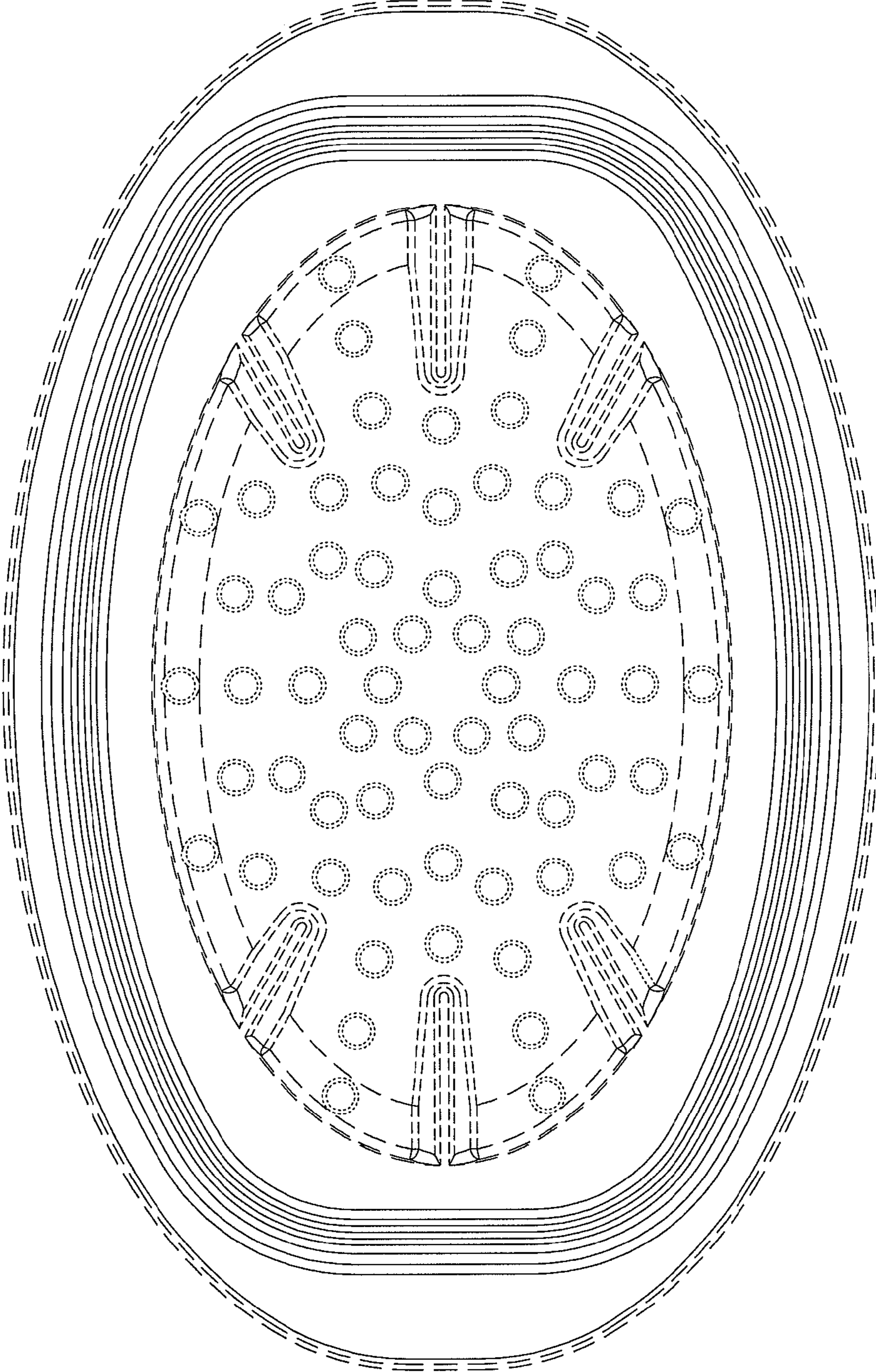


FIG. 10

FIG. 11

