



US00D594325S

(12) **United States Design Patent**
Colacitti

(10) **Patent No.:** **US D594,325 S**
(45) **Date of Patent:** **** *Jun. 16, 2009**

- (54) **OVAL SHAPED CONTAINER**
- (75) Inventor: **Gregory Colacitti**, Toronto (CA)
- (73) Assignee: **Tripak Industrial Corporation**,
Toronto, Ontario (CA)

- 5,220,999 A 6/1993 Goulette
- D339,744 S 9/1993 Seppala
- 5,377,860 A 1/1995 Littlejohn et al.
- D357,552 S 4/1995 Carranza

- (*) Notice: This patent is subject to a terminal disclaimer.
- (**) Term: **14 Years**

(Continued)

Primary Examiner—Caron Veynar
Assistant Examiner—Ricky Pham
(74) *Attorney, Agent, or Firm*—Pabst Patent Group LLP

(21) Appl. No.: **29/318,216**

(57) **CLAIM**

(22) Filed: **May 15, 2008**

The ornamental design for an oval shaped container, as shown and described.

Related U.S. Application Data

(63) Continuation-in-part of application No. 29/317,002, filed on Apr. 21, 2008.

DESCRIPTION

- (51) **LOC (9) Cl.** **09-03**
- (52) **U.S. Cl.** **D9/425; D7/354**
- (58) **Field of Classification Search** D7/354,
D7/359-360, 391-392.1, 392, 396.2, 500-505,
D7/510-511, 538-545, 602, 629; D9/414-418,
D9/420-429, 430-435, 440, 443-444, 447-454,
D9/629, 737, 761, 781; 206/503, 521.1,
206/541, 564; 219/725; 220/23.8, 23.83,
220/315, 324, 326, 367, 556, 835; 229/110,
229/406-407, 902-906

FIG. 1 is a front view of the container and lid, with the rear view being a mirror image;

FIG. 2 is a side view of the container and lid, with the opposite side view being a mirror image;

FIG. 3 is a top plan view of the container and lid;

FIG. 4 is a bottom plan view of the container and lid;

FIG. 5 is a perspective view of the container and lid;

FIG. 6 is a front view of the container, with the rear view being a mirror image thereof; shown without the lid for ease of illustration;

FIG. 7 is a side view of the container without the lid, with the opposite side view being a mirror image;

FIG. 8 is a perspective view of the container without the lid;

FIG. 9 is a front view of the lid, with the rear view being a mirror image thereof; shown without the container for ease of illustration;

FIG. 10 is a side view of the lid, with the opposite side view being a mirror image;

FIG. 11 is a top plan view of the lid; and,

FIG. 12 is a bottom plan view of the lid.

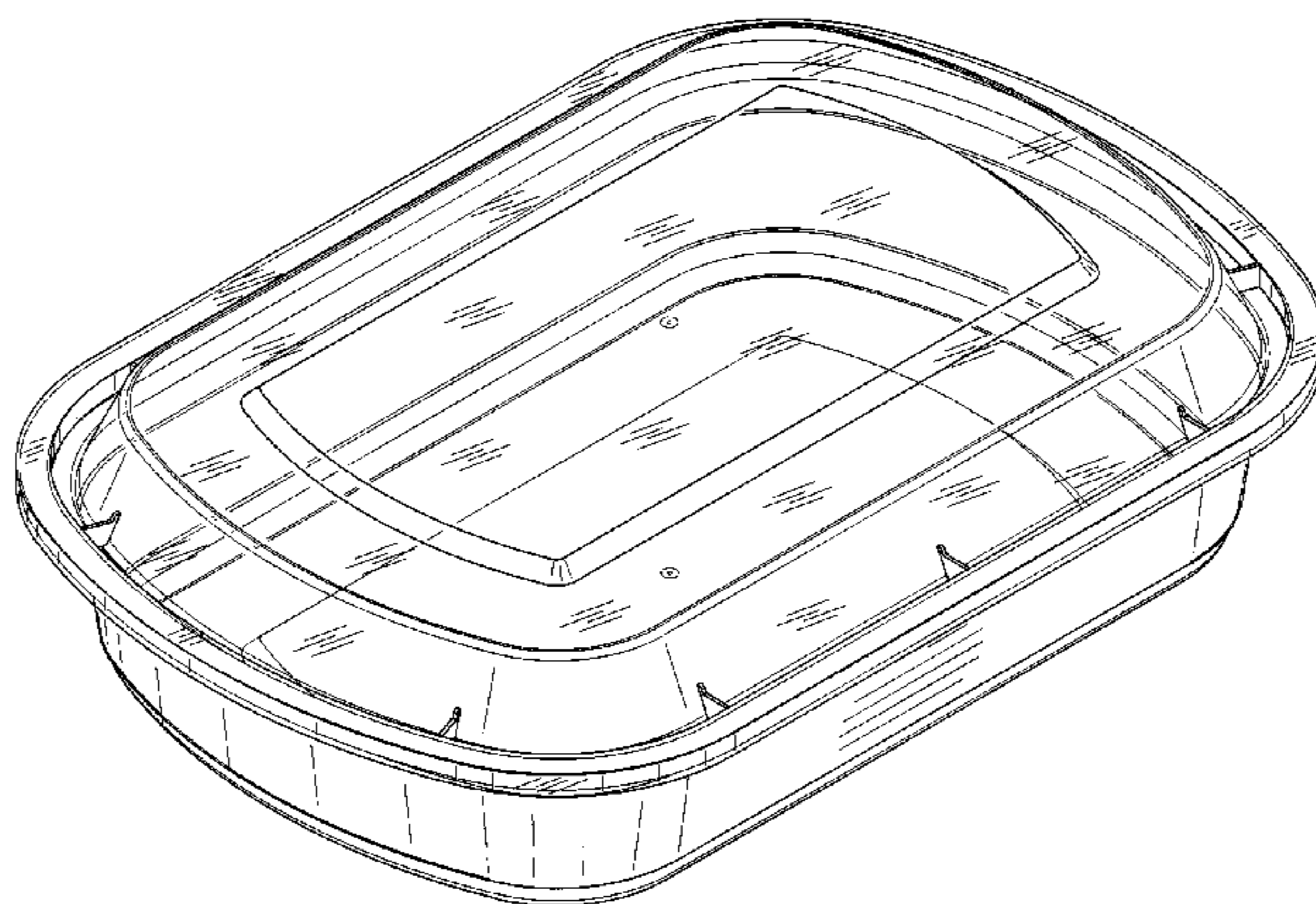
See application file for complete search history.

(56) **References Cited**

U.S. PATENT DOCUMENTS

- 2,880,859 A 4/1959 Tupper
- 3,394,861 A 7/1968 Truax
- 3,720,365 A 3/1973 Unger
- 3,955,710 A 5/1976 Commisso
- D246,289 S 11/1977 Boucher
- D263,684 S 4/1982 Davis
- RE32,739 E 8/1988 Terauds
- 4,974,738 A 12/1990 Kidd et al.
- 5,046,659 A 9/1991 Warburton
- D335,085 S 4/1993 Wacker

1 Claim, 9 Drawing Sheets



US D594,325 S

Page 2

U.S. PATENT DOCUMENTS

D361,035 S	8/1995	Krupa		D448,288 S *	9/2001	Zettle et al.	D9/425
D363,879 S	11/1995	Krupa et al.		D449,495 S *	10/2001	Tucker et al.	D7/629
5,515,993 A	5/1996	McManus		D469,314 S *	1/2003	Thonis et al.	D7/602
D372,862 S	8/1996	Fiori		D469,689 S	2/2003	Buchalski et al.	
D373,954 S	9/1996	Wolff		D470,005 S *	2/2003	Cooper et al.	D7/360
D375,261 S	11/1996	Fiori		D487,210 S *	3/2004	Isler et al.	D7/354
D376,314 S	12/1996	Krupa		6,700,106 B2 *	3/2004	Cochran et al.	219/725
D380,124 S	6/1997	Kato et al.		D488,718 S *	4/2004	Passerini	D9/425
D382,796 S	8/1997	Mangla		D489,975 S *	5/2004	Jackson et al.	D9/425
D383,671 S *	9/1997	Phillips D9/429	D490,278 S *	5/2004	Welsh D7/629
D384,555 S *	10/1997	Bradley D7/545	D496,272 S *	9/2004	Jackson et al.	D9/425
D389,057 S	1/1998	Hayes et al.		D502,046 S *	2/2005	Isler et al.	D7/354
D407,015 S	3/1999	Jones		D502,394 S *	3/2005	Jackson et al.	D9/425
5,897,011 A	4/1999	Brilliant et al.		D503,336 S *	3/2005	Tucker et al.	D9/425
D409,485 S	5/1999	Christy, Jr.		D541,598 S *	5/2007	Kim D7/629
D415,420 S	10/1999	Chen		D553,490 S *	10/2007	Yang et al.	D9/425
D417,367 S *	12/1999	Laib D7/602	D557,993 S *	12/2007	Stamper et al.	D7/629
D427,063 S *	6/2000	May D9/425	D562,154 S *	2/2008	Pelletier et al.	D9/781
D439,159 S	3/2001	Chen		D569,243 S *	5/2008	Kidd et al.	D9/781
D439,160 S *	3/2001	Abayhan et al. D9/429	D570,681 S *	6/2008	Hussain et al.	D9/425

* cited by examiner




FIG. 1

FIG. 2

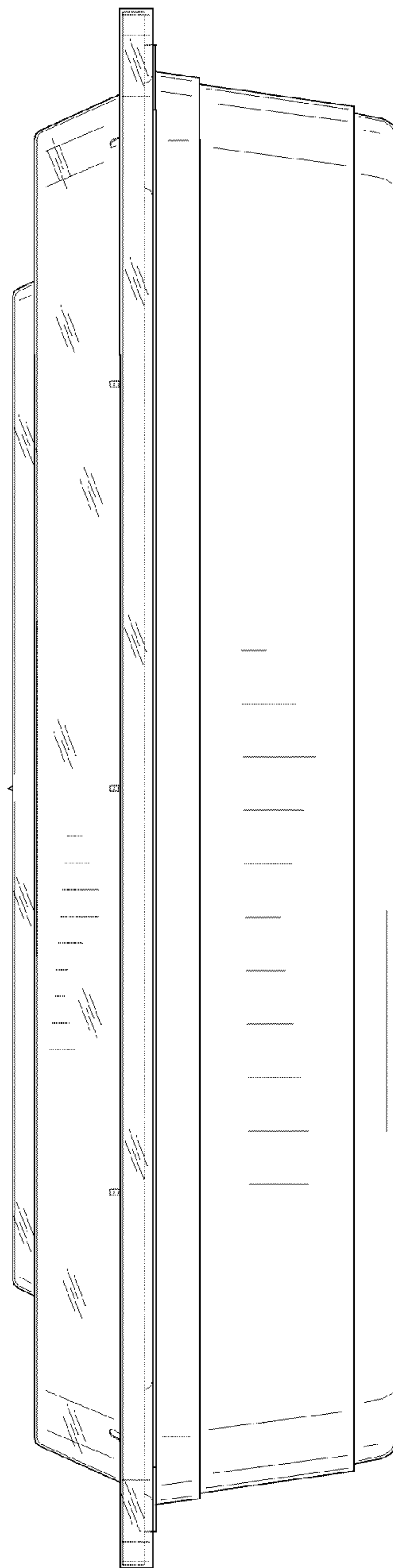
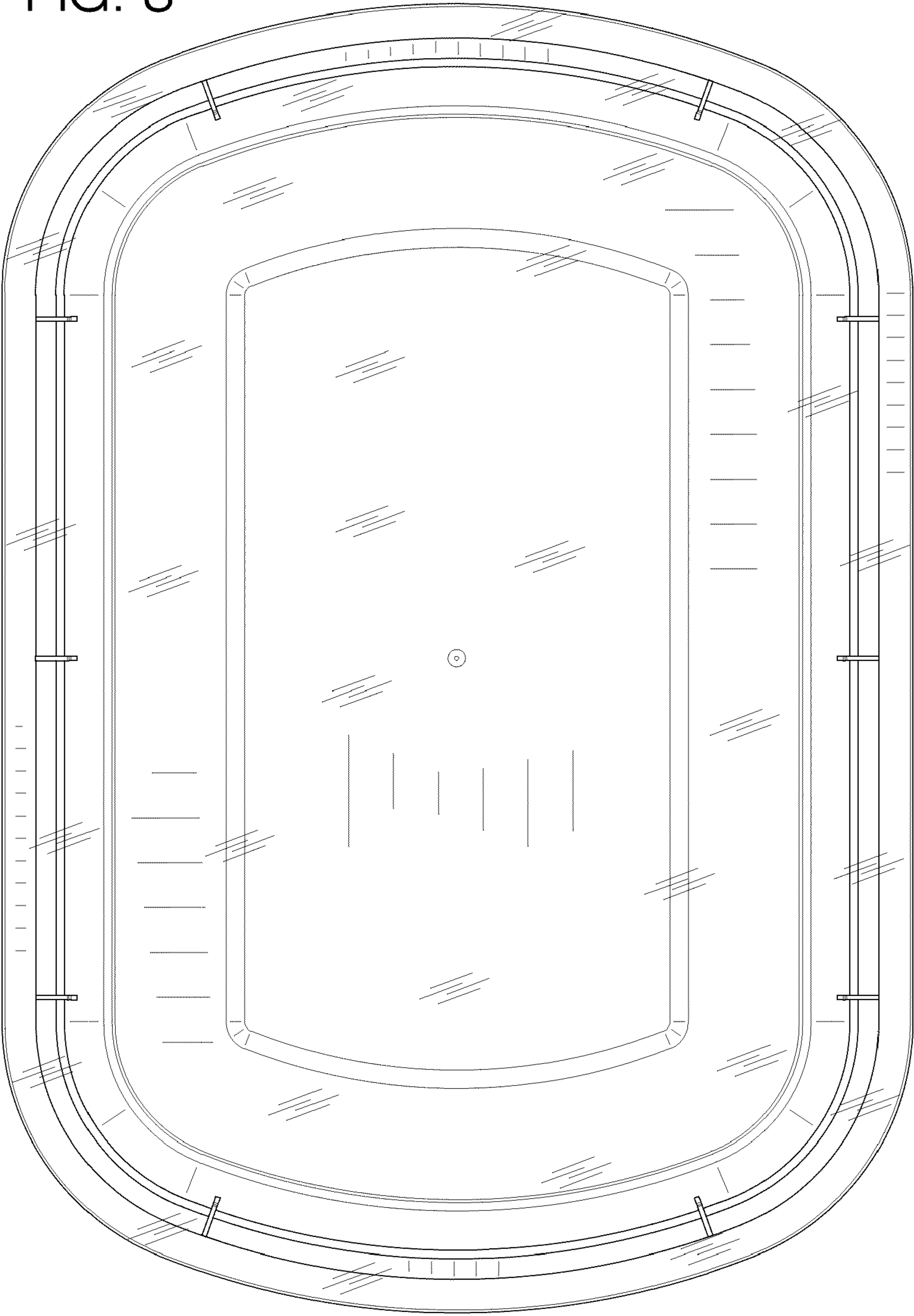


FIG. 3



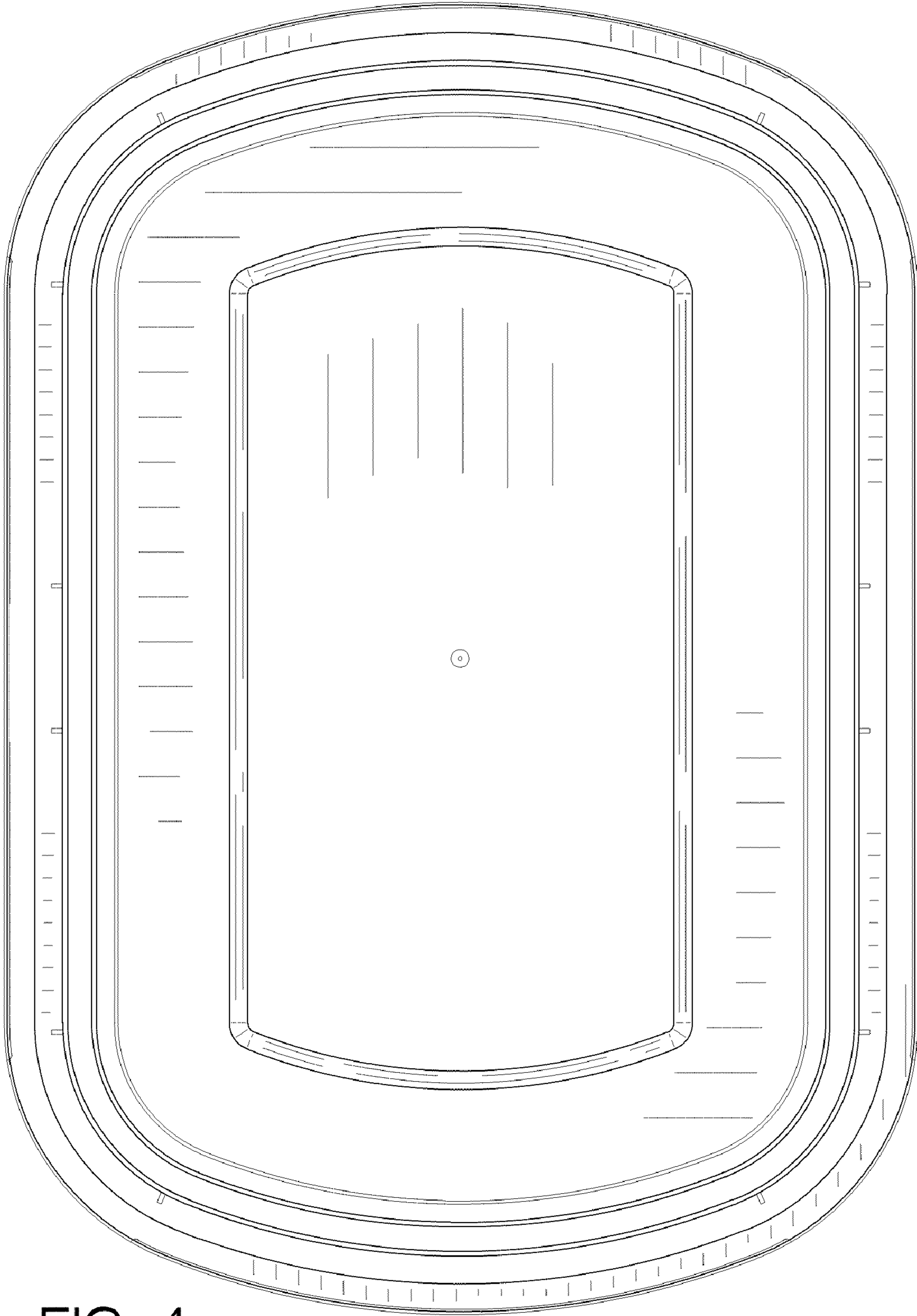


FIG. 4

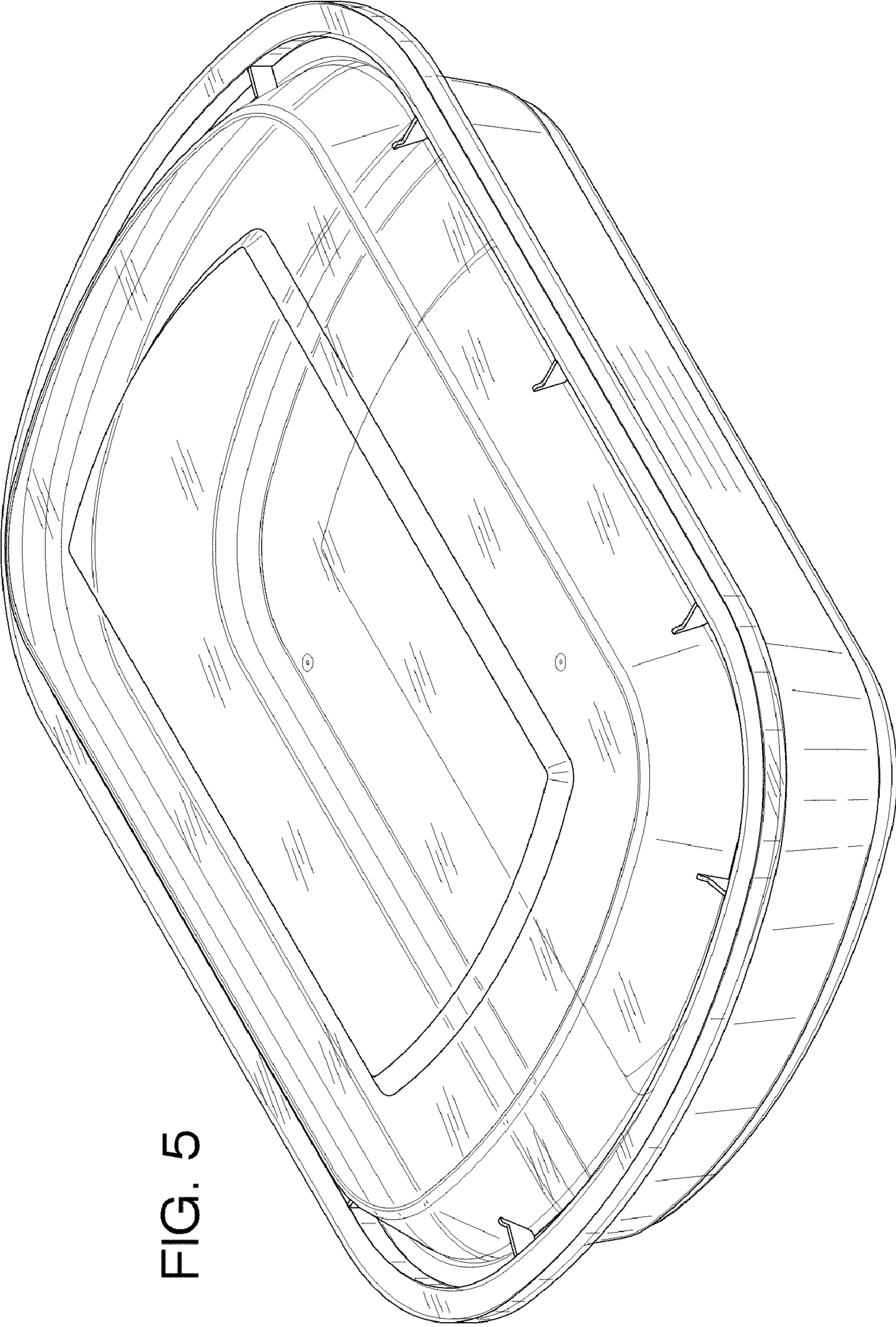


FIG. 5

FIG. 6





FIG. 7



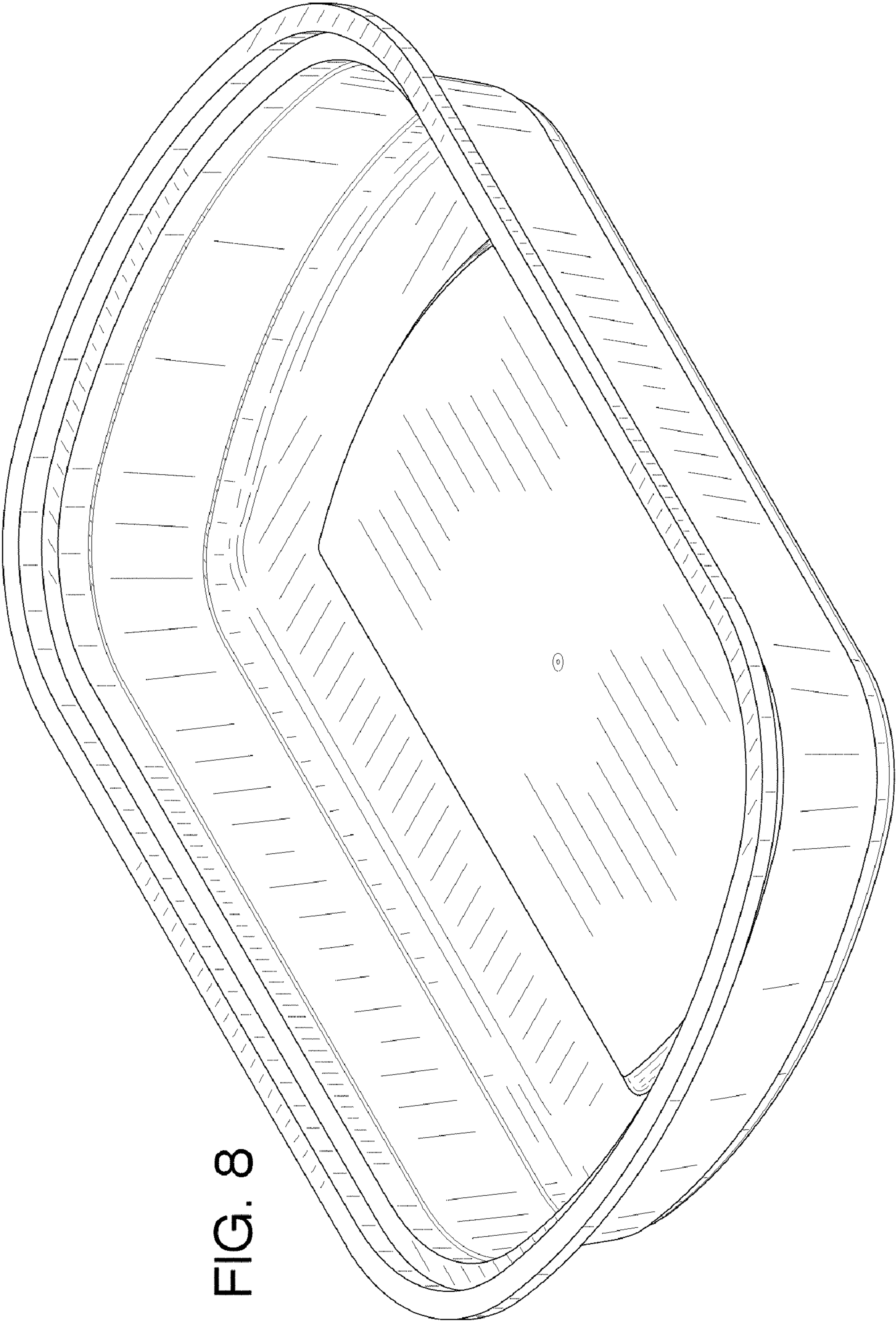


FIG. 8

FIG. 9

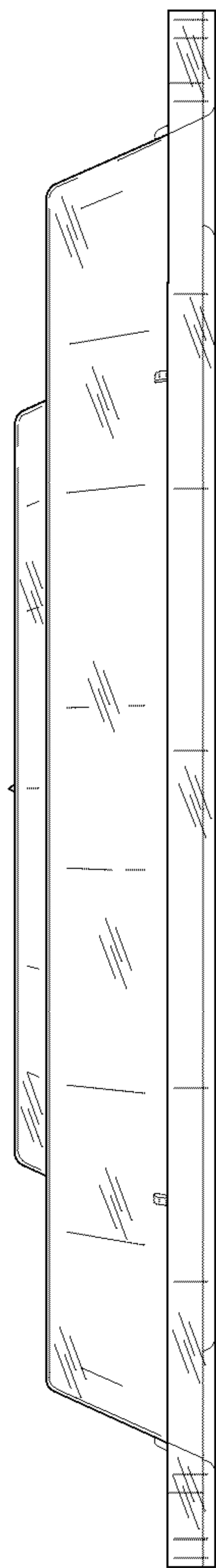


FIG. 10

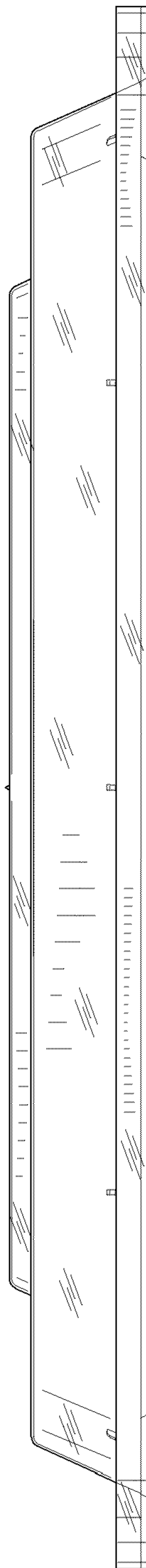
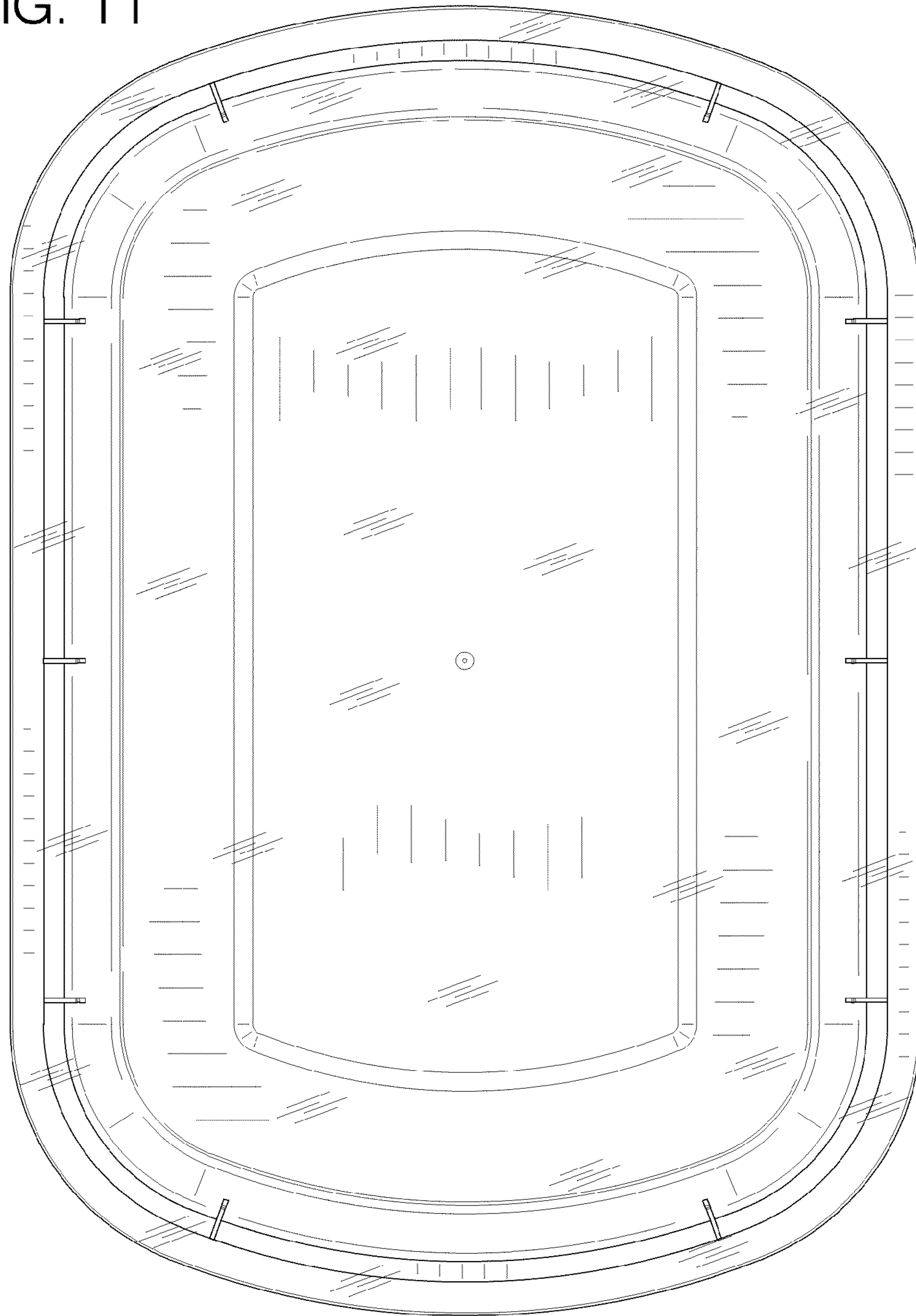


FIG. 11



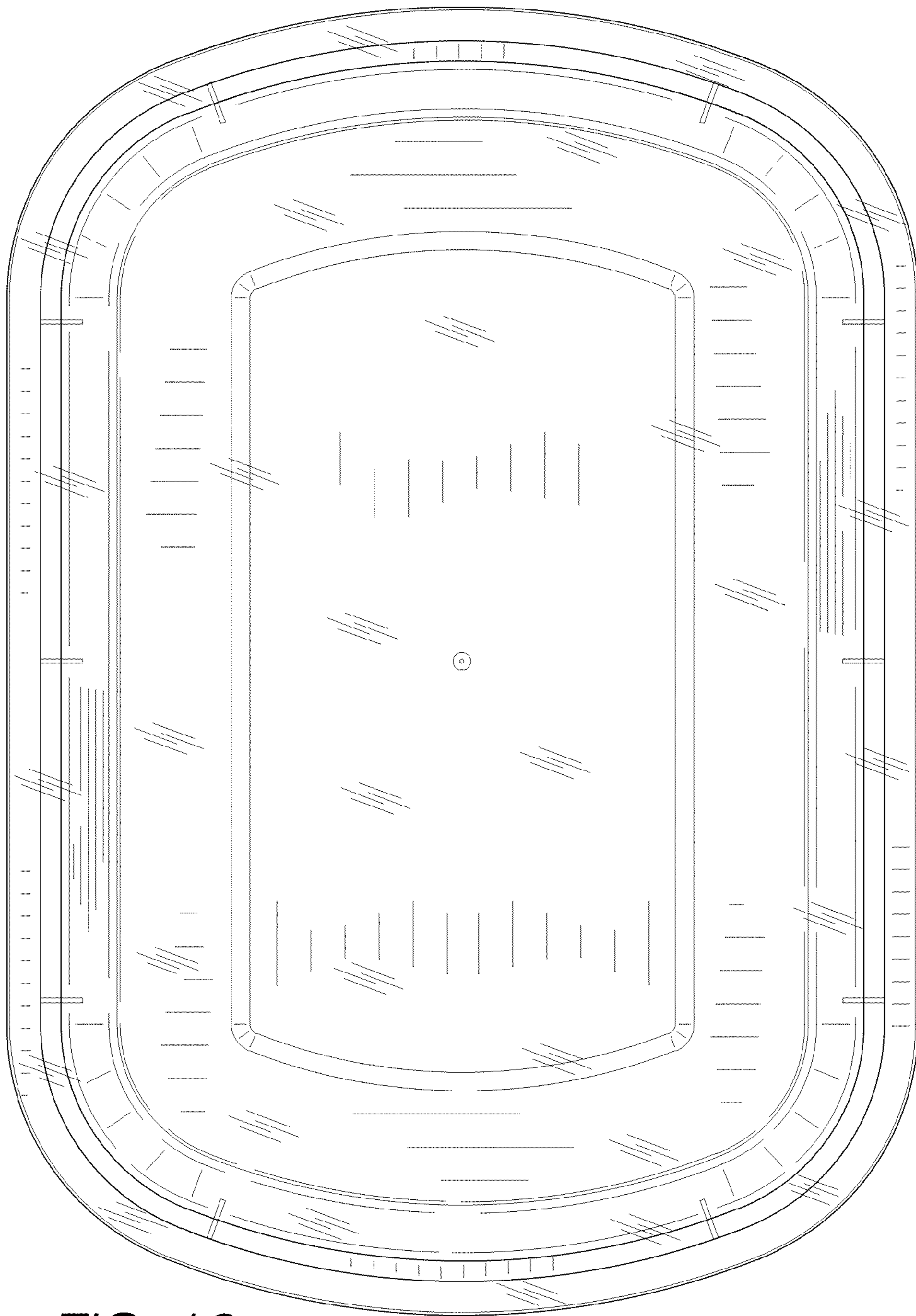


FIG. 12