



US00D594310S

(12) **United States Design Patent**  
**Gibney**

(10) **Patent No.:** **US D594,310 S**  
(45) **Date of Patent:** **\*\* Jun. 16, 2009**

(54) **LOCKING DEVICE**

(76) **Inventor:** **Gregory Gibney**, 9 Atlantic Ave.,  
Keansburg, NJ (US) 07734

(\*\*) **Term:** **14 Years**

(21) **Appl. No.:** **29/327,496**

(22) **Filed:** **Nov. 6, 2008**

(51) **LOC (9) Cl.** ..... **08-07**

(52) **U.S. Cl.** ..... **D8/333**

(58) **Field of Classification Search** ..... D8/333,  
D8/330, 331, 336, 338, 339, 340, 341, 342,  
D8/343, 344, 347, 356, 367; D11/4-6, 13,  
D11/17, 86; D21/483, 488; D29/113; 70/14,  
70/15, 16, 17, 18, 49, 51, 52, 57, 58  
See application file for complete search history.

(56) **References Cited**

**U.S. PATENT DOCUMENTS**

1,187,047	A	7/1916	Diesel	
D61,149	S *	7/1922	Blake	D21/483
2,451,100	A	10/1948	Lecompte	
D172,913	S *	8/1954	Weinacker	D11/17
3,392,554	A *	7/1968	Williamson	70/16
D258,715	S *	3/1981	Gipson	D8/333
D309,092	S *	7/1990	Dege et al.	D8/331
D313,571	S *	1/1991	Brom	D11/86
5,179,847	A	1/1993	Dorn	
D345,292	S *	3/1994	Tipton	D8/333
5,463,884	A *	11/1995	Woo et al.	70/16

D369,440	S *	4/1996	Mariano	D29/120.2
5,832,754	A *	11/1998	McKenzie	70/58
6,003,348	A	12/1999	McCrea	
6,006,555	A	12/1999	Shu-Fen	
D468,991	S *	1/2003	Makos et al.	D8/333
D474,100	S *	5/2003	Zapushek	D8/333
6,763,689	B1	7/2004	Thomas	
7,013,684	B2 *	3/2006	Hooks, Jr.	70/14

\* cited by examiner

*Primary Examiner*—Prabhakar Deshmukh  
*Assistant Examiner*—Derrick Holland

(57) **CLAIM**

The ornamental design for a locking device, as shown and described.

**DESCRIPTION**

FIG. 1 is a perspective view of a locking device showing my new design;

FIG. 2 is a front view thereof;

FIG. 3 is a back view thereof;

FIG. 4 is a side view thereof;

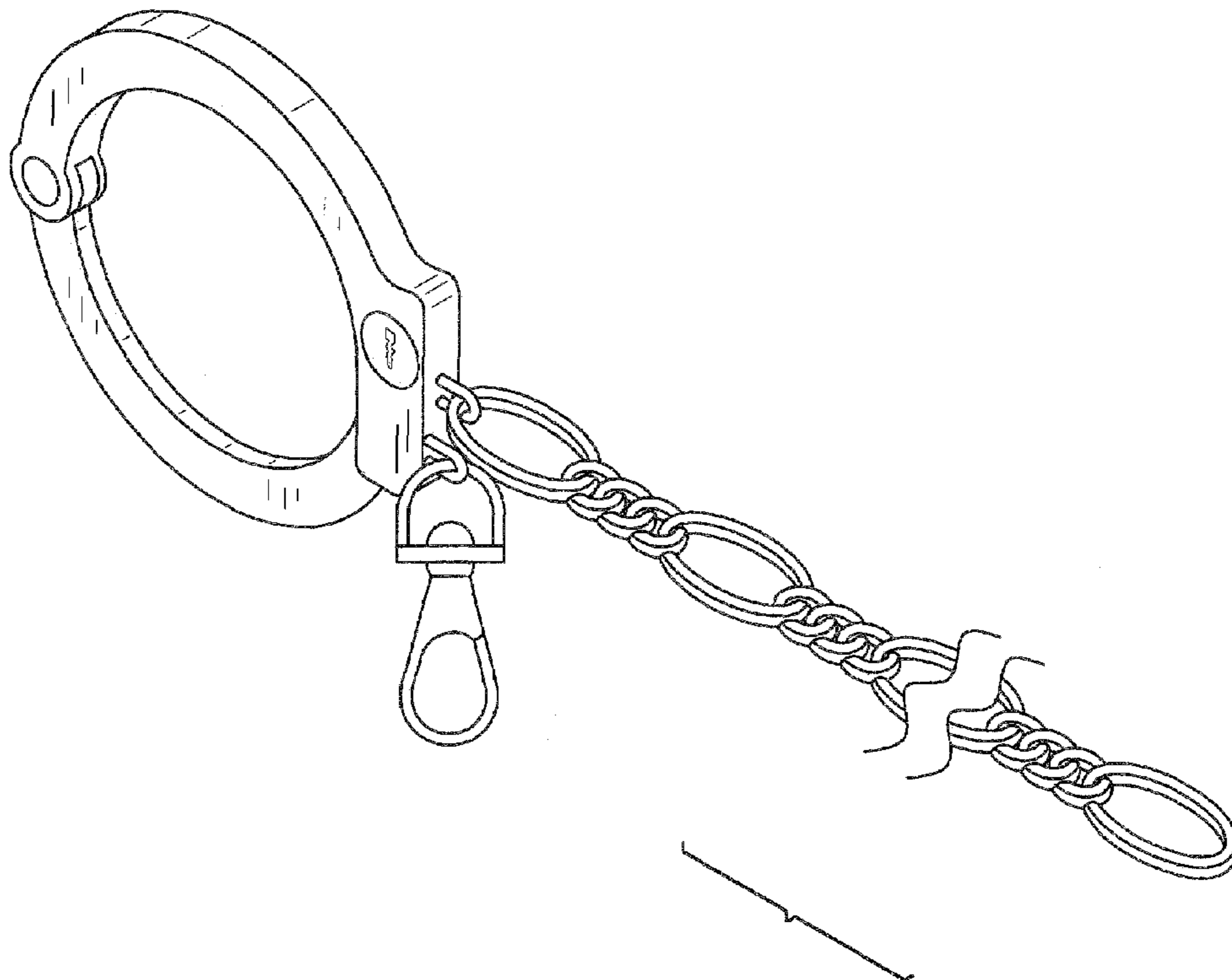
FIG. 5 is another side view thereof;

FIG. 6 is a top view thereof; and,

FIG. 7 is a bottom view thereof.

The claim has been shown broken away for ease of illustration to show indeterminate length.

**1 Claim, 4 Drawing Sheets**






FIG. 1

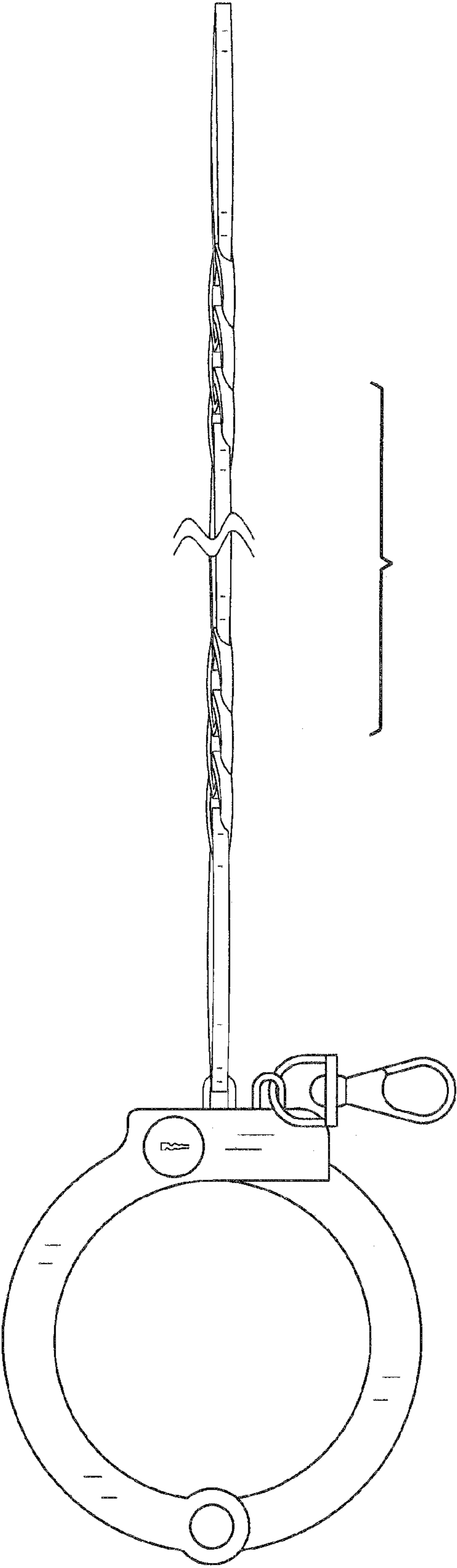


FIG. 2

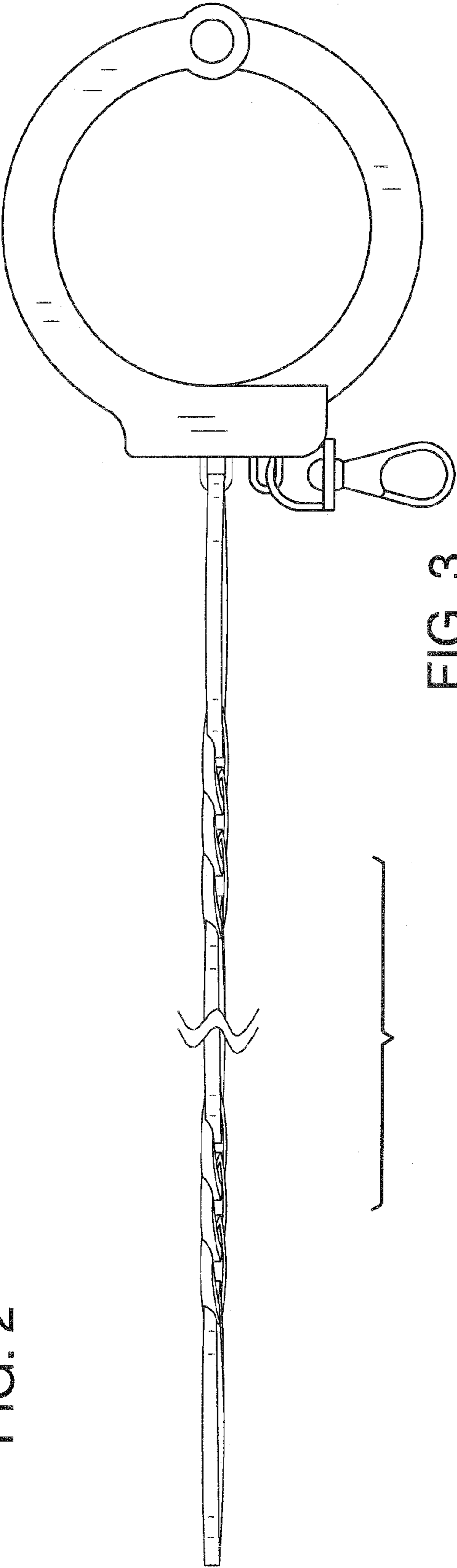


FIG. 3

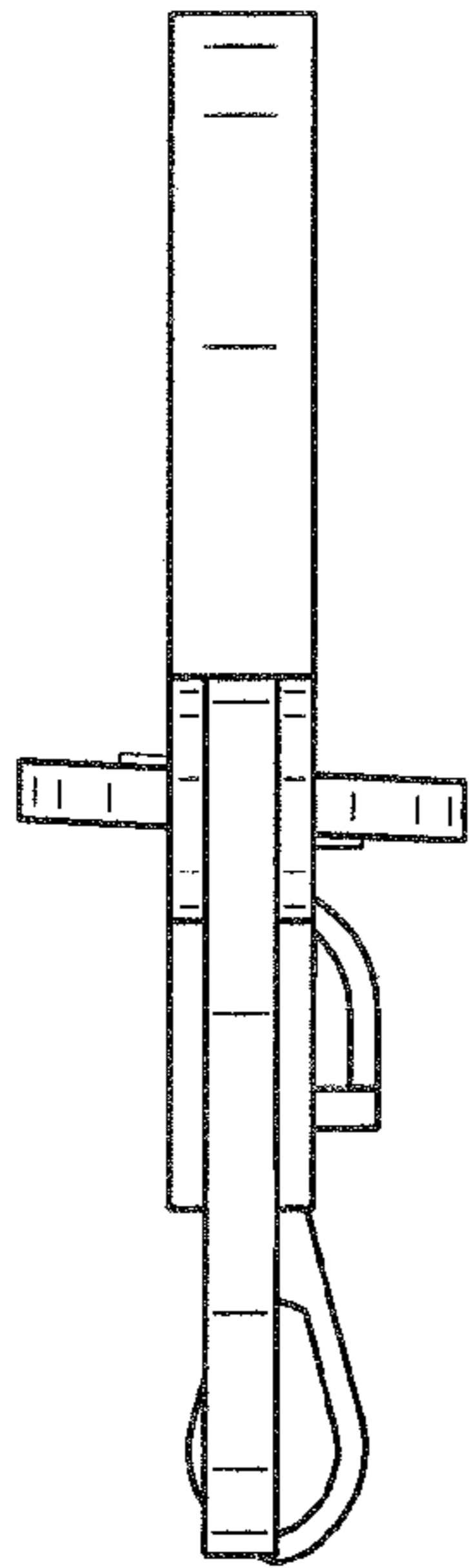


FIG. 4




FIG. 5

FIG. 6

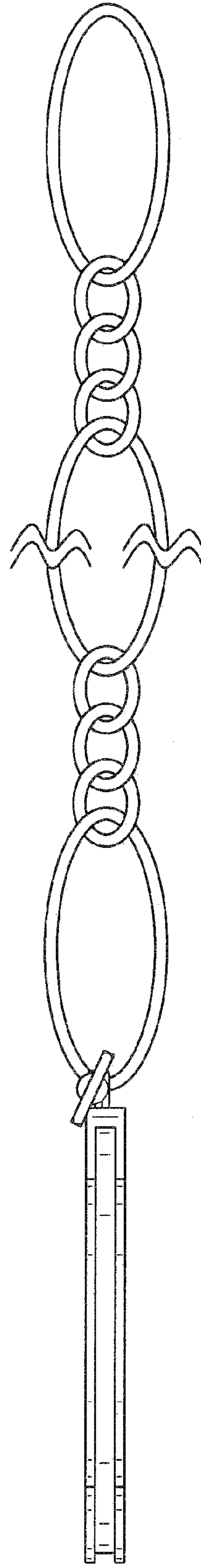
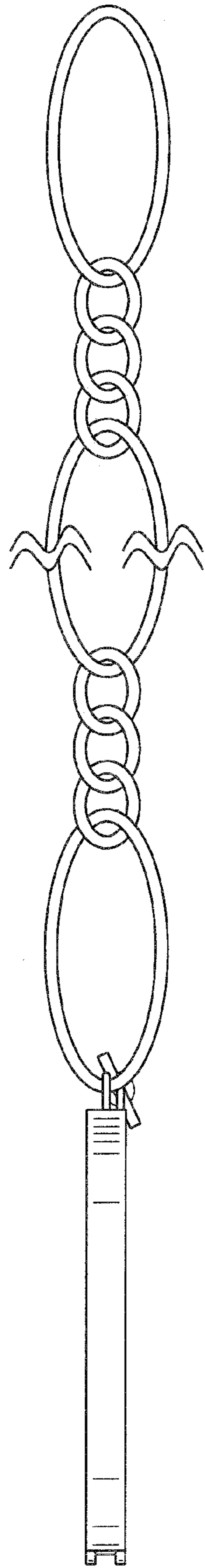


FIG. 7