



US00D594306S

(12) **United States Design Patent**  
**Decker**

(10) **Patent No.:** **US D594,306 S**  
(45) **Date of Patent:** **\*\* Jun. 16, 2009**

(54) **POWER TOOL TAP HOLDER**

(76) Inventor: **Douglas G. Decker**, 335 W. Hawley Rd.,  
Hawley, MA (US) 01339

(\*\*) Term: **14 Years**

(21) Appl. No.: **29/312,270**

(22) Filed: **Oct. 10, 2008**

**Related U.S. Application Data**

(63) Continuation-in-part of application No. 29/266,604,  
filed on Sep. 25, 2006, now abandoned.

(51) **LOC (9) Cl.** ..... **08-05**

(52) **U.S. Cl.** ..... **D8/70**; D8/138

(58) **Field of Classification Search** ..... D8/70;  
D15/138-140; 279/75; 408/97, 141, 222,  
408/226, 239; 470/198

See application file for complete search history.

(56) **References Cited**

**U.S. PATENT DOCUMENTS**

2,806,706 A \* 9/1957 Fitch ..... 279/79

3,189,923 A \* 6/1965 Smyth ..... 470/66  
D330,900 S \* 11/1992 Wakegijig ..... D15/138  
5,271,697 A \* 12/1993 Johnson et al. .... 408/222  
2007/0041799 A1\* 2/2007 Schaefer et al. .... 408/97  
2007/0264095 A1\* 11/2007 Suzuki et al. .... 408/239 R

\* cited by examiner

*Primary Examiner*—Antoine D Davis

(74) *Attorney, Agent, or Firm*—Raymond M. Galasso;  
Galasso & Associates, L.P.

(57) **CLAIM**

The ornamental design for a power tool tap holder, as shown  
and described.

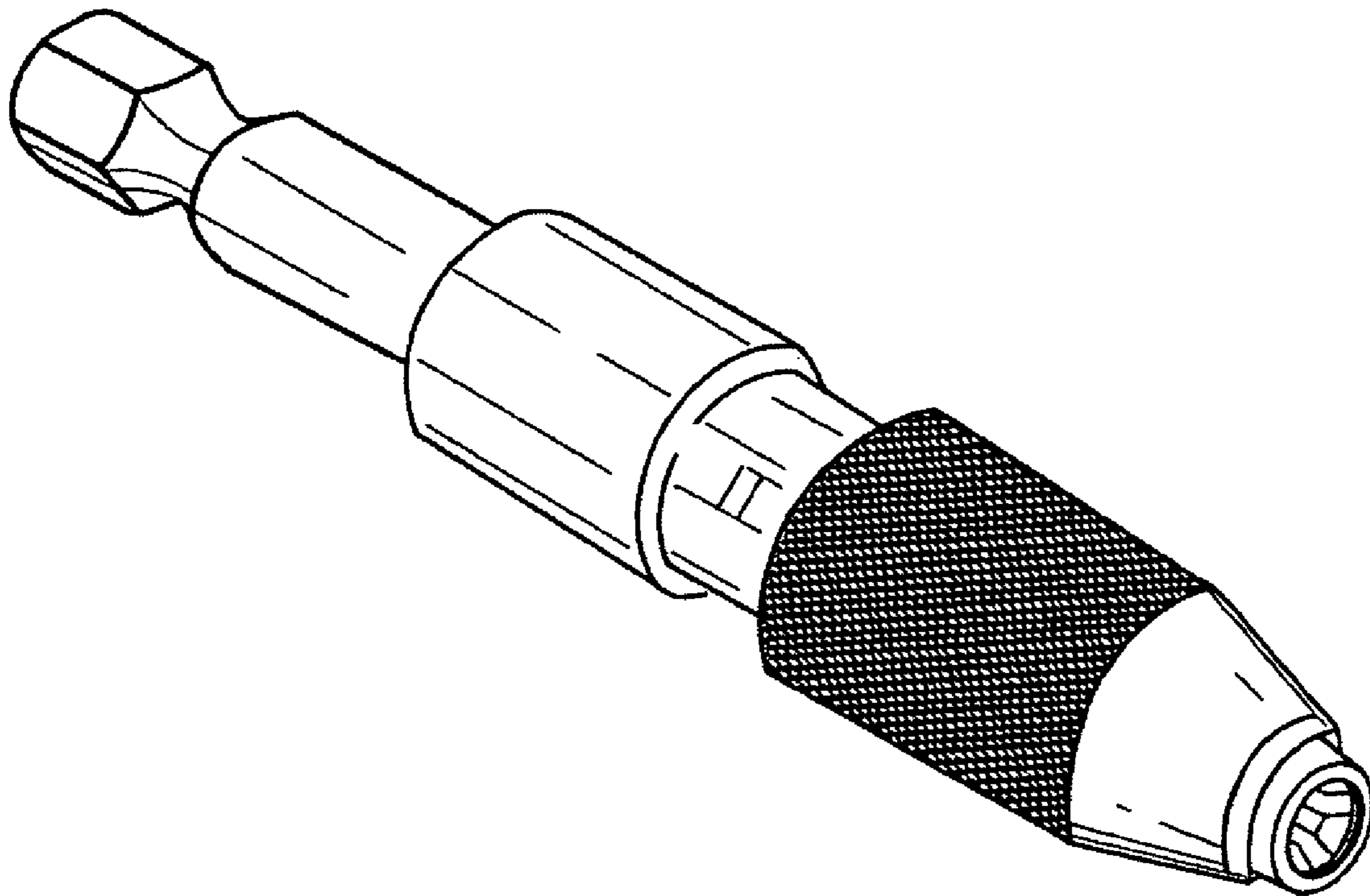
**DESCRIPTION**

FIG. 1 is a perspective view of a power tool tap holder,  
showing my new design;

FIG. 2 is a cross-sectional view taken along line 2—2 of FIG.  
1; and,

FIG. 3 is a back view.

**1 Claim, 3 Drawing Sheets**



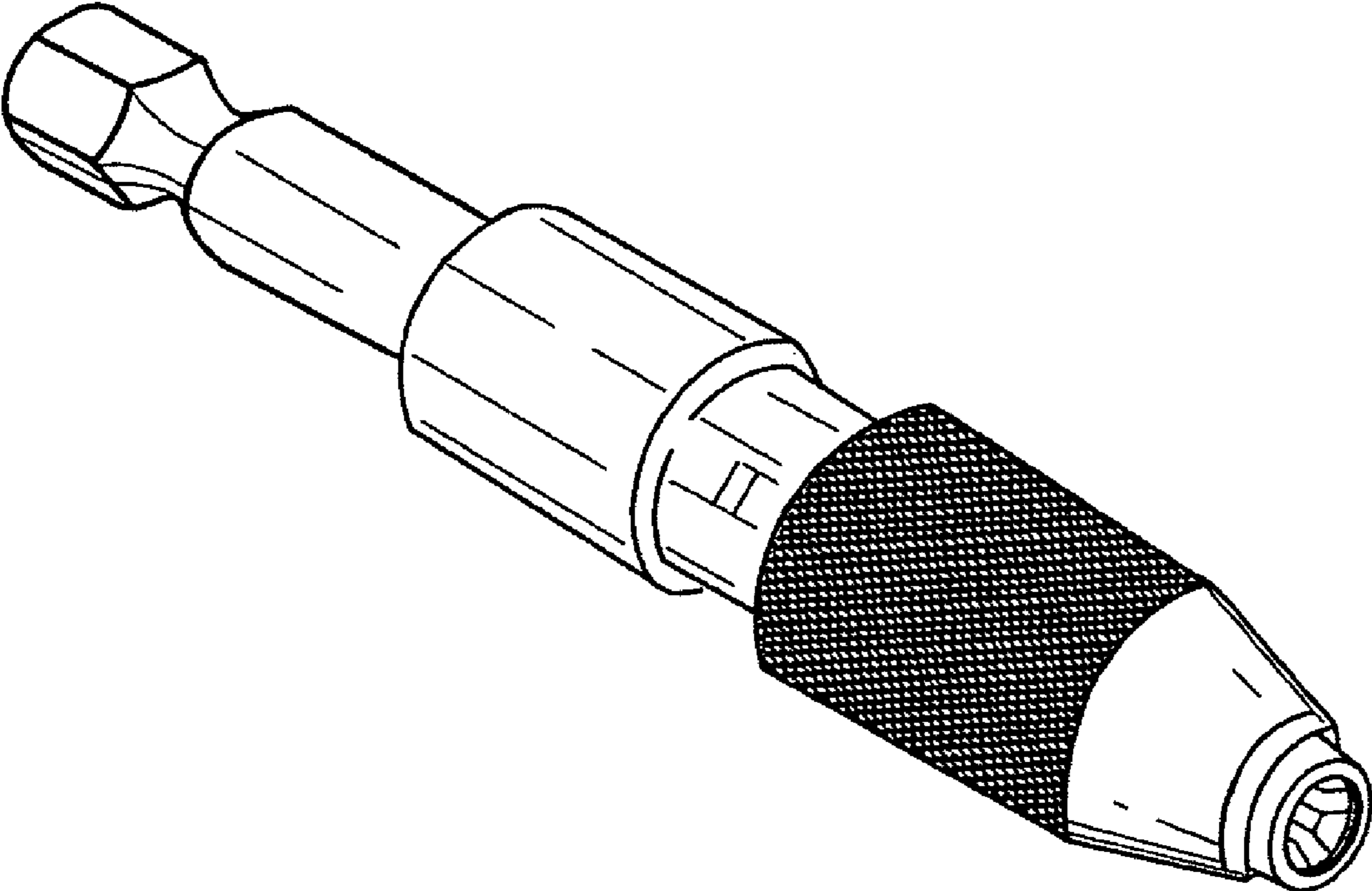


FIG. 1

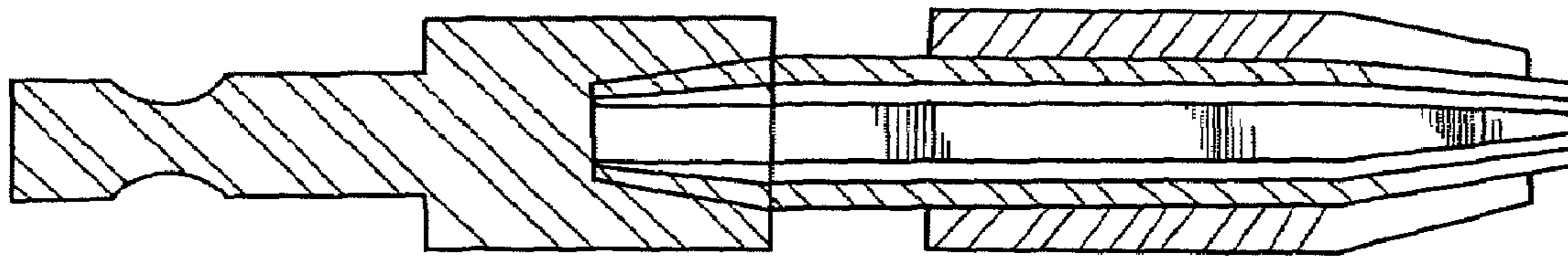


FIG. 2

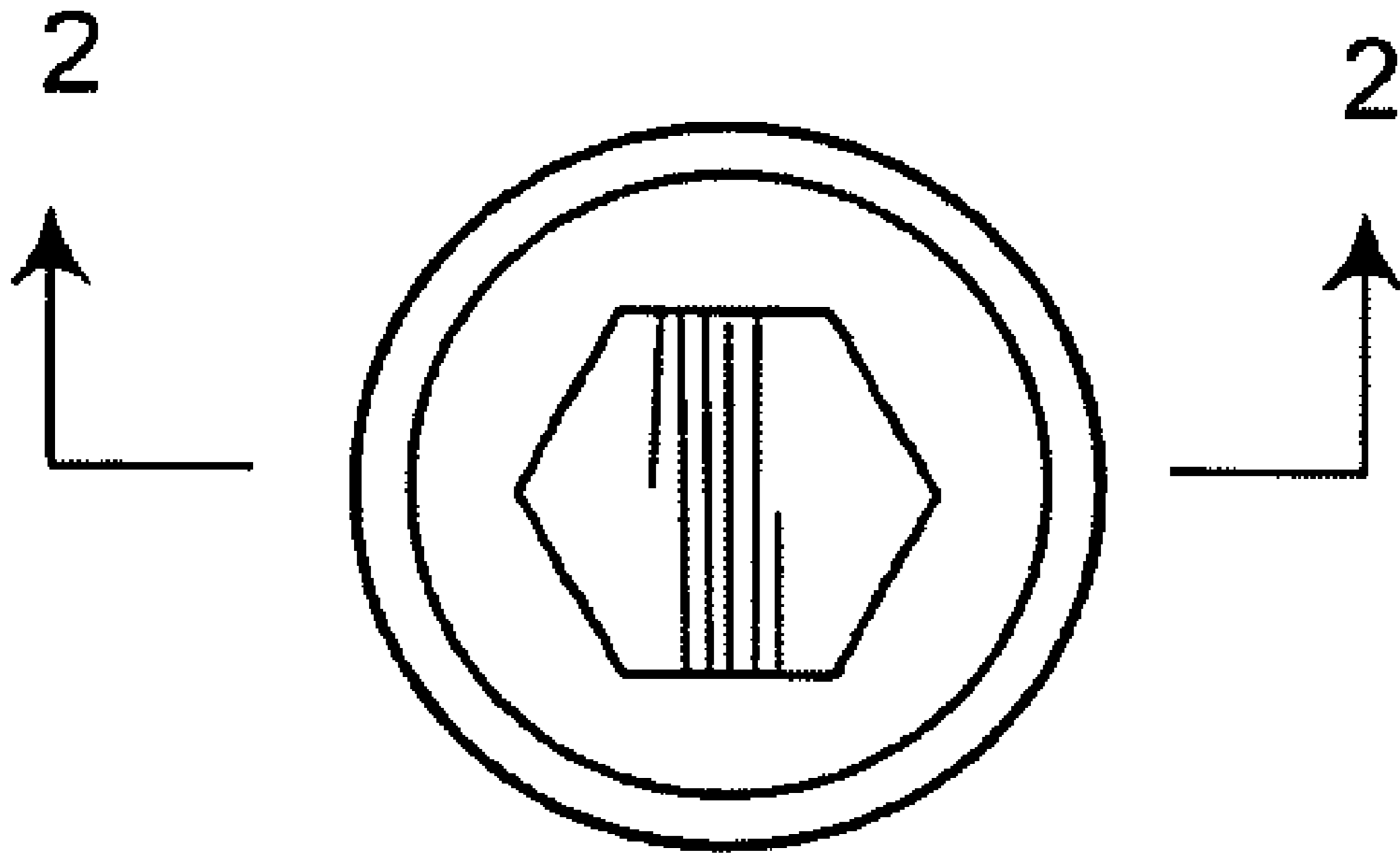


FIG. 3