

US00D594295S

(12) **United States Design Patent**  
**Miller**

(10) **Patent No.:** **US D594,295 S**  
(45) **Date of Patent:** **\*\* Jun. 16, 2009**

(54) **GARDENING TOOL**

(76) Inventor: **Albert Miller**, 333 Lakeside Pl.,  
Highland Park, IL (US) 60035

(\*\*) Term: **14 Years**

(21) Appl. No.: **29/307,695**

(22) Filed: **May 7, 2008**

(51) **LOC (9) Cl.** ..... **08-01**

(52) **U.S. Cl.** ..... **D8/9**

(58) **Field of Classification Search** ..... D8/9,  
D8/10, 1; 172/372; 294/51, 49, 54.5; 56/400.01,  
56/400.21

See application file for complete search history.

(56) **References Cited**

**U.S. PATENT DOCUMENTS**

D352,873 S \* 11/1994 Chen ..... D8/9  
5,581,889 A \* 12/1996 Reuter ..... 30/142  
D564,313 S \* 3/2008 Baker ..... D8/9  
D579,287 S \* 10/2008 Hyp et al. .... D8/9

\* cited by examiner

*Primary Examiner*—Holly H Baynham

*Assistant Examiner*—Sheryl Lane

(74) *Attorney, Agent, or Firm*—Justin Lampel

(57) **CLAIM**

The ornamental design for a gardening tool, as shown and described.

**DESCRIPTION**

FIG. 1 is a side view of a gardening tool of the present invention;

FIG. 2 is a top view of the present invention;

FIG. 3 is a side view of the present invention;

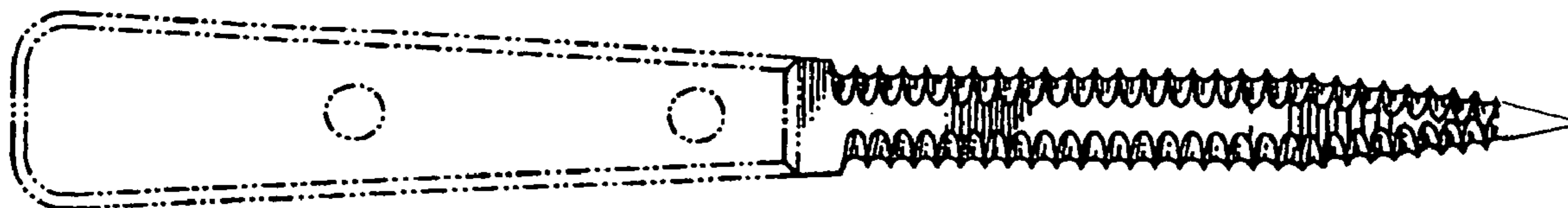
FIG. 4 is a bottom view of the present invention;

FIG. 5 is a back view of the present invention; and,

FIG. 6 is a front view of the present invention.

The broken line showing is for illustrative purposes only and forms no part of the claimed design.

**1 Claim, 1 Drawing Sheet**



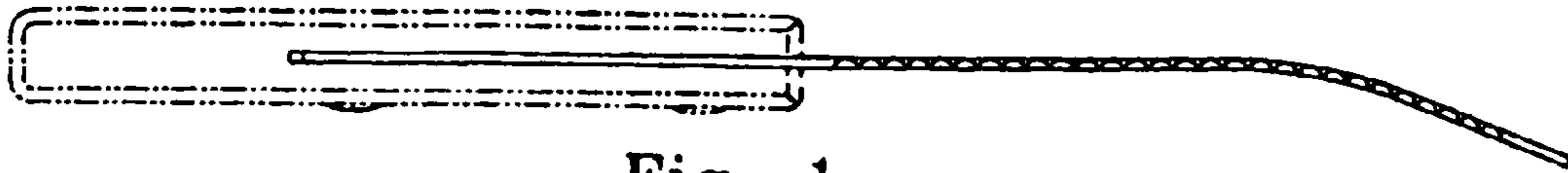


Fig. 1

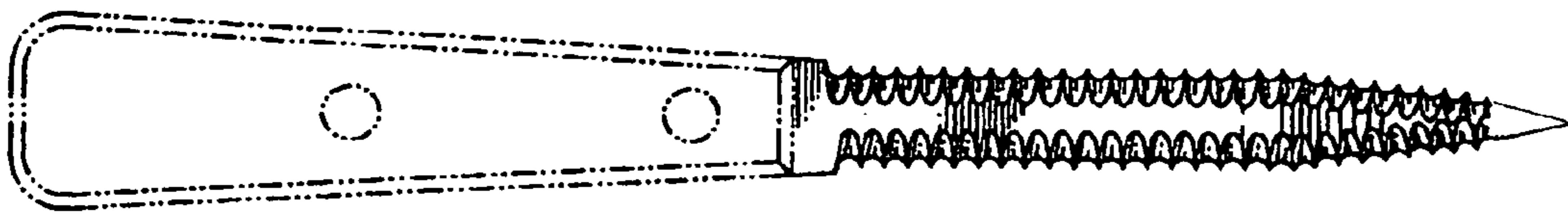


Fig. 2

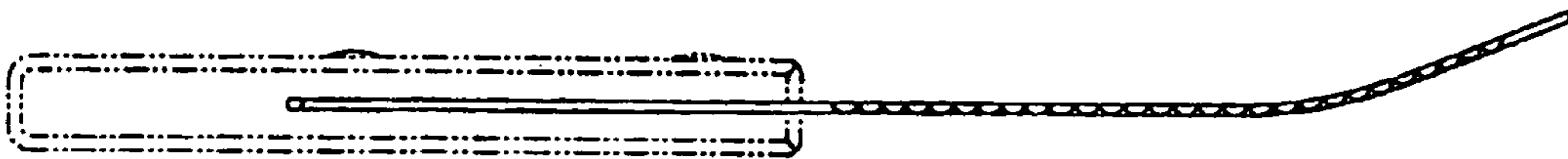


Fig. 3

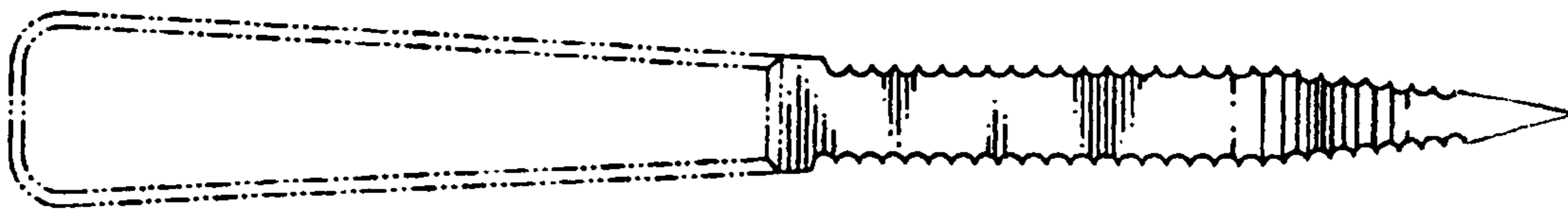


Fig. 4

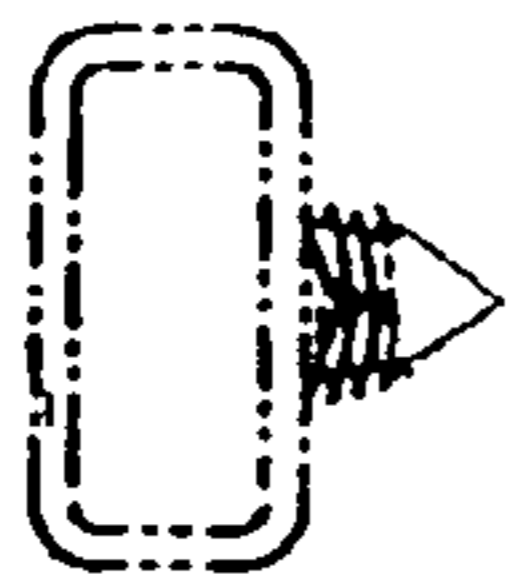


Fig. 5



Fig. 6