



US00D594282S

(12) **United States Design Patent**
Klimecki

(10) **Patent No.:** **US D594,282 S**
(45) **Date of Patent:** **** Jun. 16, 2009**

(54) **ZIG-ZAG SERVING PLATTER**

(76) Inventor: **Andrew Klimecki**, Joanna Dale, Knight
& Sons, The Brampton, New Castle
under Lyme, Staffordshire (GB)

(**) Term: **14 Years**

(21) Appl. No.: **29/294,892**

(22) Filed: **Feb. 1, 2008**

(51) **LOC (9) Cl.** **07-01**

(52) **U.S. Cl.** **D7/561; D7/586**

(58) **Field of Classification Search** D7/500,
D7/505, 540, 555, 560, 554.2, 566, 584, 585,
D7/587, 570, 567, 543, 624.1, 552.1, 553.4,
D7/554.3, 554.4, 557, 561, 562; 229/401;
220/574.1, 575, 574.2; 206/426, 454, 563,
206/564; D9/456; 119/463

See application file for complete search history.

(56) **References Cited**

U.S. PATENT DOCUMENTS

D23,573 S * 8/1894 Gruen D7/554.1
2,100,192 A * 11/1937 Leindorf 119/463
D154,216 S * 6/1949 Reifsnyder D7/562
D167,206 S * 7/1952 Gruen D7/554.3
2,744,624 A * 5/1956 Hoogstoel et al. 156/208
D199,765 S * 12/1964 Weiss D9/456
D239,686 S * 4/1976 Bertil D7/562

D257,110 S * 9/1980 Conti D7/555
D311,339 S * 10/1990 Weed D9/456
D318,235 S * 7/1991 Weed D9/456
D508,368 S * 8/2005 Lion et al. D7/388
D566,556 S * 4/2008 Baker et al. D9/456
2005/0189253 A1 * 9/2005 Huang 206/454

* cited by examiner

Primary Examiner—Charles A Rademaker

(74) *Attorney, Agent, or Firm*—Gary F. Lambert; Lambert
and Associates

(57) **CLAIM**

The ornamental design for a zig-zag serving platter, as shown
and described.

DESCRIPTION

FIG. 1 is a top perspective view of a zig-zag serving platter
showing my new design;

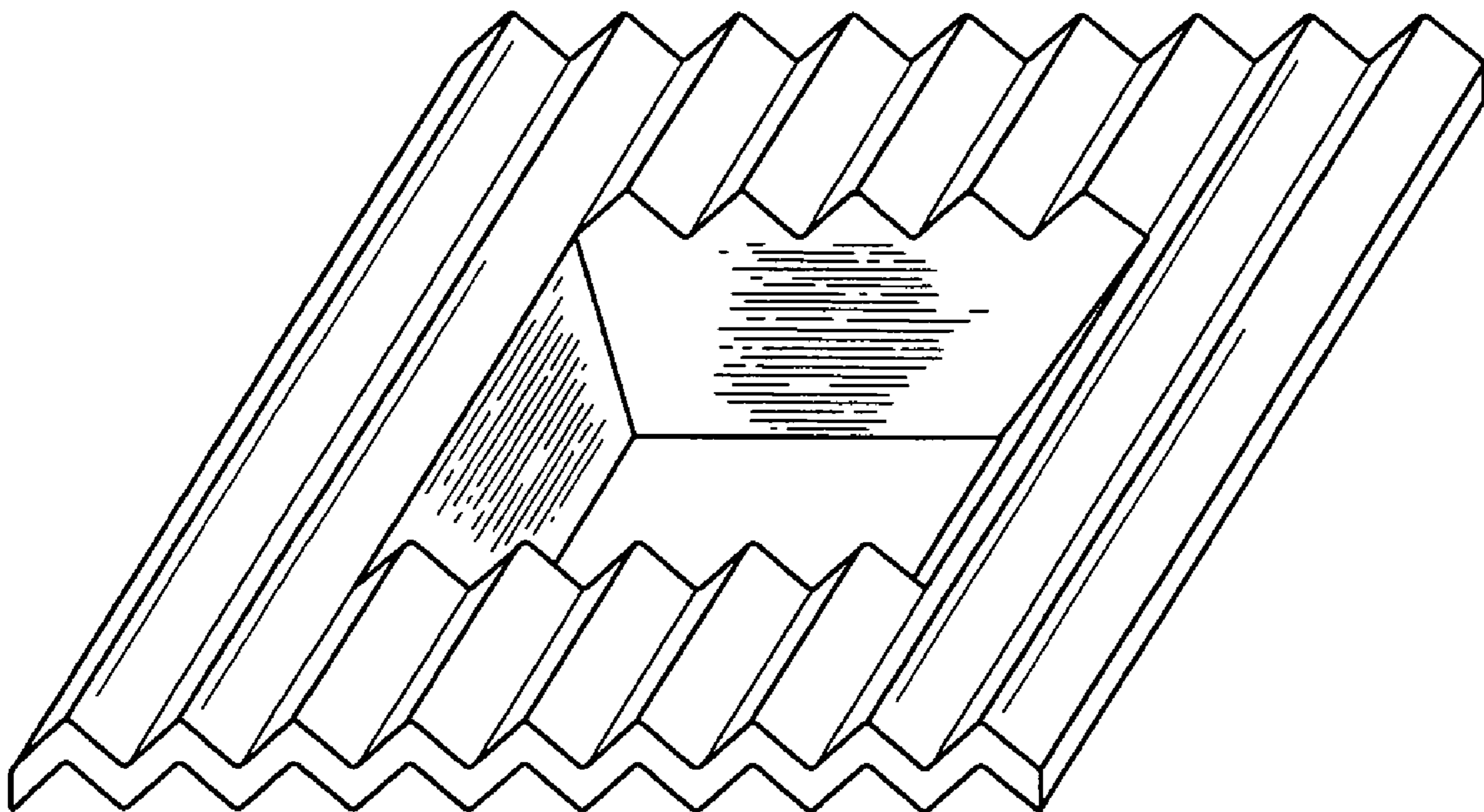
FIG. 2 is a top plan view thereof shown on a slightly reduced
scale;

FIG. 3 is a bottom plan view thereof;

FIG. 4 is a end elevation thereof, the end opposite being
identical; and,

FIG. 5 is a side elevation thereof the end opposite being
identical.

1 Claim, 3 Drawing Sheets



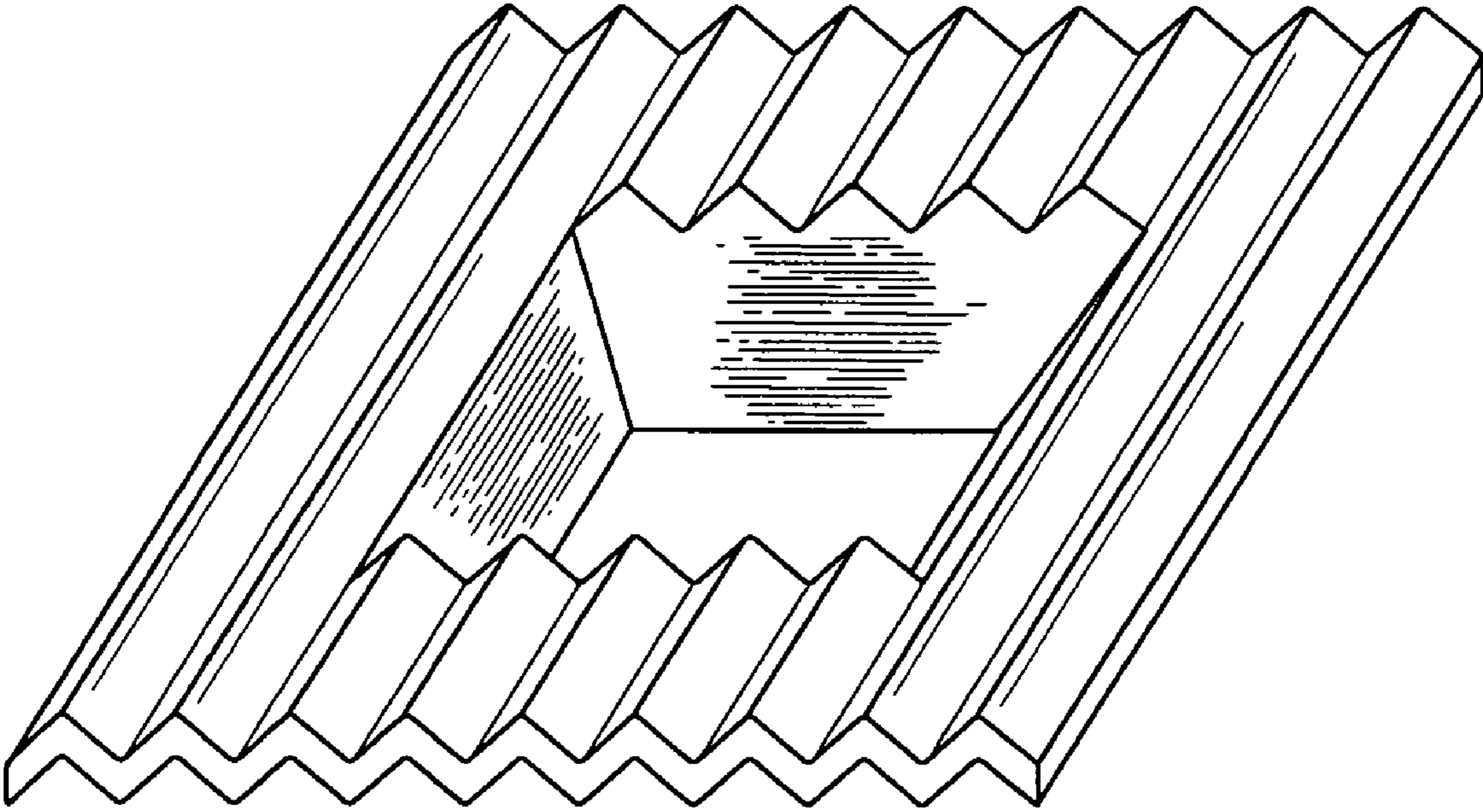


FIG. 1

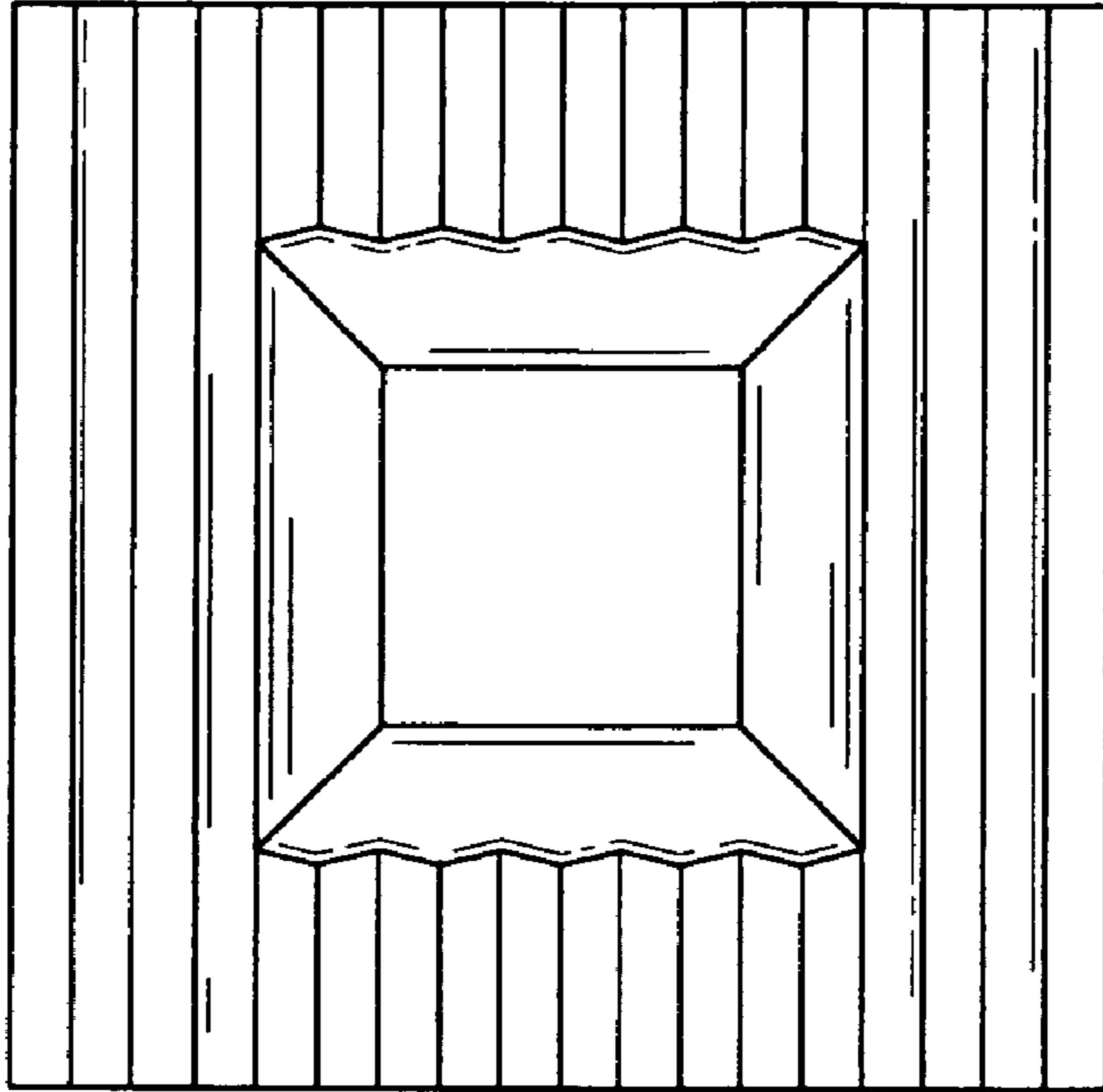


FIG. 2

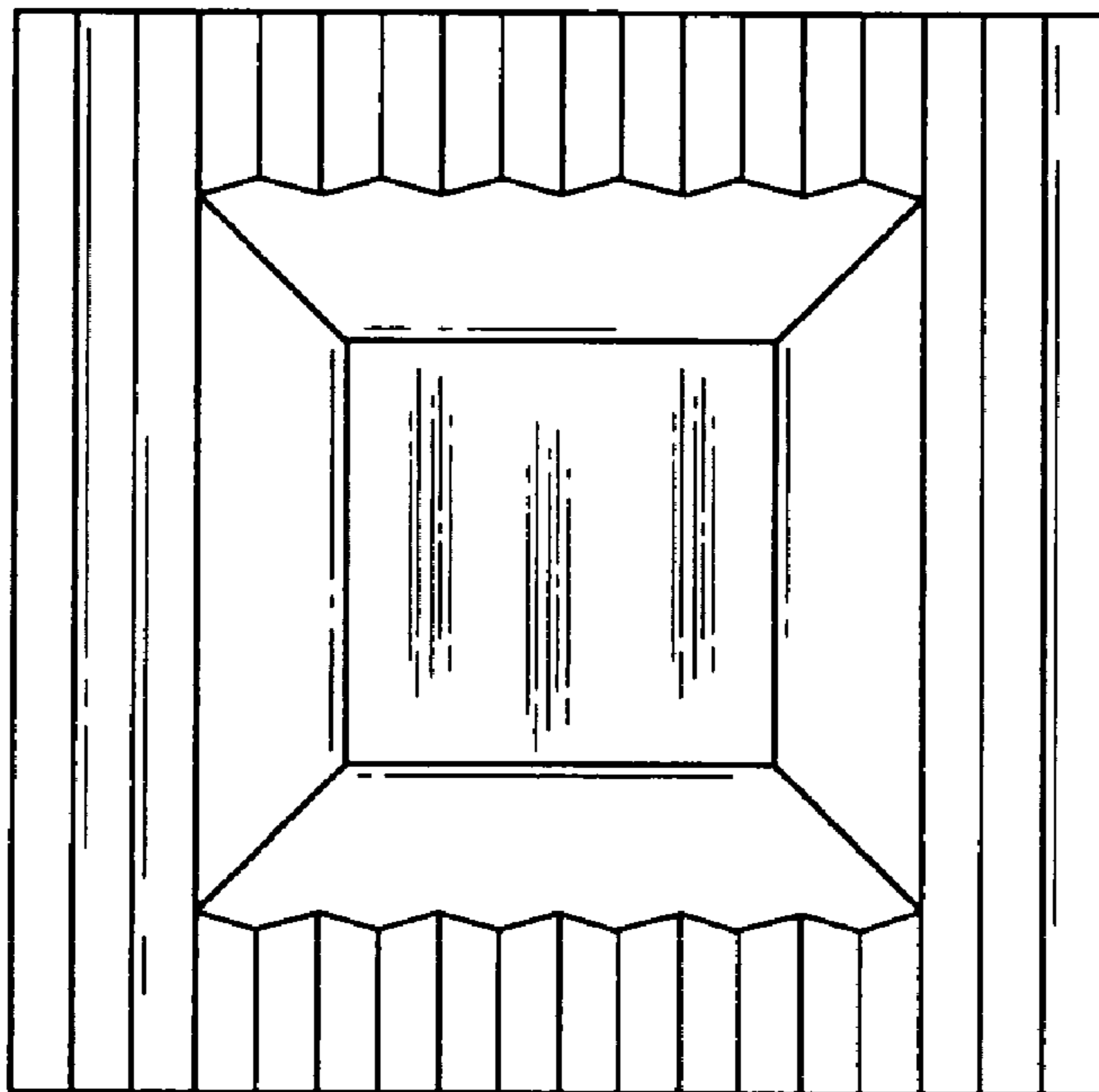


FIG. 3

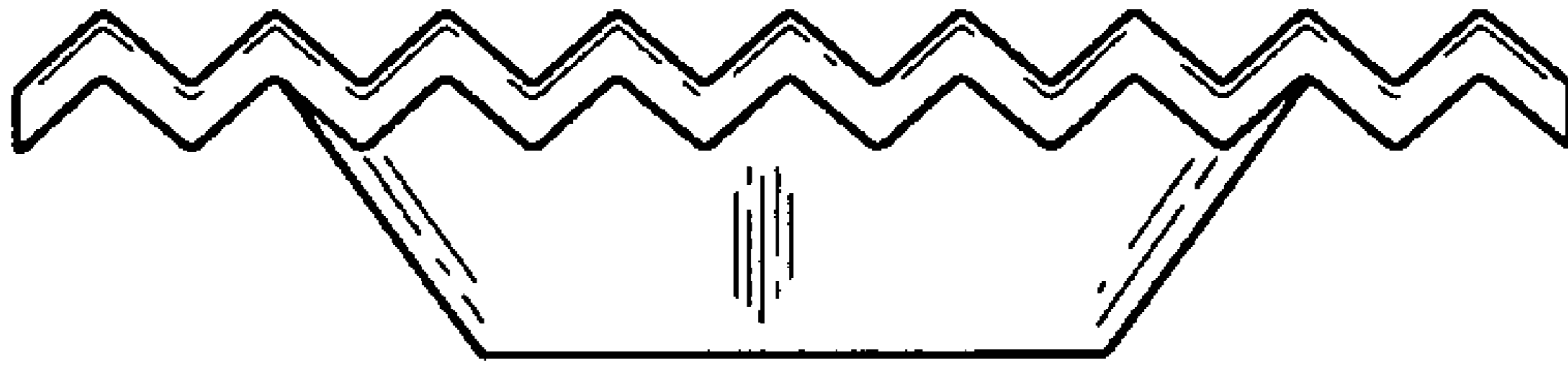


FIG. 4



FIG. 5