

US00D594278S

(12) **United States Design Patent**
Snell

(10) **Patent No.:** **US D594,278 S**
(45) **Date of Patent:** **** Jun. 16, 2009**

(54) **TUMBLER**

(75) Inventor: **Russell Benton Snell**, Bentleyville, OH
(US)

(73) Assignee: **InterDesign, Inc.**, Solon, OH (US)

(**) Term: **14 Years**

(21) Appl. No.: **29/312,979**

(22) Filed: **Nov. 26, 2008**

(51) **LOC (9) Cl.** **07-01**

(52) **U.S. Cl.** **D7/523; D7/509**

(58) **Field of Classification Search** D7/500,
D7/509, 523, 532; D9/500, 502, 516, 519,
D9/549, 776, 778; D34/1; 215/DIG. 7, 10,
215/387; 220/495.04, 560, 592.16, 592.17,
220/703; 226/406; 229/400; 383/110; D11/152
See application file for complete search history.

(56) **References Cited**

U.S. PATENT DOCUMENTS

- D96,737 S * 9/1935 Funfrock D7/523
- D457,389 S 5/2002 Snell
- D457,782 S 5/2002 Snell
- 6,439,418 B1 8/2002 Immerman et al.
- D463,715 S 10/2002 Dretzka
- D470,364 S 2/2003 Dretzka
- D472,427 S 4/2003 Dretzka
- D478,230 S * 8/2003 Dretzka D6/534
- 6,604,648 B2 * 8/2003 Immerman et al. 220/630
- D483,591 S * 12/2003 Dretzka D6/551
- D488,348 S * 4/2004 Liu D7/523
- D489,501 S * 5/2004 Dretzka D34/1
- D490,655 S * 6/2004 Zettle et al. D7/532
- D502,365 S 3/2005 Dretzka
- D505,828 S 6/2005 Snell

- D530,959 S * 10/2006 Snell D6/551
- D538,992 S * 3/2007 Snell D34/1
- D543,326 S * 5/2007 Dretzka D34/1
- D543,327 S * 5/2007 Snell D34/1
- D550,509 S 9/2007 Dretzka
- D551,905 S 10/2007 Snell
- D552,422 S 10/2007 Dretzka
- D557,073 S 12/2007 Snell
- D582,724 S * 12/2008 Dretzka D7/523

OTHER PUBLICATIONS

- InterDesign, Inc. Product Brochure—Bath, p. 6.
- InterDesign, Inc. Product Catalog—2000, pp. 4, 5.
- InterDesign, Inc. Product Catalog—2001, pp. 12, 13.
- InterDesign, Inc. Product Catalog—2003, pp. 6, 8, 10, 11, 14, 15, 16, 20, 22, 24.
- InterDesign, Inc. Product Catalog—2004, pp. 20, 28, 29.
- InterDesign, Inc. Product Catalog—2005, p. 6.
- InterDesign, Inc. Product Catalog—2006, p. 2.
- InterDesign, Inc. Product Catalog—2007, pp. 2, 4, 6.

* cited by examiner

Primary Examiner—Philip S Hyder

Assistant Examiner—Cynthia Underwood

(74) *Attorney, Agent, or Firm*—D. Peter Hochberg; Sean F. Mellino; Daniel J. Smola

(57) **CLAIM**

The ornamental design for a tumbler, as shown and described.

DESCRIPTION


FIG. 1 is a perspective view of the tumbler according to the invention;

FIG. 2 is a side view of the tumbler as shown in FIG. 1;

FIG. 3 is a top view of the tumbler as shown in FIG. 1; and,

FIG. 4 is a bottom view of the tumbler as shown in FIG. 1.

1 Claim, 1 Drawing Sheet






FIG-1

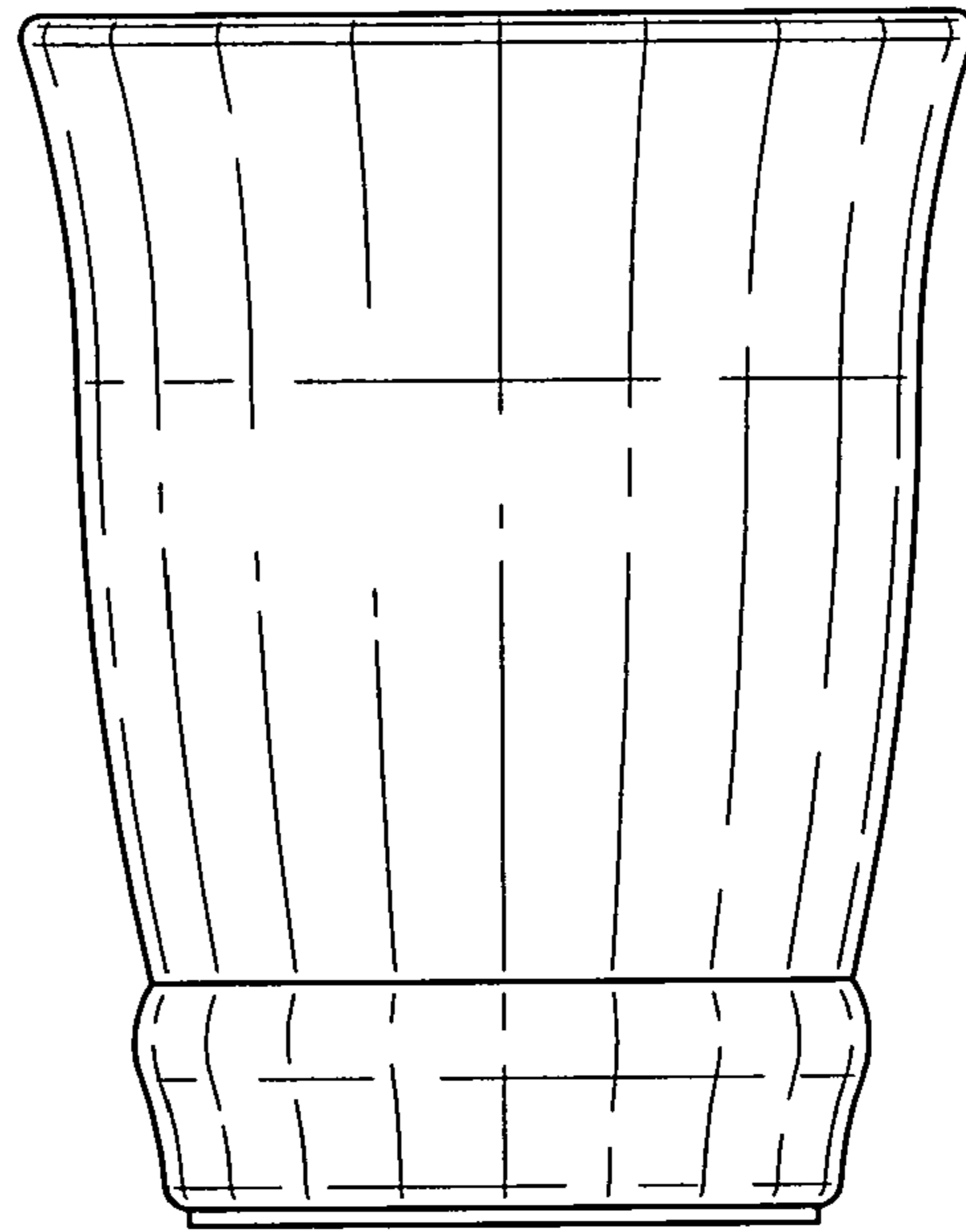


FIG-2

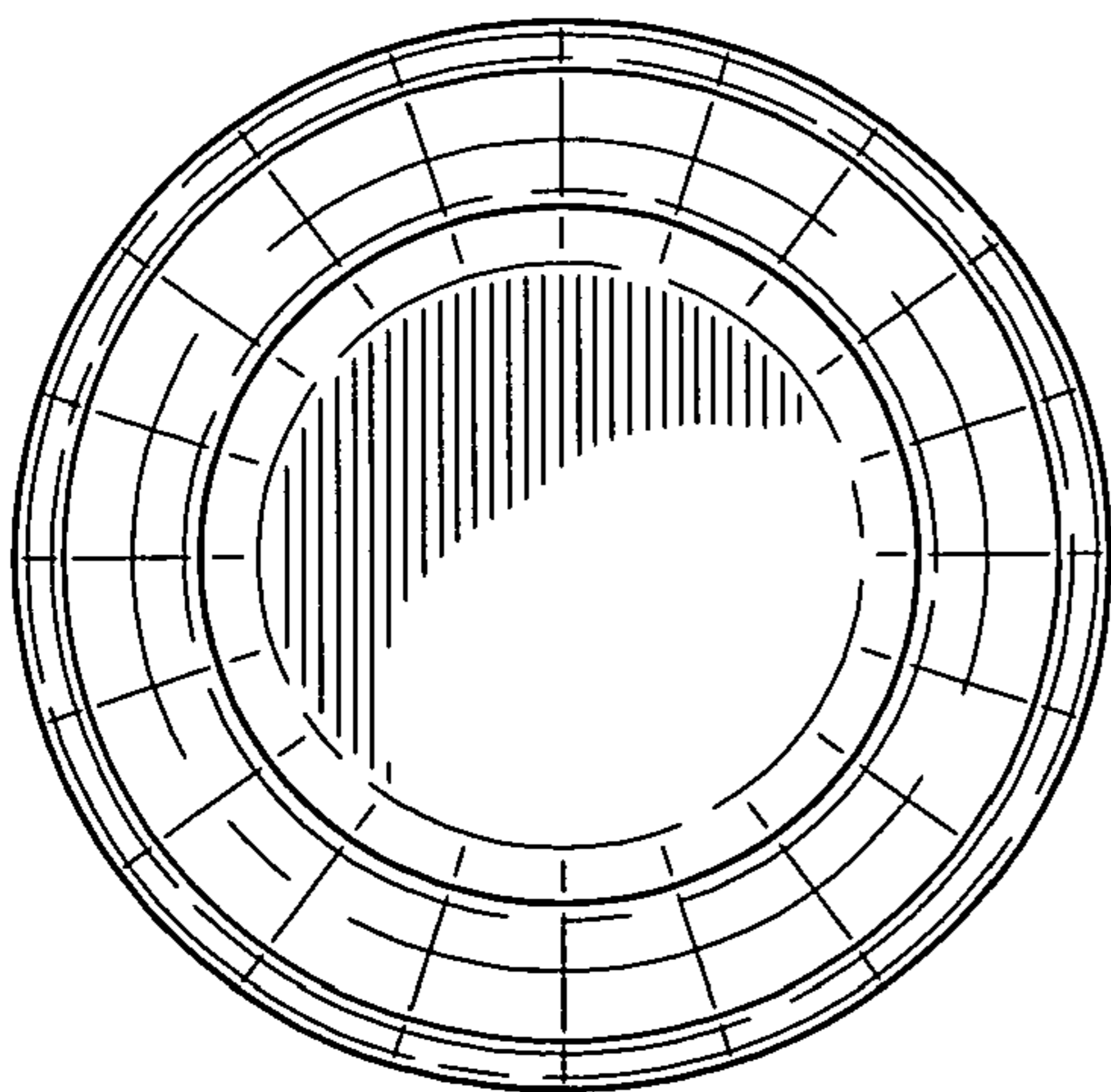


FIG-3

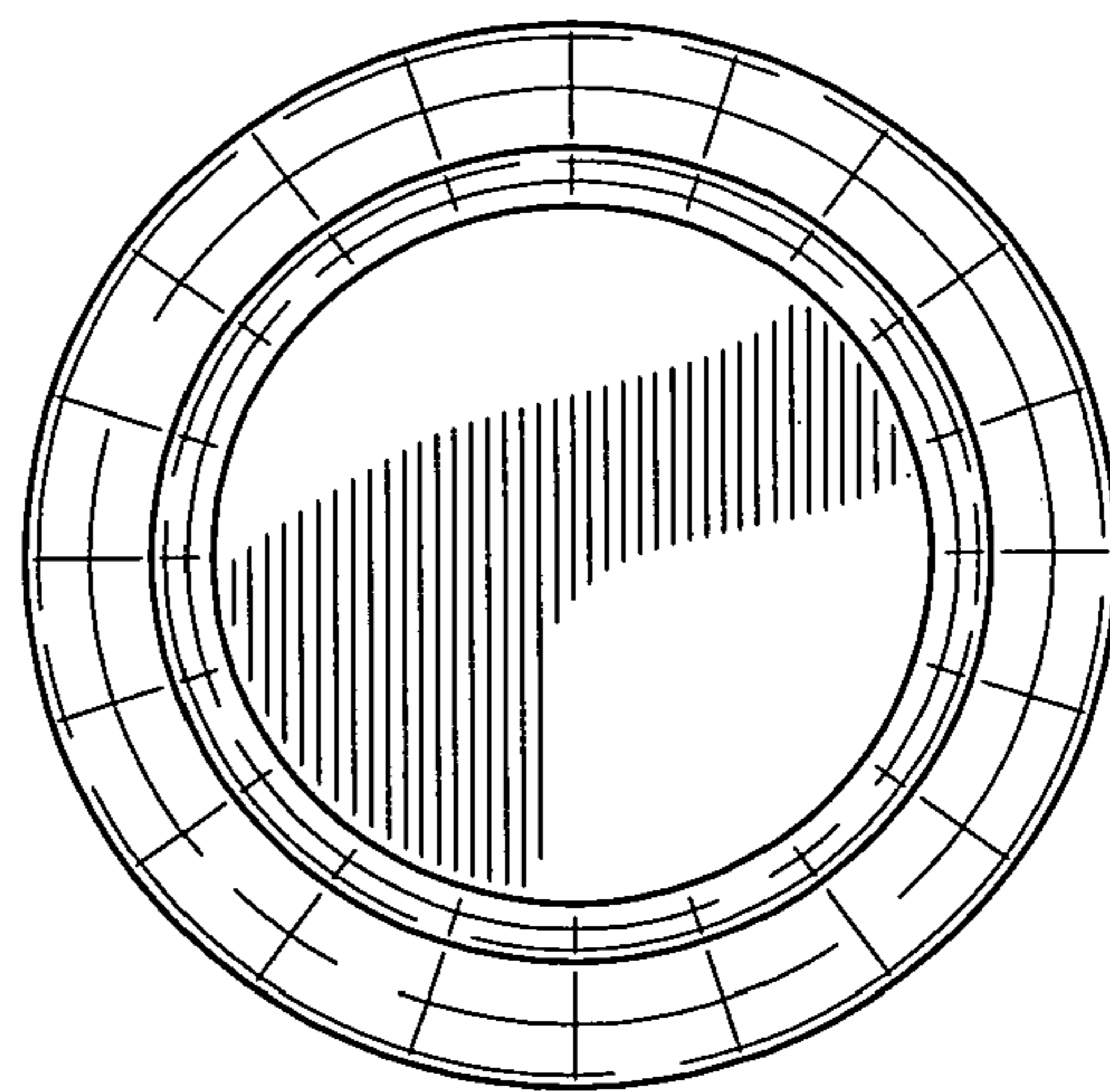


FIG-4