

US00D594273S

(12) **United States Design Patent**  
**Rae**

(10) **Patent No.:** **US D594,273 S**  
(45) **Date of Patent:** **\*\* \*Jun. 16, 2009**

(54) **COOKWARE TOP LID HANDLE**  
(75) Inventor: **Robert A Rae**, Las Vegas, NV (US)  
(73) Assignee: **Meyer Intellectual Properties Limited**  
(VG)  
(\* ) Notice: This patent is subject to a terminal disclaimer.  
(\*\*) Term: **14 Years**  
(21) Appl. No.: **29/324,557**  
(22) Filed: **Sep. 15, 2008**

D463,210 S \* 9/2002 Coudurier ..... D7/394  
D494,808 S \* 8/2004 Thomkins ..... D7/394  
D503,307 S \* 3/2005 Thomkins ..... D7/394  
D542,117 S \* 5/2007 Fields ..... D8/316  
D543,436 S \* 5/2007 Ricereto ..... D8/316  
D553,944 S \* 10/2007 Jou ..... D8/316  
D568,142 S \* 5/2008 Zhang et al. .... D8/320  
D569,704 S \* 5/2008 Ricereto ..... D8/315  
D571,145 S 6/2008 Rae  
D574,694 S \* 8/2008 Krumpe ..... D8/316

\* cited by examiner

*Primary Examiner*—Holly H Baynham  
*Assistant Examiner*—Cynthia M Chin  
(74) *Attorney, Agent, or Firm*—Edward S. Sherman

(51) **LOC (9) Cl.** ..... **07-02**  
(52) **U.S. Cl.** ..... **D7/394**  
(58) **Field of Classification Search** ..... D7/354–361,  
D7/391, 393–395; D8/107, 300, 301, 315,  
D8/316, 317, 319, 320; 16/430, 431, 110.1,  
16/407, 441, 443; 220/573.1–573.5, 752,  
220/753, 755, 756, 912; D3/318  
See application file for complete search history.

(57) **CLAIM**

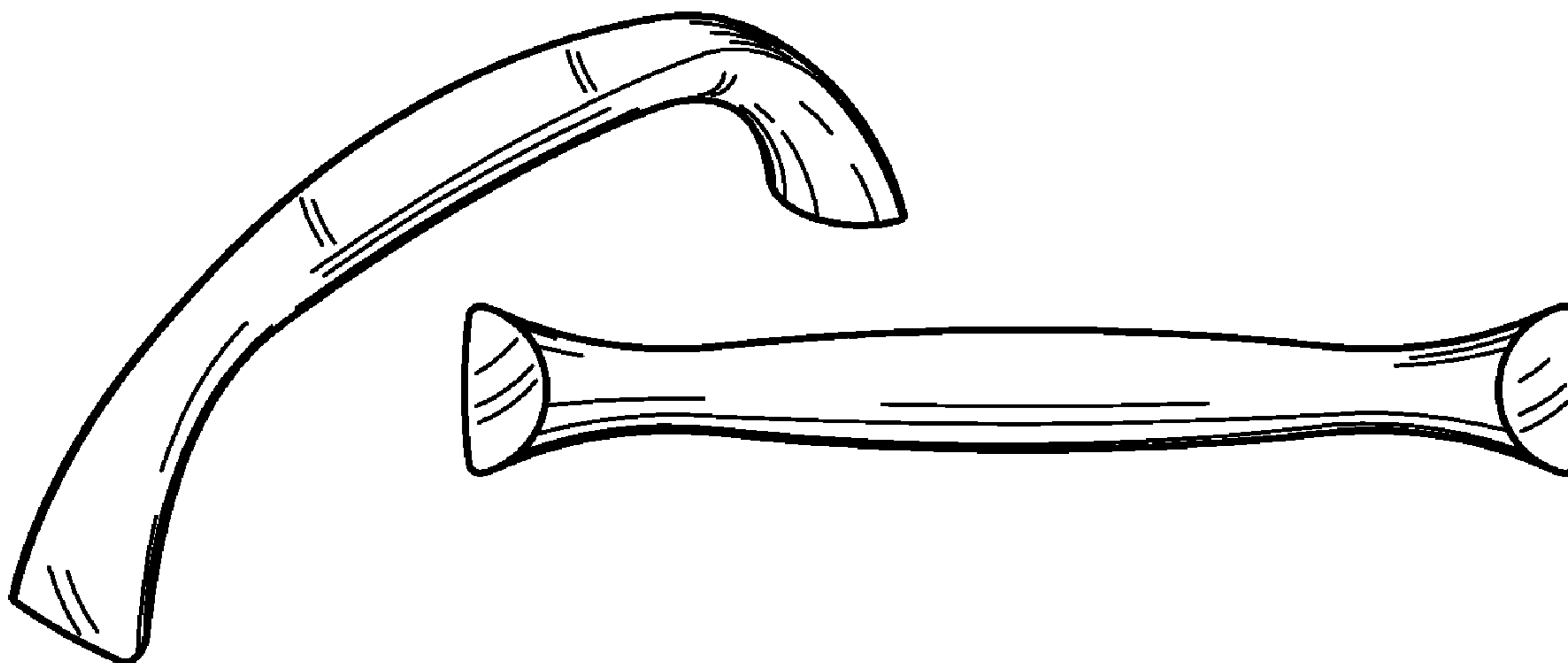
The ornamental design for a cookware top lid handle, as shown and described.

**DESCRIPTION**

FIG. 1 is a perspective view of the “cookware top lid handle”, showing my new design;  
FIG. 2 is a top plan view thereof;  
FIG. 3 is a front elevational view thereof;  
FIG. 4 is a bottom plan view thereof; and,  
FIG. 5 is a side elevational view thereof.

(56) **References Cited**  
U.S. PATENT DOCUMENTS  
D162,504 S \* 3/1951 Adkinson ..... D8/320  
D333,968 S \* 3/1993 Mattson et al. .... D8/317  
D369,289 S \* 4/1996 Caugh et al. .... D8/317  
D437,729 S 2/2001 Rae

**1 Claim, 1 Drawing Sheet**



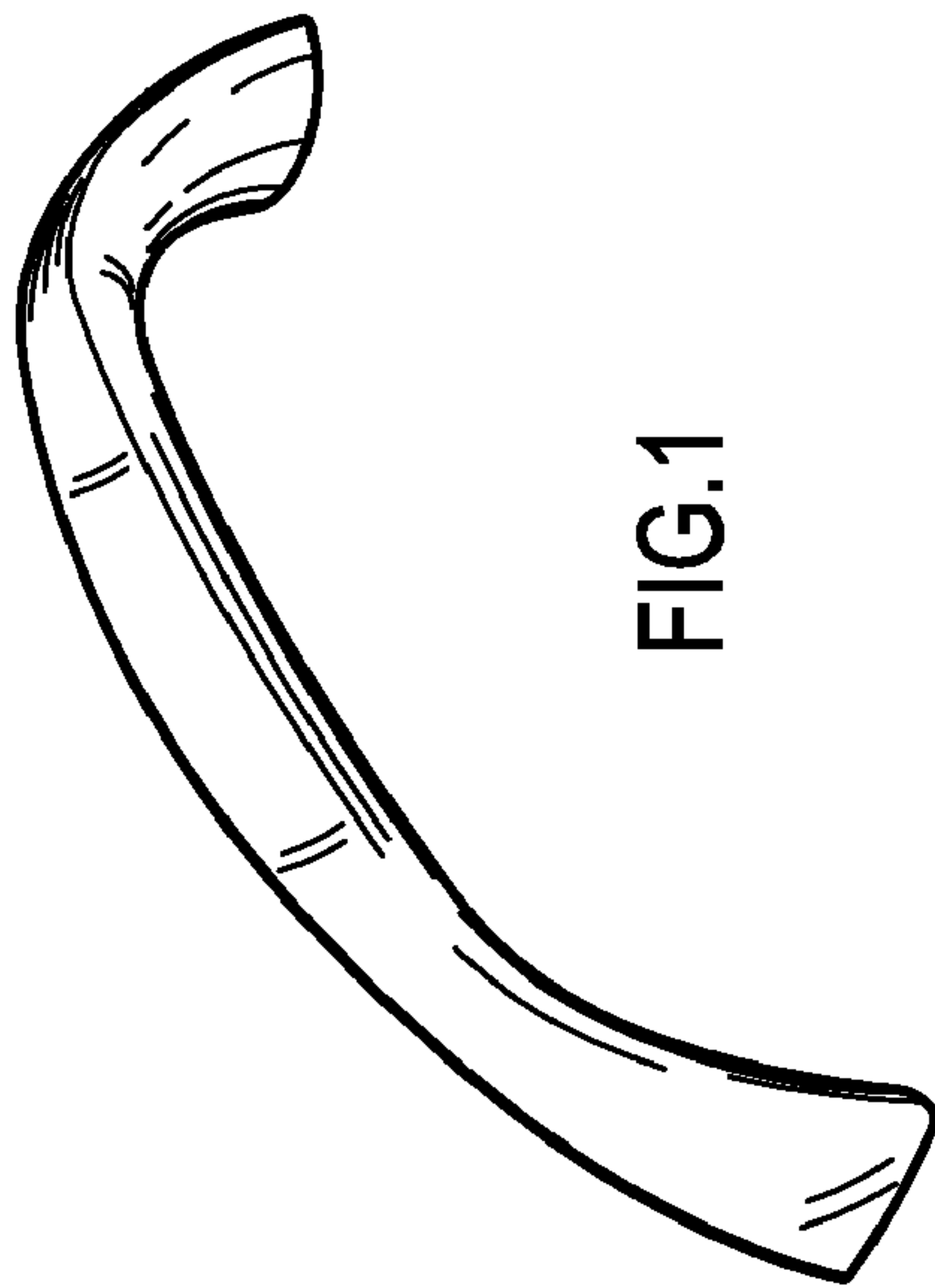


FIG. 1

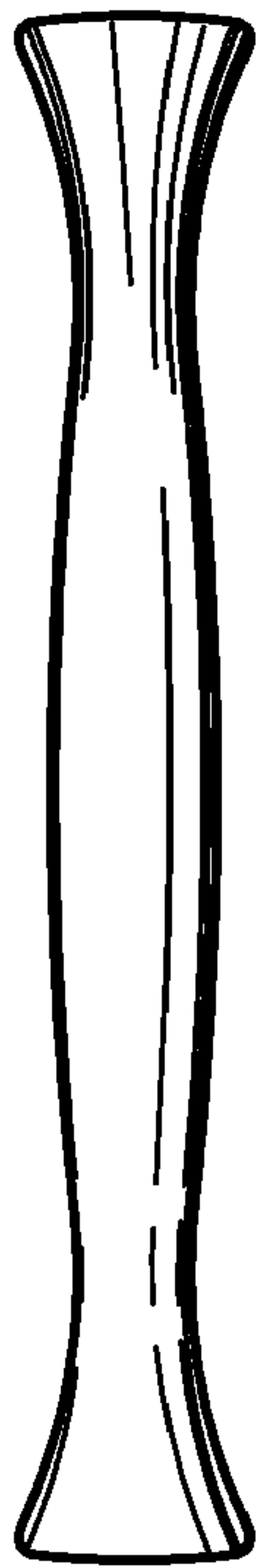


FIG. 2

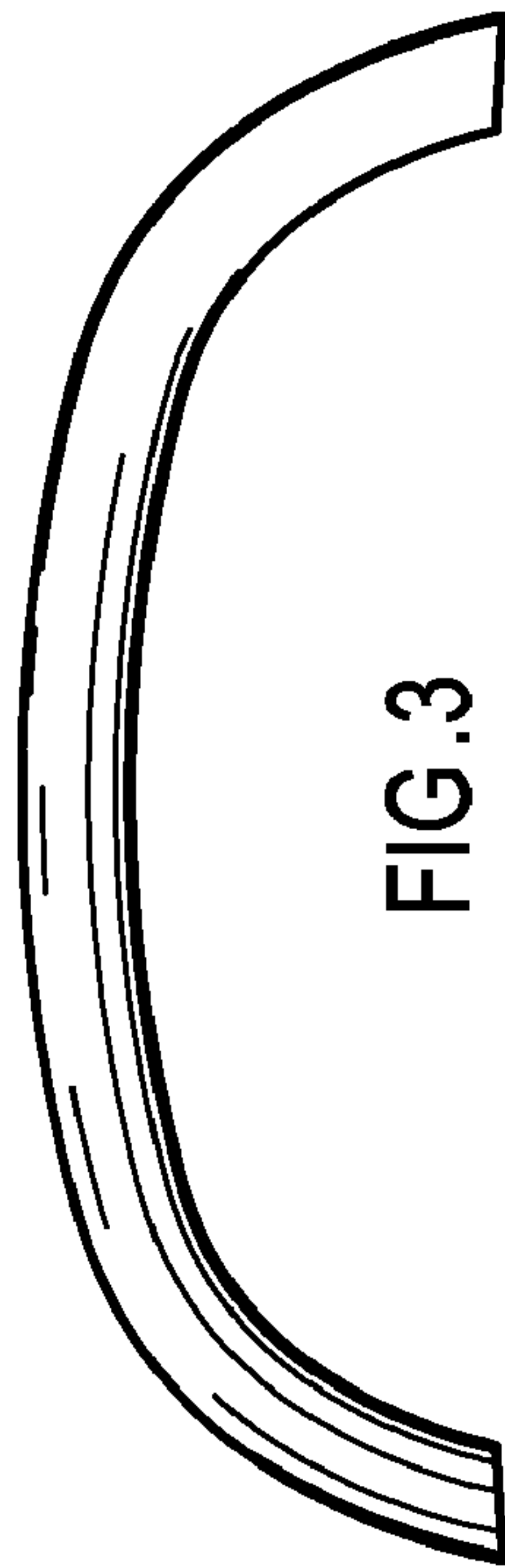


FIG. 3



FIG. 4



FIG. 5