

US00D594249S

(12) **United States Design Patent**  
**Newton**

(10) **Patent No.:** **US D594,249 S**  
(45) **Date of Patent:** **\*\* Jun. 16, 2009**

(54) **TACK CABINET**

(76) **Inventor:** **Gloria Newton**, 16020 - 7th Ave. SW.,  
Seattle, WA (US) 98166

(\*\*) **Term:** **14 Years**

(21) **Appl. No.:** **29/312,018**

(22) **Filed:** **Sep. 24, 2008**

**Related U.S. Application Data**

(63) Continuation-in-part of application No. 29/294,382,  
filed on Jan. 15, 2008, now abandoned.

(51) **LOC (9) Cl.** ..... **06-04**

(52) **U.S. Cl.** ..... **D6/446**

(58) **Field of Classification Search** ..... D6/553,  
D6/561, 559-560, 329, 396, 432, 448, 436-439,  
D6/444-446; 312/209, 234, 224-225, 242,  
312/245

See application file for complete search history.

(56) **References Cited**

**U.S. PATENT DOCUMENTS**

D318,582 S *	7/1991	Hollington	.....	D6/446
D439,095 S *	3/2001	Harwanko	.....	D6/561
D489,461 S *	5/2004	Ohanesian	.....	D25/33
D495,898 S *	9/2004	Walker	.....	D6/436
D501,616 S *	2/2005	Walker	.....	D6/446
D504,252 S *	4/2005	Peterson et al.	.....	D6/446
D505,820 S *	6/2005	Didehvar et al.	.....	D6/561
D512,865 S *	12/2005	Walker	.....	D6/561

D527,927 S *	9/2006	Nowotarski et al.	.....	D6/446
D532,627 S *	11/2006	Nowotarski et al.	.....	D6/446
D534,010 S *	12/2006	O'Reilly	.....	D6/446
D543,762 S *	6/2007	Walker	.....	D6/561
D553,389 S *	10/2007	Marcus et al.	.....	D6/446
D554,413 S *	11/2007	Sheppard	.....	D6/561
D567,390 S *	4/2008	Grosfillex et al.	.....	D25/33

\* cited by examiner

*Primary Examiner*—Elizabeth A Albert  
*Assistant Examiner*—Kelley A Donnelly  
(74) *Attorney, Agent, or Firm*—Charles J. Rupnick, Attorney  
at Law


(57) **CLAIM**

The ornamental design for a tack cabinet, as shown and  
described.

**DESCRIPTION**

FIG. 1 is front view showing my new design;  
FIG. 2 is a front view showing an interior thereof;  
FIG. 3 is a top view thereof;  
FIG. 4 is a back view thereof;  
FIG. 5 is a first side view thereof; and,  
FIG. 6 is a second side view thereof.  
The broken lines showing the shelves, dividers, and the rear  
interior wall in FIG. 2 are for environmental purposes only  
and form no part of the claimed design.

**1 Claim, 3 Drawing Sheets**






Figure 1

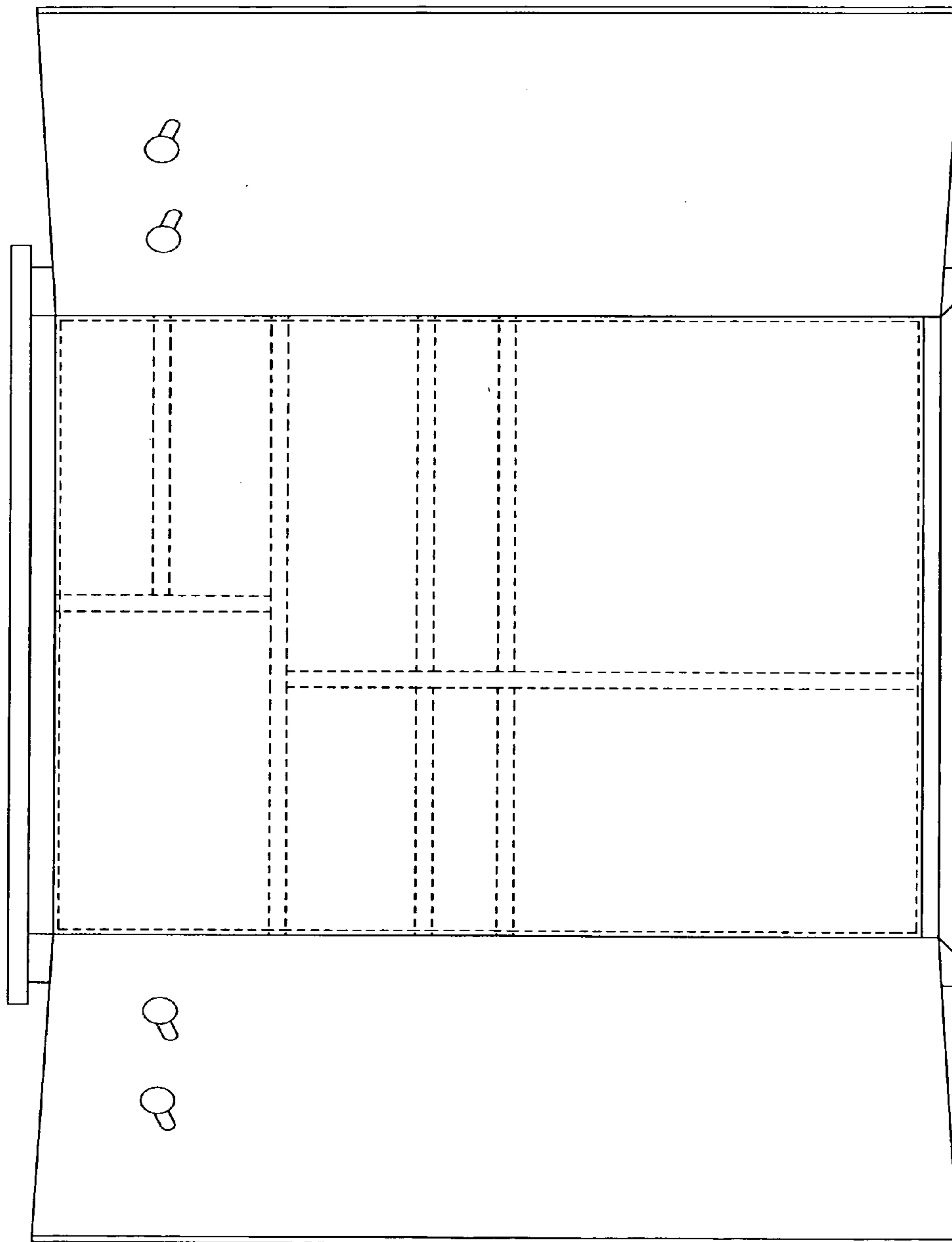


Figure 2




Figure 3

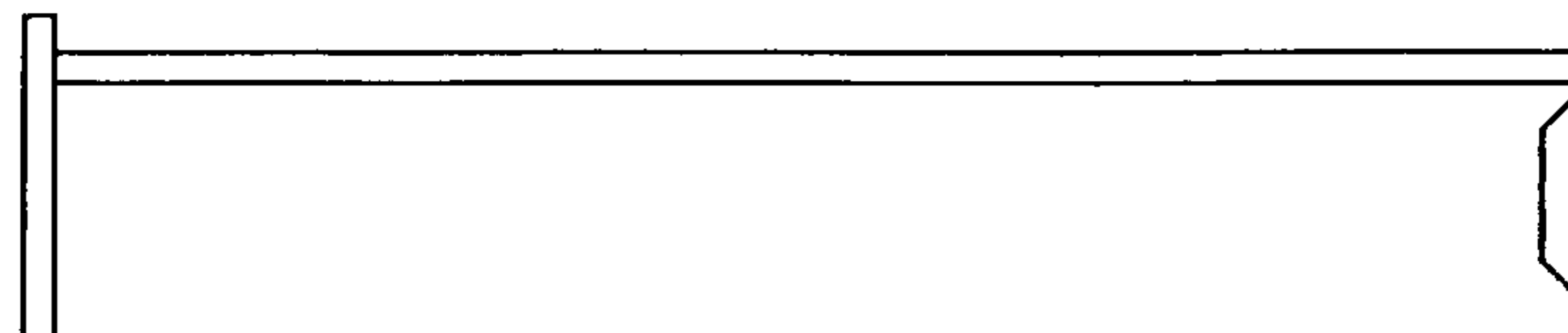


Figure 6




Figure 4




Figure 5