



US00D594248S

(12) **United States Design Patent**
Zambelli

(10) **Patent No.:** **US D594,248 S**
(45) **Date of Patent:** **** Jun. 16, 2009**

(54) **AUDIO VIDEO SHELVING UNIT**

(75) **Inventor:** **Michael P. Zambelli**, Basking Ridge, NJ (US)

(73) **Assignee:** **Bell'O International Corp.**, Morganville, NJ (US)

(**) **Term:** **14 Years**

(21) **Appl. No.:** **29/310,596**

(22) **Filed:** **Aug. 28, 2008**

(51) **LOC (9) Cl.** **06-04**

(52) **U.S. Cl.** **D6/436; D6/470**

(58) **Field of Classification Search** D6/432-448, D6/470, 477-479; 312/7.2, 9.1, 114, 138.1, 312/204, 224, 237, 241, 257.1, 278, 279; 108/59; 211/90.01, 133.1, 153
See application file for complete search history.

(56) **References Cited**

U.S. PATENT DOCUMENTS

D193,516 S *	9/1962	Deaton	D6/436
3,572,873 A *	3/1971	Harting, Jr.	312/7.1
D244,900 S *	7/1977	Waxman	D6/436
D263,359 S *	3/1982	Parrish, III	D6/438
D454,731 S	3/2002	Niitsu et al.		
D458,053 S	6/2002	Luong		
D472,073 S	3/2003	de Carolis		
D472,074 S	3/2003	de Carolis		
D472,075 S	3/2003	de Carolis		
D489,548 S	5/2004	Malizia et al.		
D491,748 S	6/2004	deCarolis		

D491,749 S	6/2004	Malizia et al.
D491,750 S	6/2004	Bertoncini et al.
D491,753 S	6/2004	deCarolis
D492,860 S	7/2004	Bertoncini et al.
D493,982 S	8/2004	deCarolis
D496,807 S	10/2004	deCarolis
D497,060 S	10/2004	Chang et al.

(Continued)

Primary Examiner—Mimosa De

(74) *Attorney, Agent, or Firm*—Lerner, David, Littenberg, Krumholz & Mentlik, LLP

(57) **CLAIM**

The ornamental design for audio video shelving unit, as shown and described.

DESCRIPTION

FIG. 1 is a front perspective view of a first embodiment of the audio video shelving unit;

FIG. 2 is a front elevational view thereof;

FIG. 3 is a rear elevational view thereof;

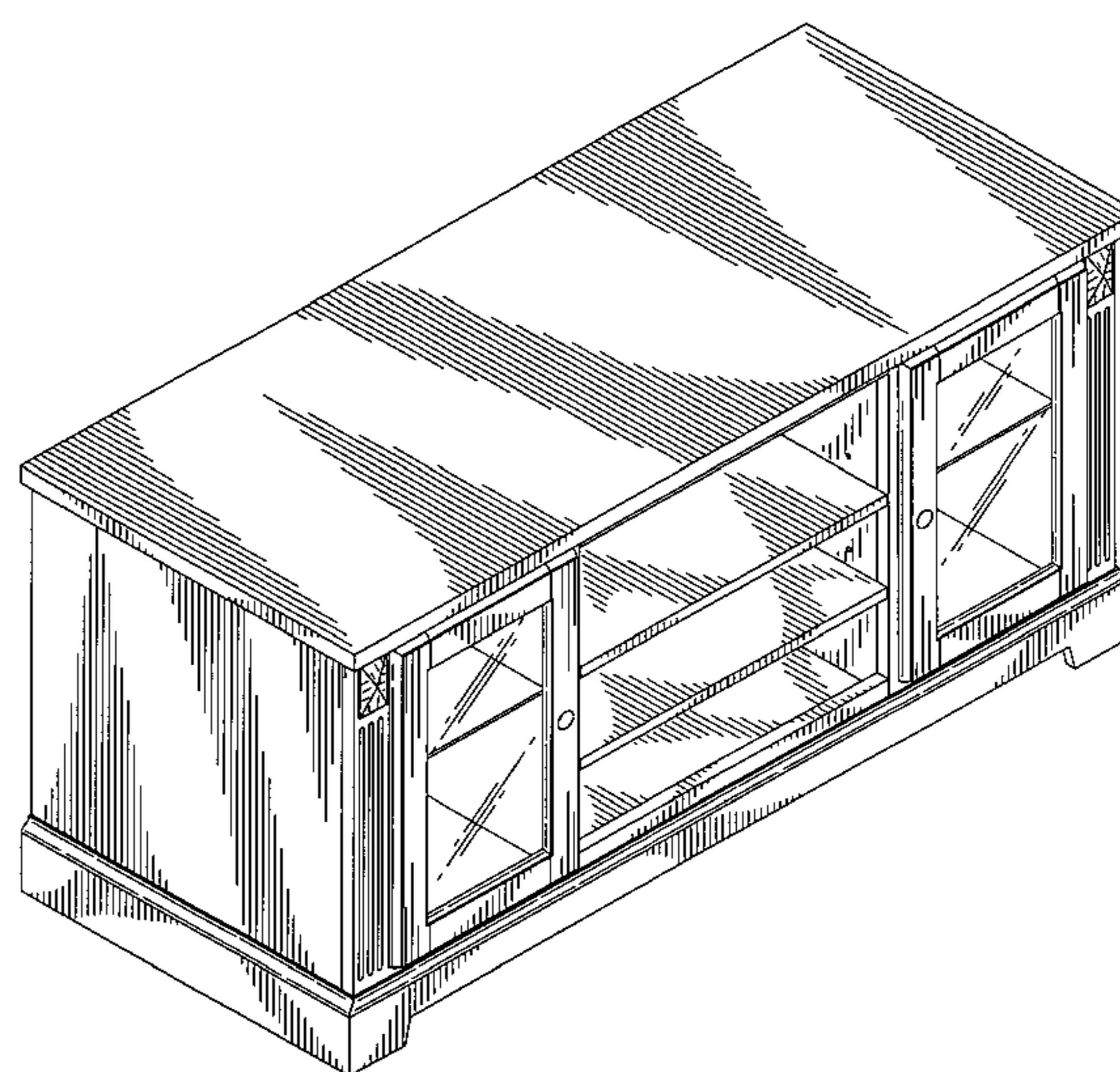
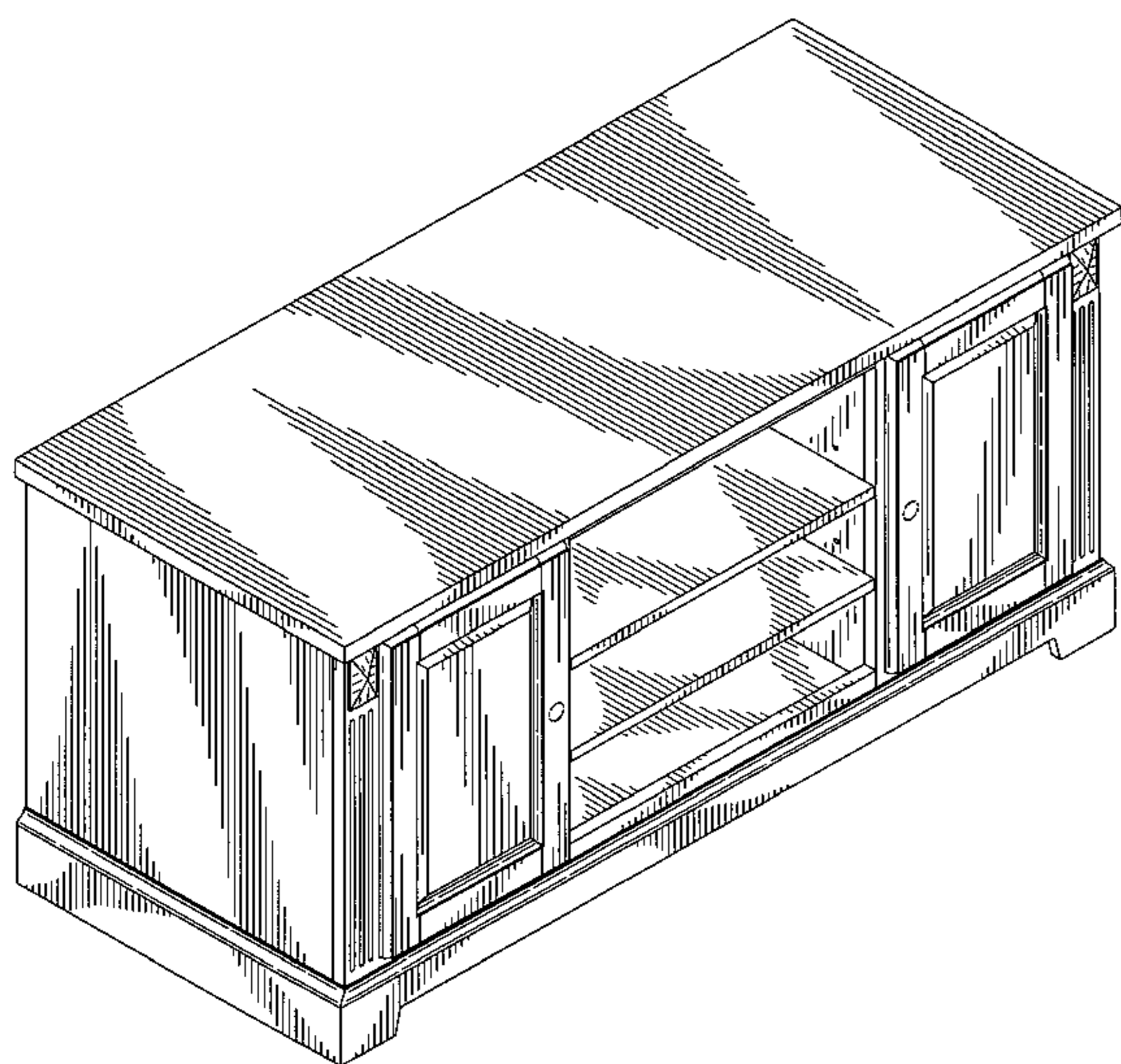
FIG. 4 is a top plan view thereof;

FIG. 5 is a right side view thereof (the left side being a mirror image of the right side view); and,

FIG. 6 is a front perspective view of a second embodiment of the audio video shelving unit (all other views of the second embodiment having the same appearance as FIGS. 2-5).

The broken lines shown on the drawings are included for the purpose of illustration and form no part of the claimed design.

1 Claim, 6 Drawing Sheets



US D594,248 S

Page 2

U.S. PATENT DOCUMENTS

D497,061 S	10/2004	Decarolis	D527,208 S	8/2006	Malizia et al.	
D505,573 S	5/2005	Malizia	D535,497 S	1/2007	Portnoy	
D506,329 S	6/2005	Sexton	D537,656 S	3/2007	Stenhouse et al.	
D507,428 S *	7/2005	Weatherly	D548,488 S *	8/2007	Weatherly	D6/470
		D6/437	D549,991 S	9/2007	Stravitz	
D507,433 S	7/2005	Portnoy	D554,393 S	11/2007	Yalif	
D507,900 S	8/2005	Sexton	D555,397 S	11/2007	Yalif	
D508,172 S	8/2005	Malizia et al.	D559,583 S	1/2008	Zambelli	
D515,337 S	2/2006	deCarolis	D559,584 S	1/2008	Zambelli	
D516,838 S	3/2006	Portnoy	D559,585 S *	1/2008	Lara	D6/436
D516,840 S	3/2006	deCarolis	D560,077 S	1/2008	Zambelli	
D516,847 S	3/2006	Stenhouse et al.	D562,593 S	2/2008	Zambelli	
D519,757 S	5/2006	Portnoy	D564,260 S	3/2008	deCarolis	
D524,080 S	7/2006	Stenhouse et al.	D564,789 S	3/2008	deCarolis	
D525,052 S	7/2006	Malizia et al.	D564,796 S	3/2008	Zambelli	
D525,054 S	7/2006	Stenhouse et al.				

* cited by examiner

FIG. 1

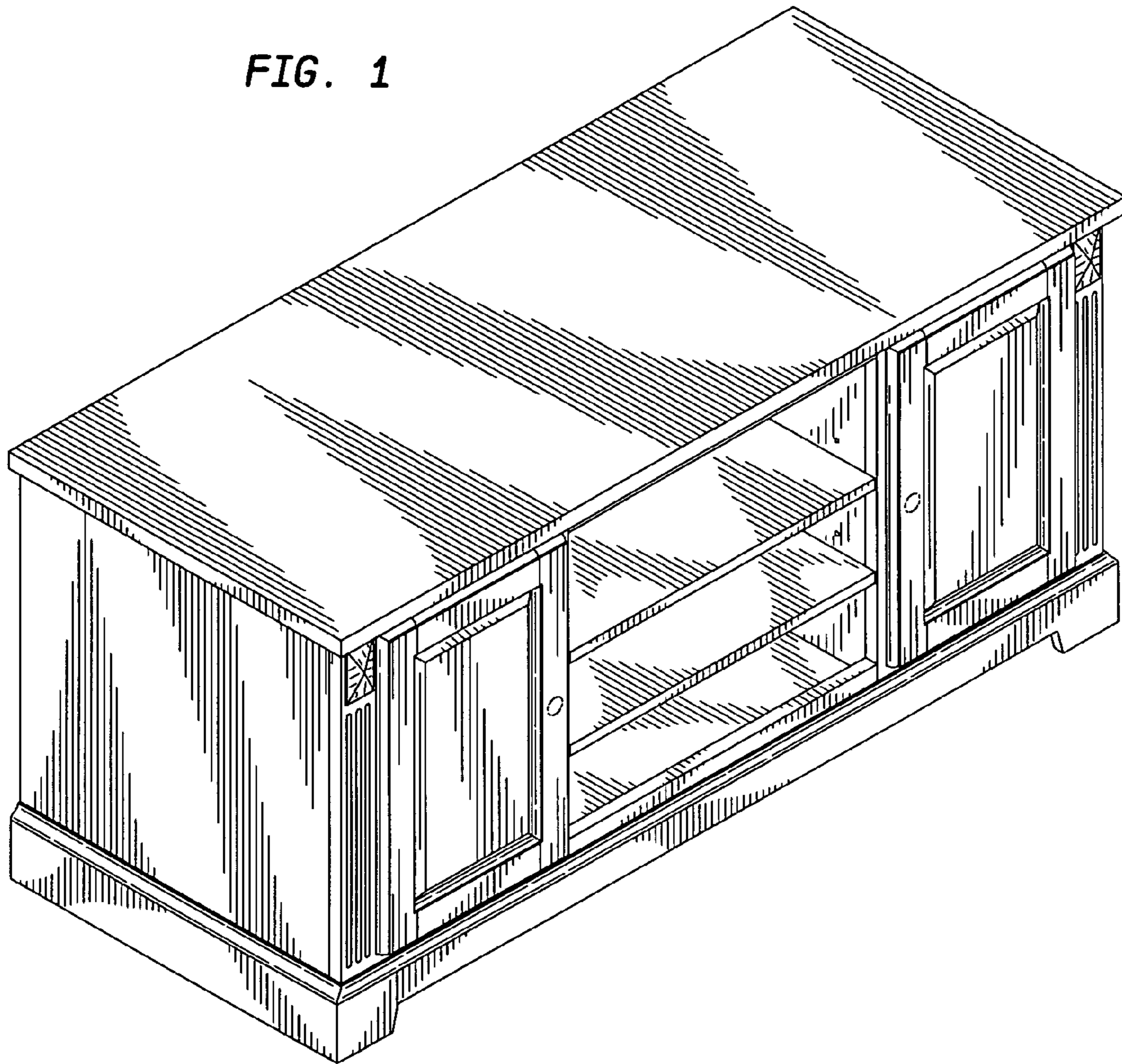


FIG. 2

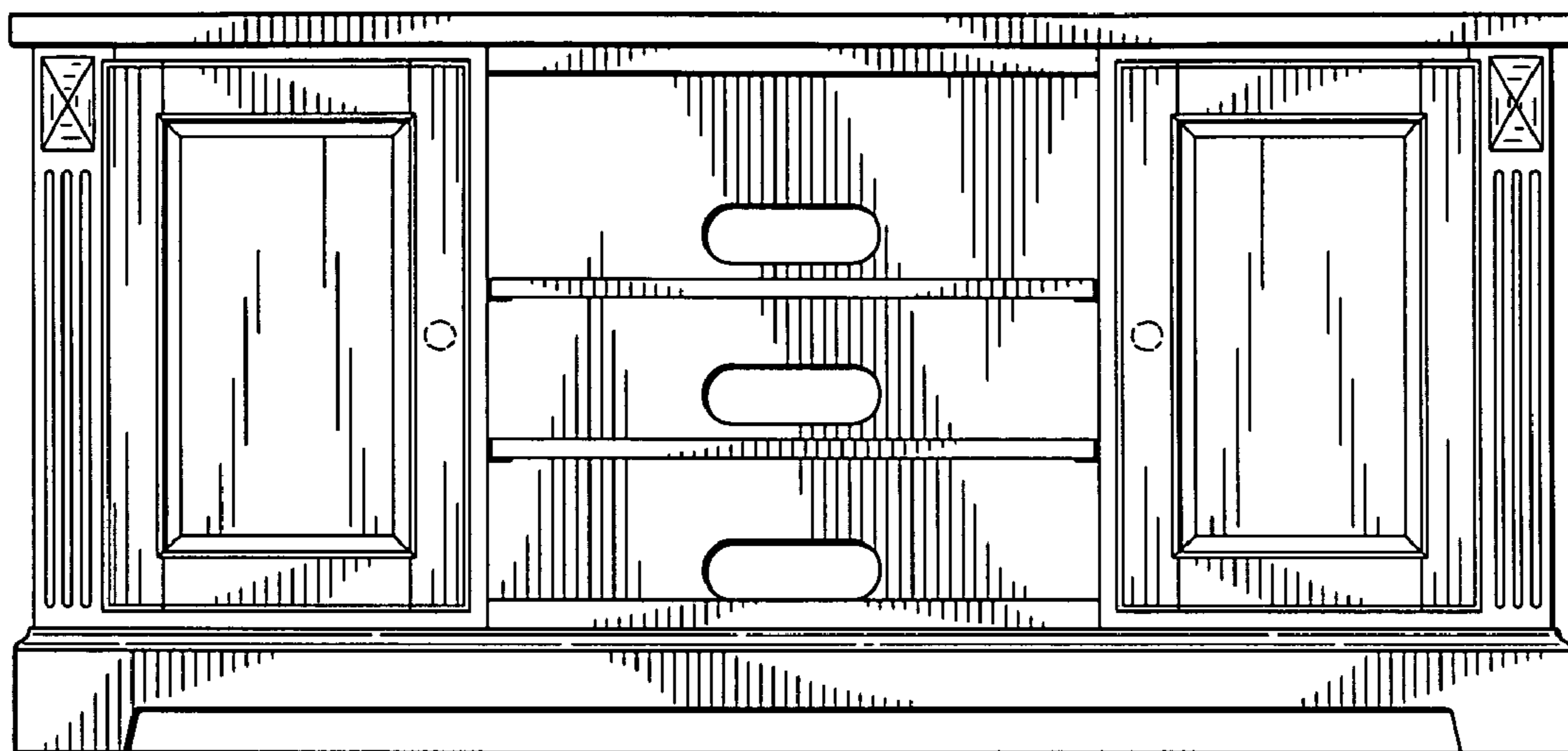


FIG. 3

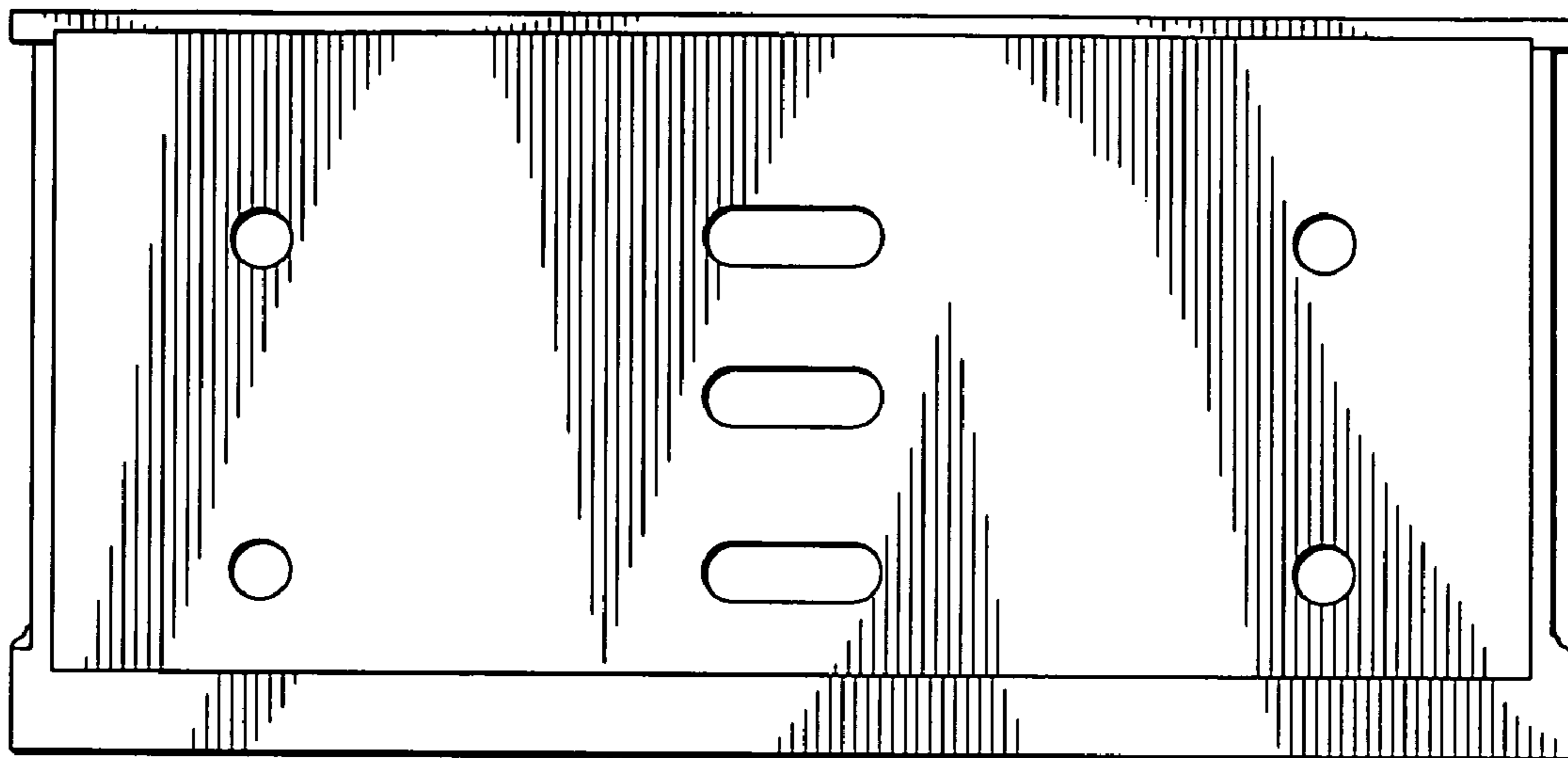


FIG. 4

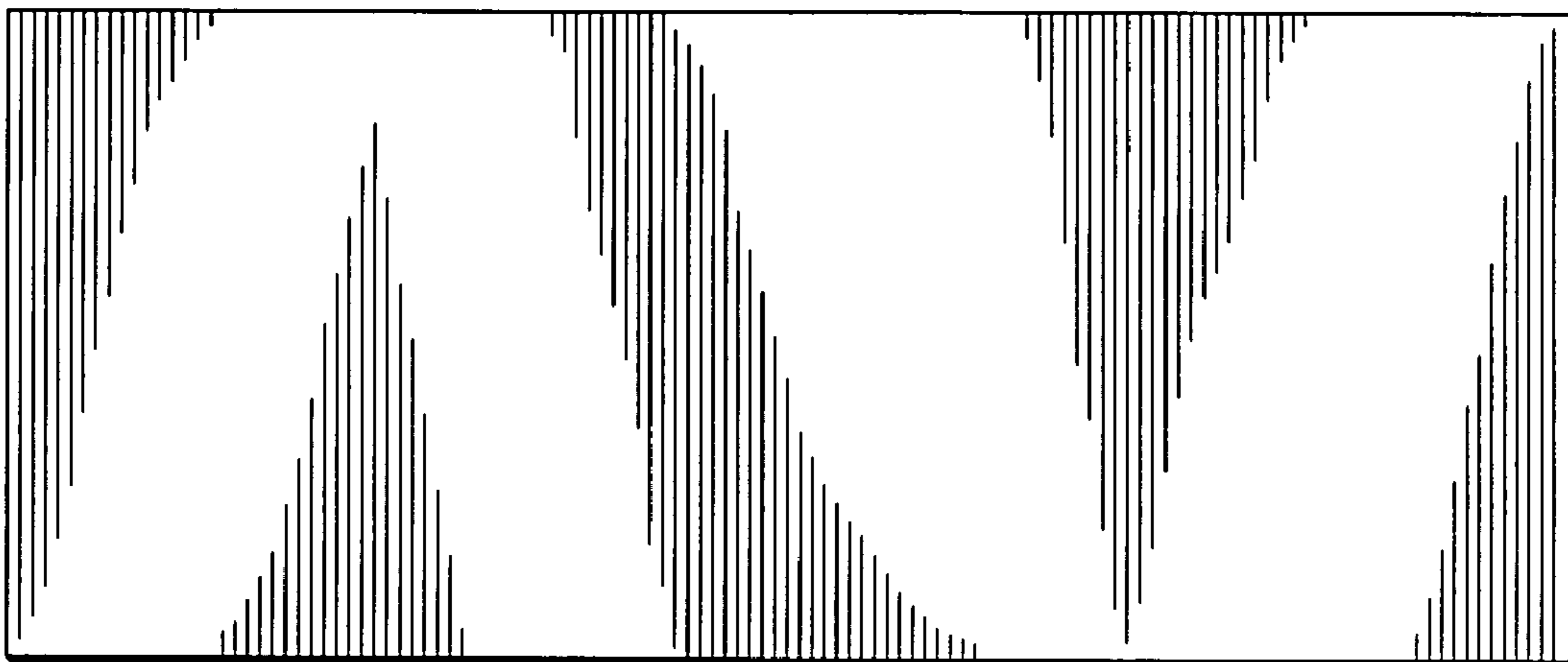


FIG. 5

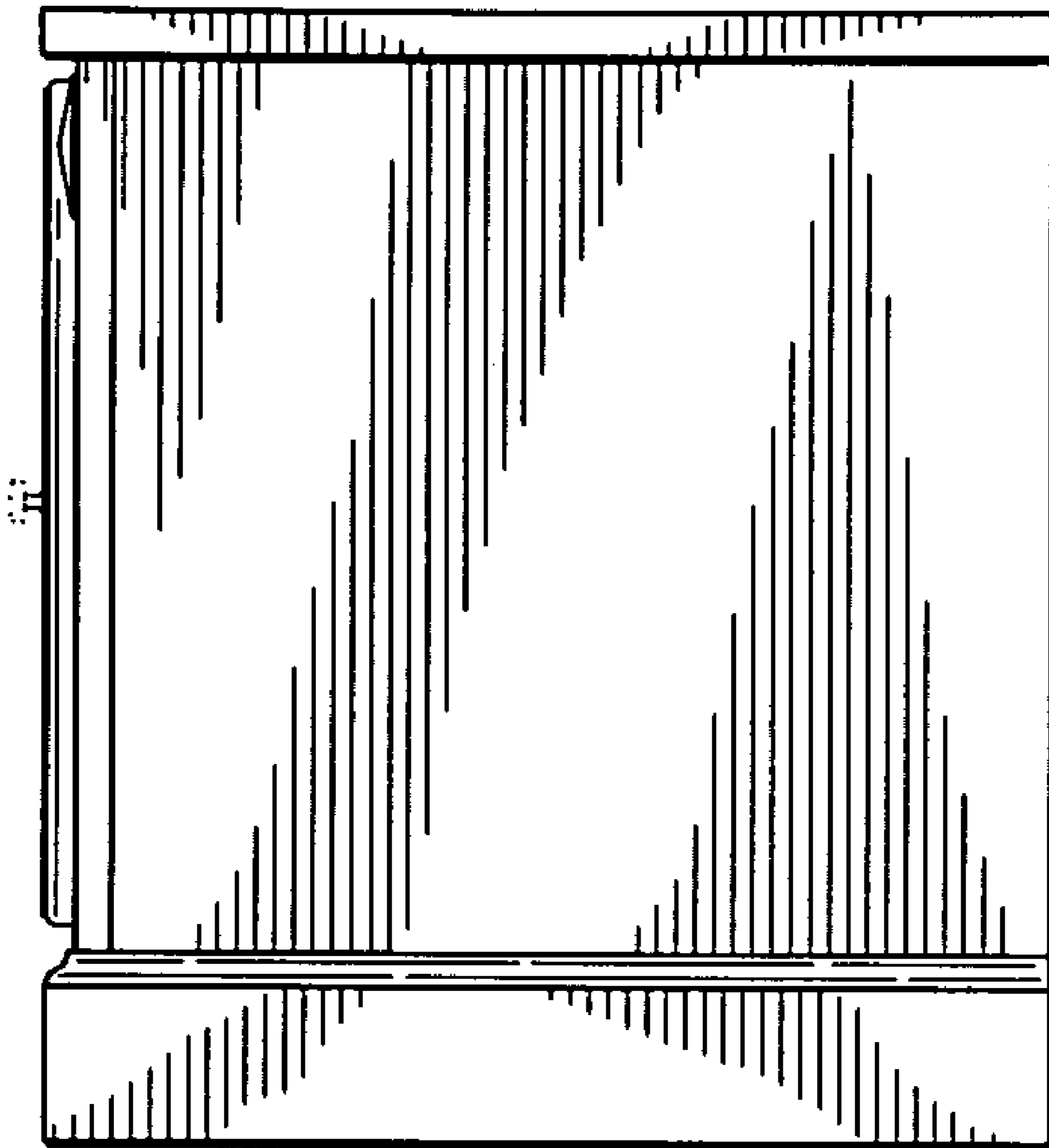


FIG. 6

