



US00D594243S

(12) **United States Design Patent**
Mic

(10) **Patent No.:** **US D594,243 S**
(45) **Date of Patent:** **** Jun. 16, 2009**

(54) **WORKER'S SEAT**

(76) Inventor: **Constantin Mic**, 1700 Victoria Park Avenue, #201, Toronto, ON (CA) M1R 1R3

(**) Term: **14 Years**

(21) Appl. No.: **29/319,476**

(22) Filed: **Jun. 10, 2008**

(51) **LOC (9) Cl.** **06-01**

(52) **U.S. Cl.** **D6/380; D6/355**

(58) **Field of Classification Search** D6/334-335, D6/349, 352, 355, 360, 364, 366, 367, 374, D6/376, 379, 380, 498, 500-502; 297/118, 297/188.08, 311, 423.11; D34/12, 23; 280/32.5, 280/32.6, 79.11

See application file for complete search history.

(56) **References Cited**

U.S. PATENT DOCUMENTS

| | | | |
|--------------|--------|----------------------|--------|
| D195,256 S * | 5/1963 | Andersen et al. | D6/374 |
| D266,291 S * | 9/1982 | Leffler et al. | D6/366 |
| D296,048 S * | 6/1988 | Eie | D6/355 |
| D381,171 S * | 7/1997 | Culverson | D34/23 |
| 5,707,067 A | 1/1998 | Smith | |
| D395,173 S * | 6/1998 | Pate | D6/366 |

| | | | |
|--------------|---------|------------------|--------|
| 6,010,187 A | 1/2000 | Dallas et al. | |
| 6,199,877 B1 | 3/2001 | Shockley | |
| 6,425,590 B1 | 7/2002 | Whiteside et al. | |
| D466,668 S * | 12/2002 | Peschmann | D34/23 |
| D468,509 S * | 1/2003 | Figuroa | D34/12 |
| D511,416 S | 11/2005 | Obbitts et al. | |
| 7,097,241 B2 | 8/2006 | Tally et al. | |
| D586,592 S * | 2/2009 | Petrucelli | D6/500 |

* cited by examiner

Primary Examiner—Mimosa De
(74) *Attorney, Agent, or Firm*—Kyle Fletcher

(57) **CLAIM**

The ornamental design for the worker's seat, as shown and described.

DESCRIPTION

FIG. 1 is a front view of the device.

FIG. 2 is a rear view of the device.

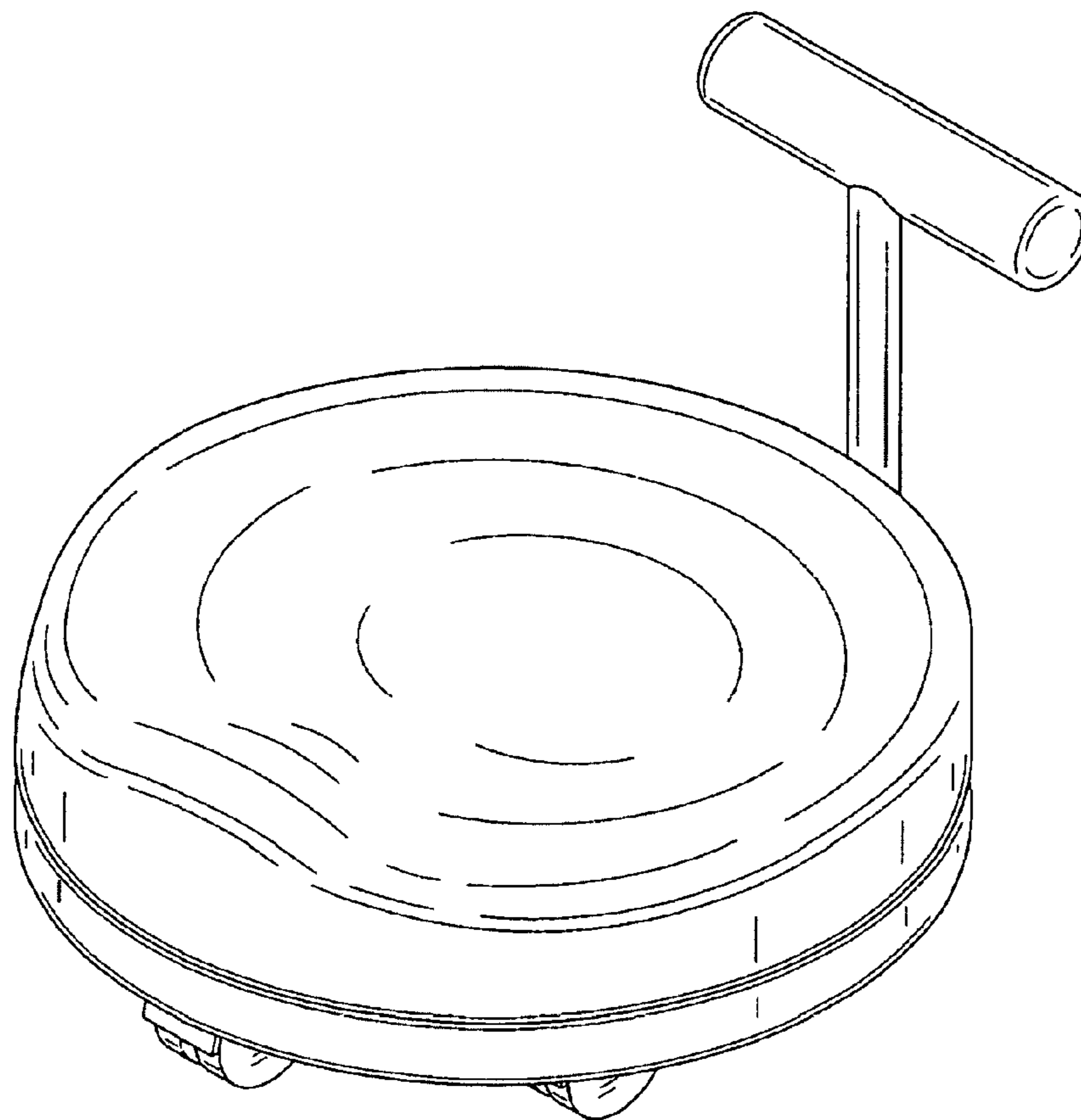
FIG. 3 is a left view of the device.

FIG. 4 is a top view of the device.

FIG. 5 is a bottom view of the device; and,

FIG. 6 is an isometric view of the device.

1 Claim, 4 Drawing Sheets



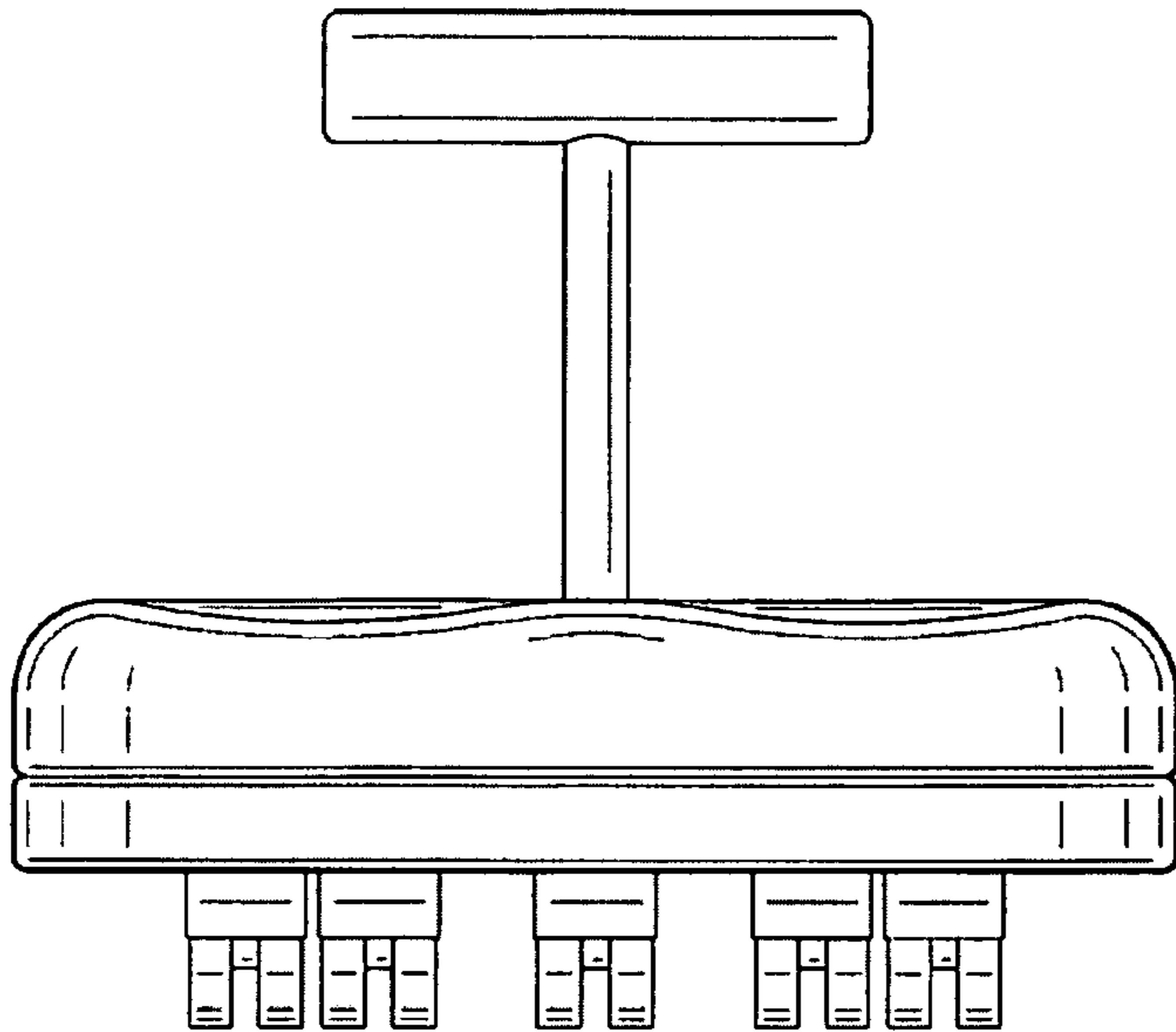


FIG. 1

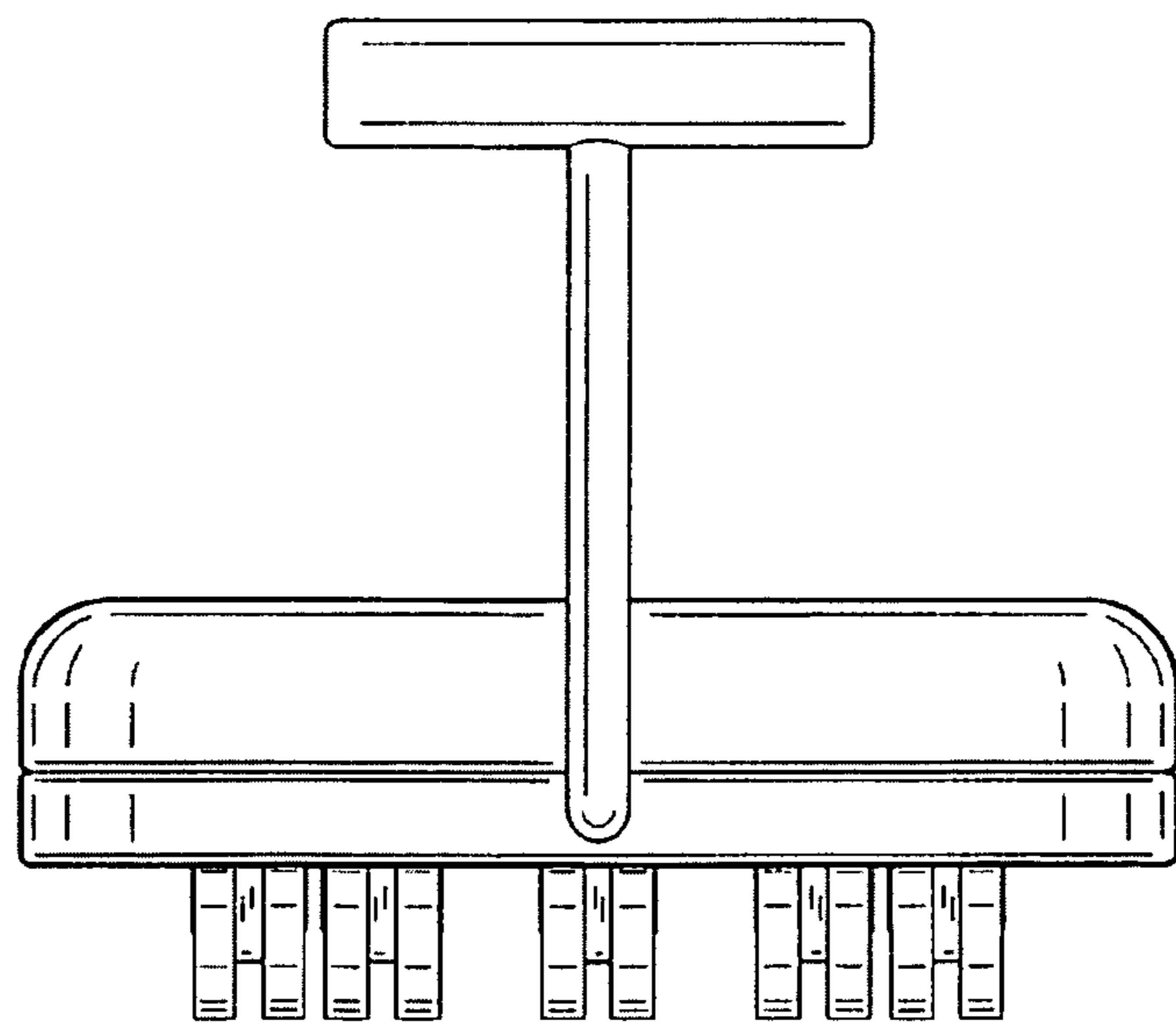


FIG. 2




FIG. 3

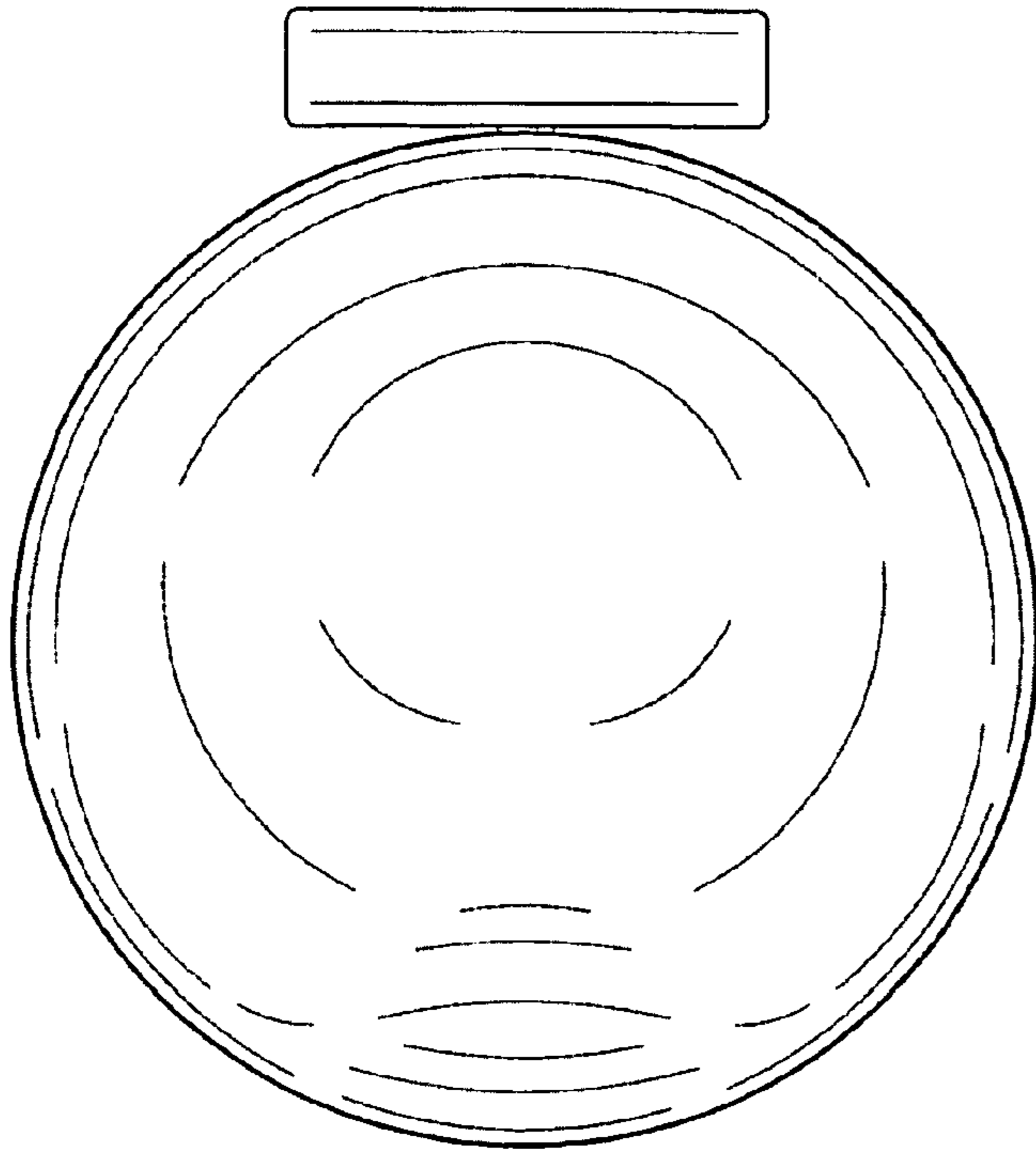


FIG. 4

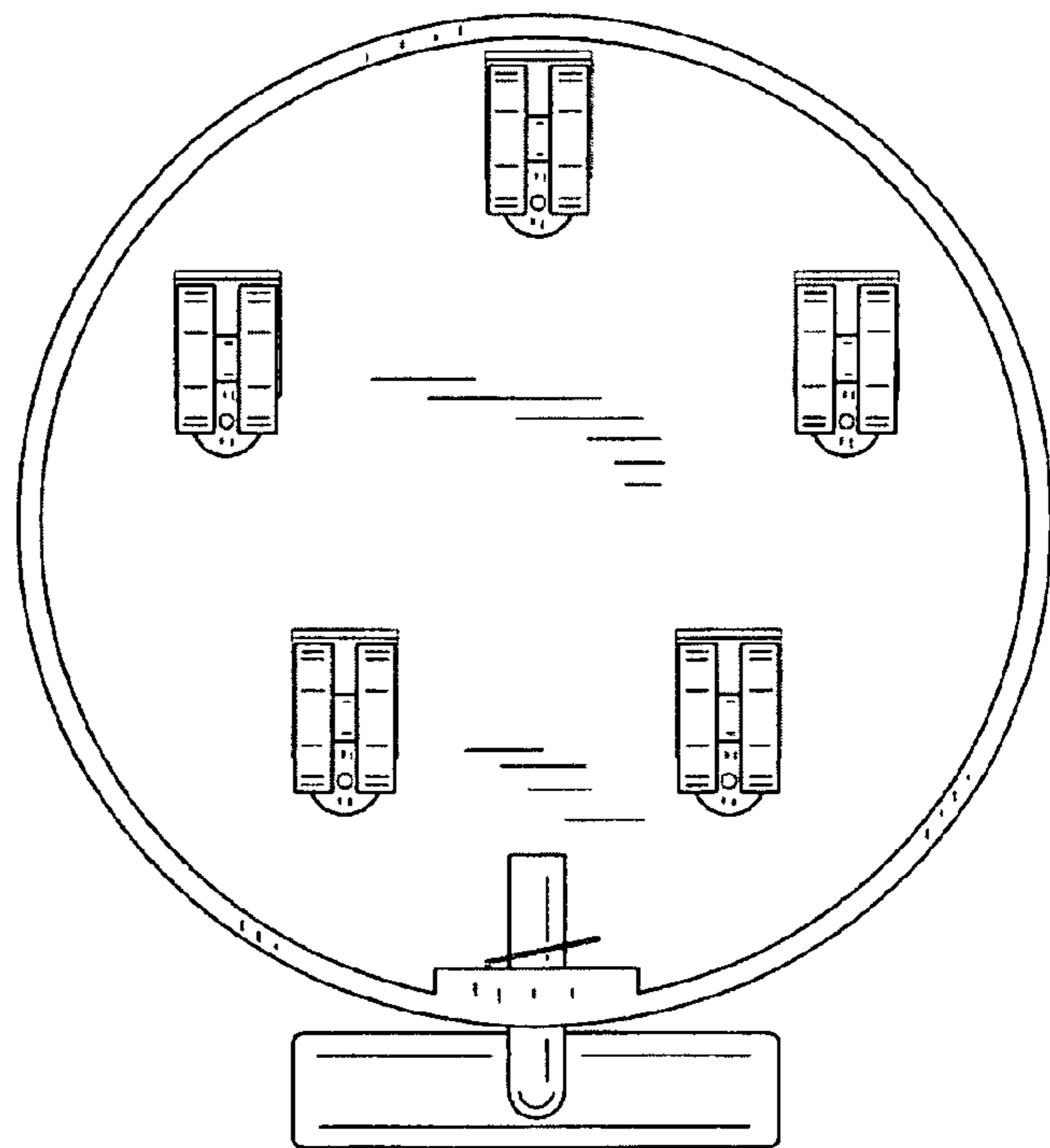


FIG. 5

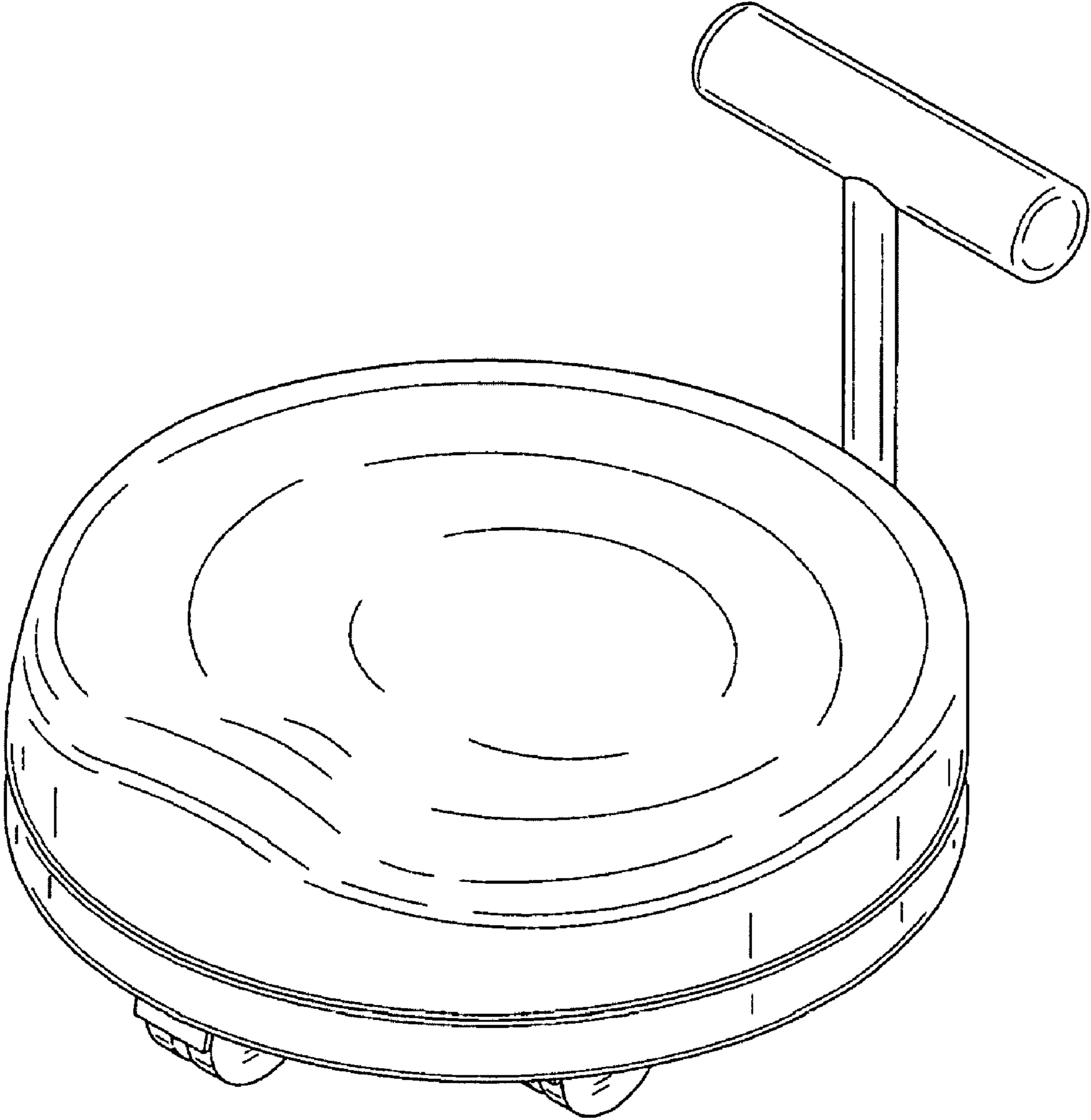


FIG. 6