



US00D594241S

(12) **United States Design Patent**  
**Bergmann et al.**

(10) **Patent No.:** **US D594,241 S**

(45) **Date of Patent:** **\*\* Jun. 16, 2009**

(54) **CHAIR**

(75) Inventors: **Martin Bergmann**, Vienna (AT);  
**Gernot Bohmann**, Vienna (AT); **Harald  
Gruendl**, Vienna (AT)

(73) Assignee: **DEDON GmbH** (DE)

(\*\*) Term: **14 Years**

(21) Appl. No.: **29/319,697**

(22) Filed: **Jun. 12, 2008**

(51) **LOC (9) Cl.** ..... **06-01**

(52) **U.S. Cl.** ..... **D6/361; D6/369**

(58) **Field of Classification Search** ..... D6/334-336,  
D6/360, 361, 367, 368, 369, 370, 374, 375,  
D6/495, 500-502; 5/110, 111, 113; 297/423.1,  
297/440.11, 451.9, 452.12, 452.63, 452.64  
See application file for complete search history.

(56) **References Cited**

**U.S. PATENT DOCUMENTS**

D47,108 S *	3/1915	Hunt	.....	D6/361
D150,461 S *	8/1948	Roth	.....	D6/361
D174,496 S *	4/1955	Freedman	.....	D6/361
D185,563 S *	6/1959	Parker	.....	D6/361
D201,750 S *	7/1965	Melchior	.....	D6/335
D227,204 S *	6/1973	Grierson	.....	D6/361
D293,516 S *	1/1988	Schultz	.....	D6/361
5,135,281 A *	8/1992	Pappalardo	.....	297/184.15

D350,240 S *	9/1994	Carstarphen	.....	D6/361
D358,497 S *	5/1995	Jones et al.	.....	D6/361
D545,580 S *	7/2007	Marin	.....	D6/361
D547,559 S *	7/2007	Ellacott	.....	D6/361
2006/0054207 A1 *	3/2006	Woolliff	.....	135/96

\* cited by examiner

*Primary Examiner*—Mimosa De

(74) *Attorney, Agent, or Firm*—Banner & Witcoff, Ltd.

(57) **CLAIM**

The ornamental design for a chair, as shown and described.

**DESCRIPTION**

FIG. 1 is a front-left side perspective view of a chair showing our new design;

FIG. 2 is a front perspective view thereof;

FIG. 3 is a rear perspective view thereof;

FIG. 4 is a left side perspective view thereof, the right side perspective view being a mirror image thereof;


FIG. 5 is a top perspective view thereof;

FIG. 6 is a front perspective view of the chair of FIG. 1 with the shade member shown in an alternate position; and,

FIG. 7 is a left side perspective view thereof.

The unshown portions of the underside of the chair form no part of the claimed design.

**1 Claim, 7 Drawing Sheets**






FIG. 1

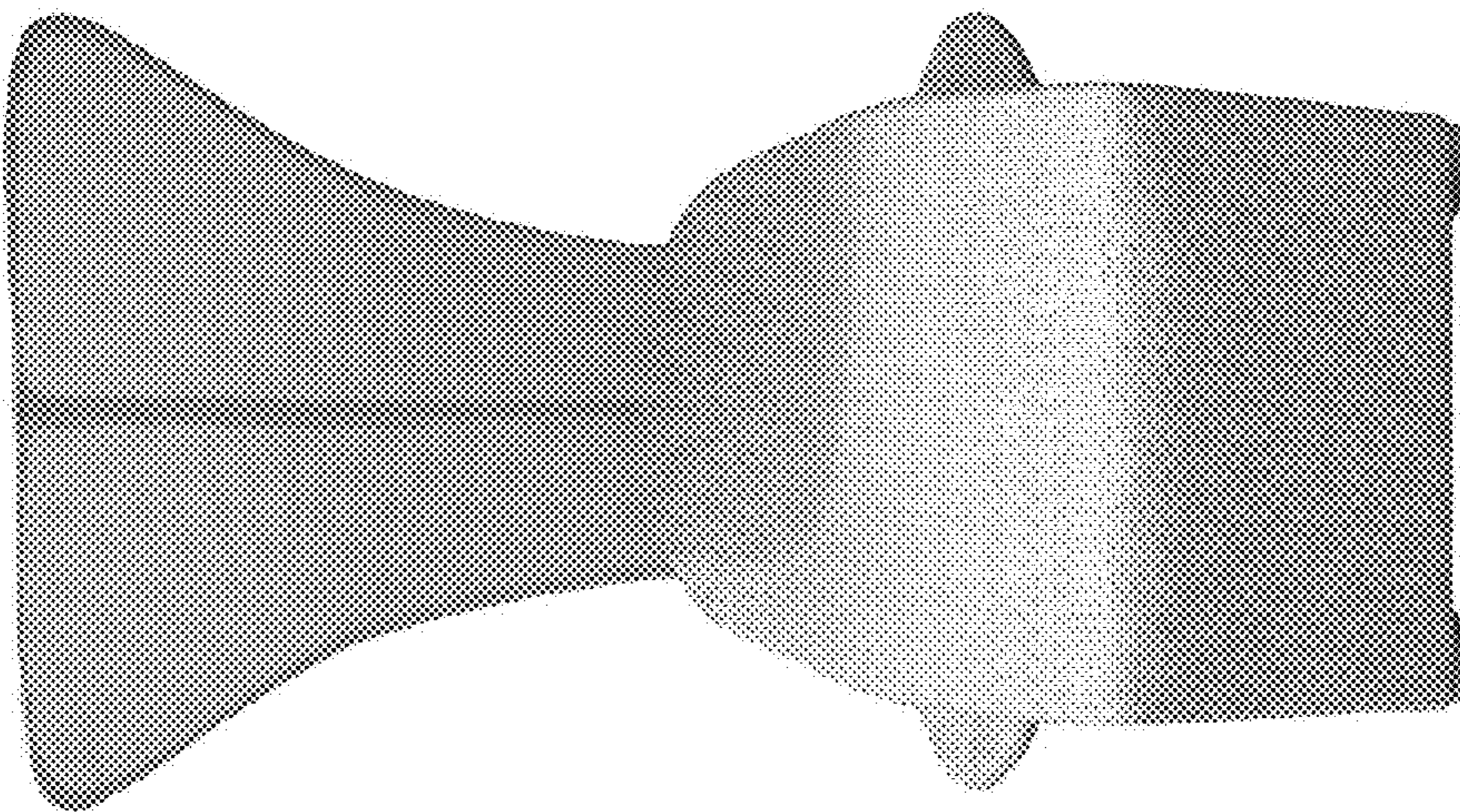


FIG. 2




FIG. 3




FIG. 4



FIG. 5

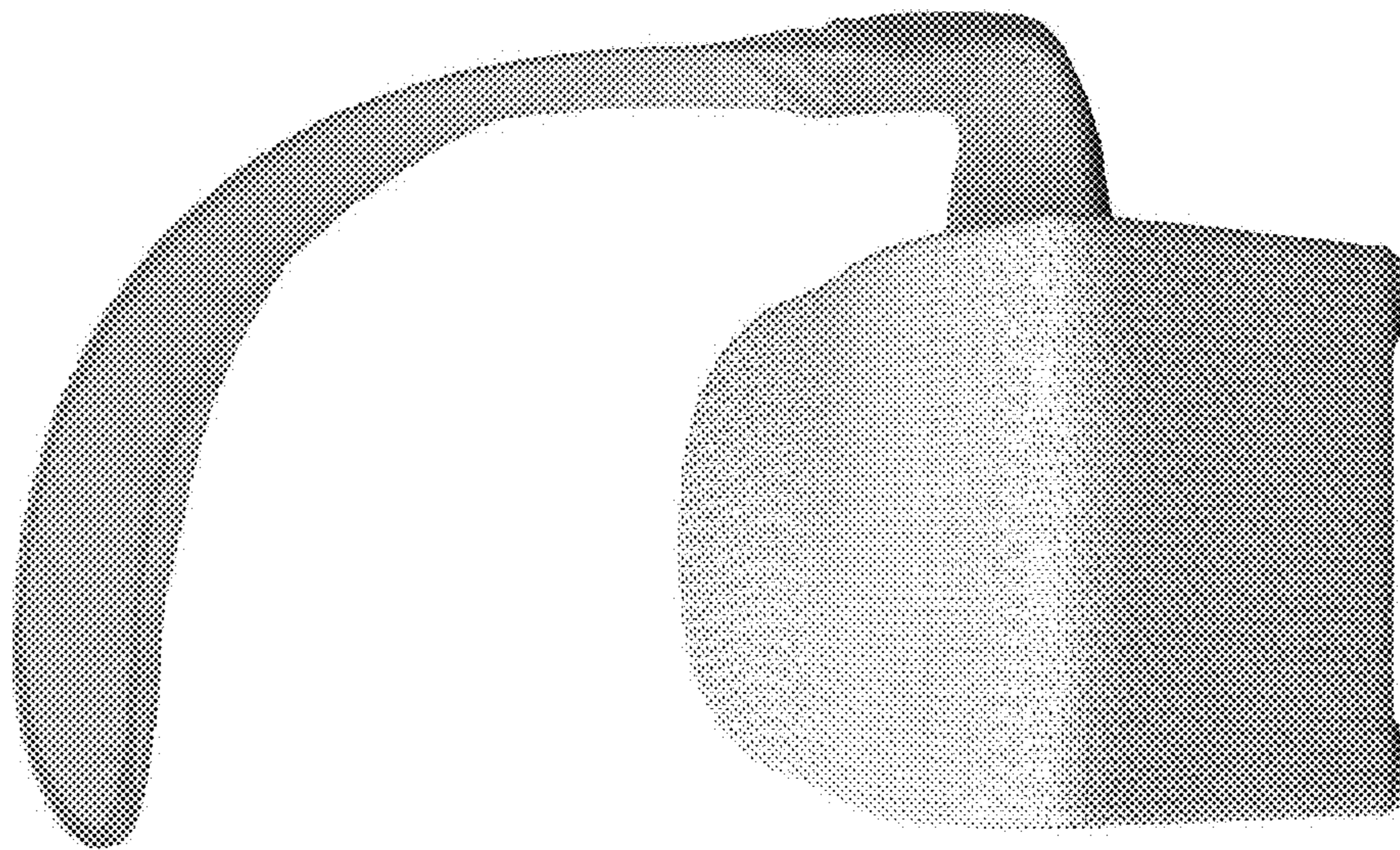


FIG. 6




FIG. 7