

US00D594238S

(12) **United States Design Patent**
Charoenapornwatana

(10) **Patent No.:** **US D594,238 S**

(45) **Date of Patent:** **** Jun. 16, 2009**

(54) **CHAIR**

(75) **Inventor:** **Chokchai Charoenapornwatana**, 94/1
Soi Suksawad 72, Suksawad Road,
Bangku, Phrapradaeng, Samutprakarn
(TH) 10130

(73) **Assignee:** **Chokchai Charoenapornwatana**,
Samutprakarn (TH)

(**) **Term:** **14 Years**

(21) **Appl. No.:** **29/327,490**

(22) **Filed:** **Nov. 6, 2008**

(30) **Foreign Application Priority Data**

Sep. 9, 2008 (TH) 0802002710

(51) **LOC (9) Cl.** **06-01**

(52) **U.S. Cl.** **D6/334**

(58) **Field of Classification Search** D6/334,
D6/341, 371, 372, 373, 374, 375, 381, 491,
D6/492, 500, 501, 502; 297/232, 233, 239,
297/300.1, 311, 353, 445.1, 446.1, 448.1,
297/448.2, 452.11, DIG. 7, DIG. 8; 5/12.1,
5/12.2

See application file for complete search history.

(56) **References Cited**

U.S. PATENT DOCUMENTS

D141,839 S * 7/1945 Risom D6/374
D233,963 S * 12/1974 Welton D6/375
D250,073 S * 10/1978 Petersen D6/334
4,341,419 A * 7/1982 Sebel 297/239
D334,099 S * 3/1993 Yeh D6/370

D358,493 S * 5/1995 Ginat D6/334
D390,026 S * 2/1998 Biecher D6/375
D417,558 S * 12/1999 Staubach et al. D6/334
D426,972 S * 6/2000 Bellini D6/375
D431,122 S * 9/2000 Koncar D6/381
D447,347 S * 9/2001 Schultz D6/334
D465,662 S * 11/2002 Hutton D6/334
D468,914 S * 1/2003 Clark et al. D6/334
D475,539 S * 6/2003 Savini D6/334
D482,537 S * 11/2003 Burke D6/336
D482,551 S * 11/2003 Burke D6/502
D488,933 S * 4/2004 Neggers D6/334
D504,782 S * 5/2005 Moser D6/334
D506,092 S * 6/2005 Moser D6/492
D549,970 S * 9/2007 Bouroullec et al. D6/334

* cited by examiner

Primary Examiner—Sandra Snapp

(74) *Attorney, Agent, or Firm*—Steven L. Nichols; Rader,
Fishman & Grauer PLLC

(57) **CLAIM**

The ornamental design for a chair, as shown and described.

DESCRIPTION

FIG. 1 is a front perspective view of a chair showing the new design.

FIG. 2 is a front elevation view of the chair.

FIG. 3 is a right side elevation view of the chair.


FIG. 4 is a left side elevation view of the chair.

FIG. 5 is a rear elevation view of the chair.

FIG. 6 is a top plan view of the chair; and,

FIG. 7 is a bottom plan view of the chair.

1 Claim, 7 Drawing Sheets



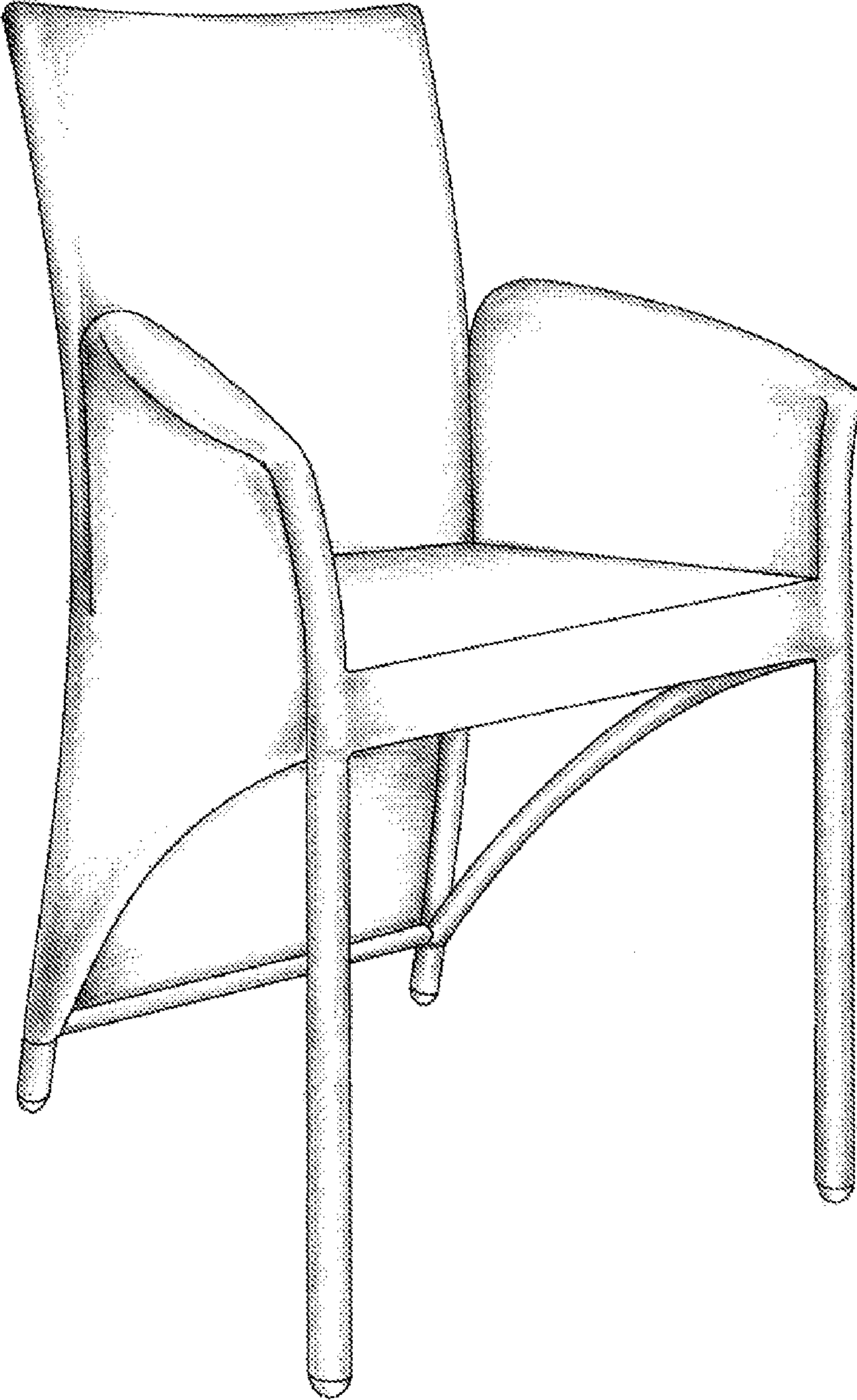


Fig. 1




Fig. 2

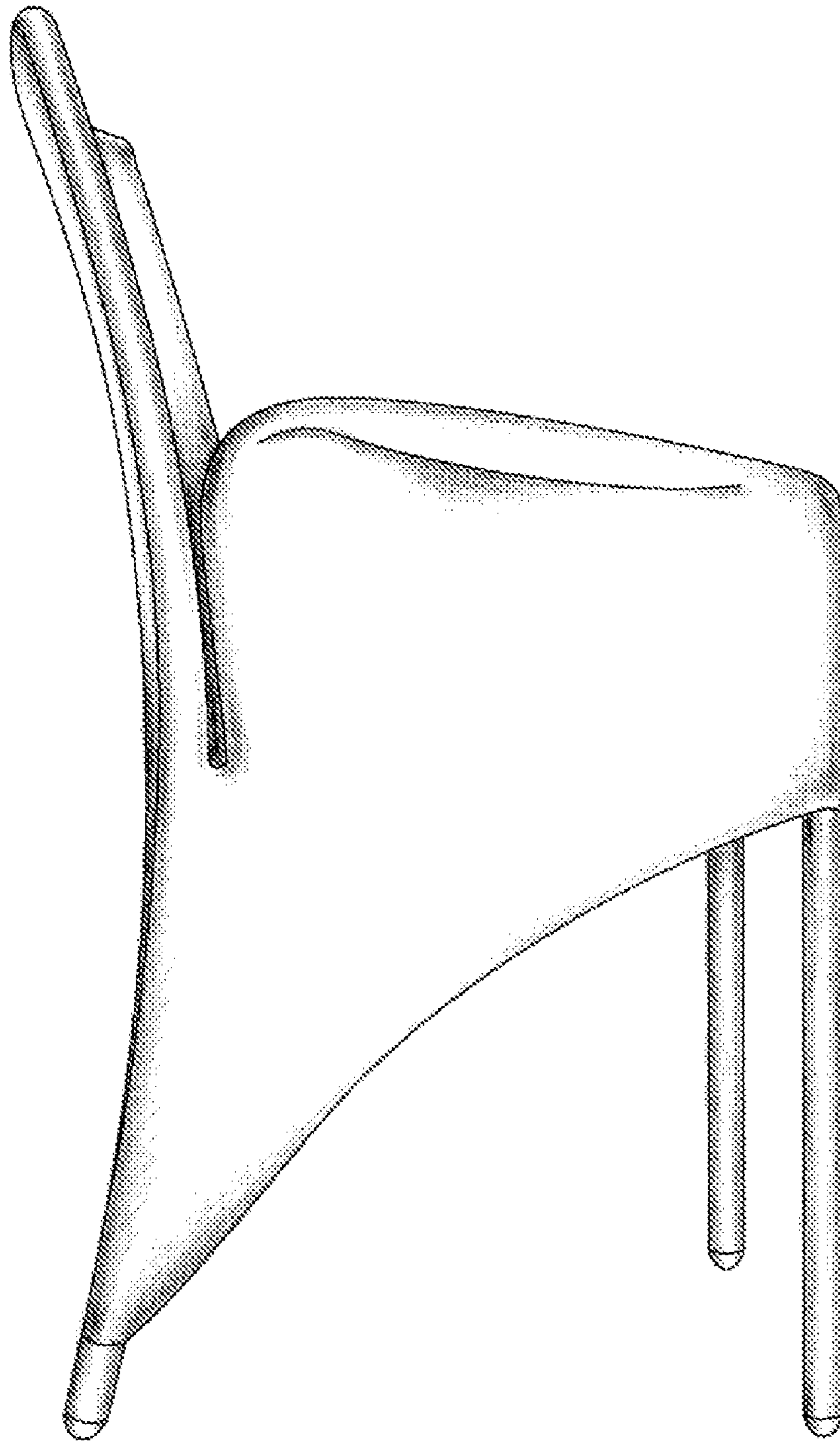


Fig. 3

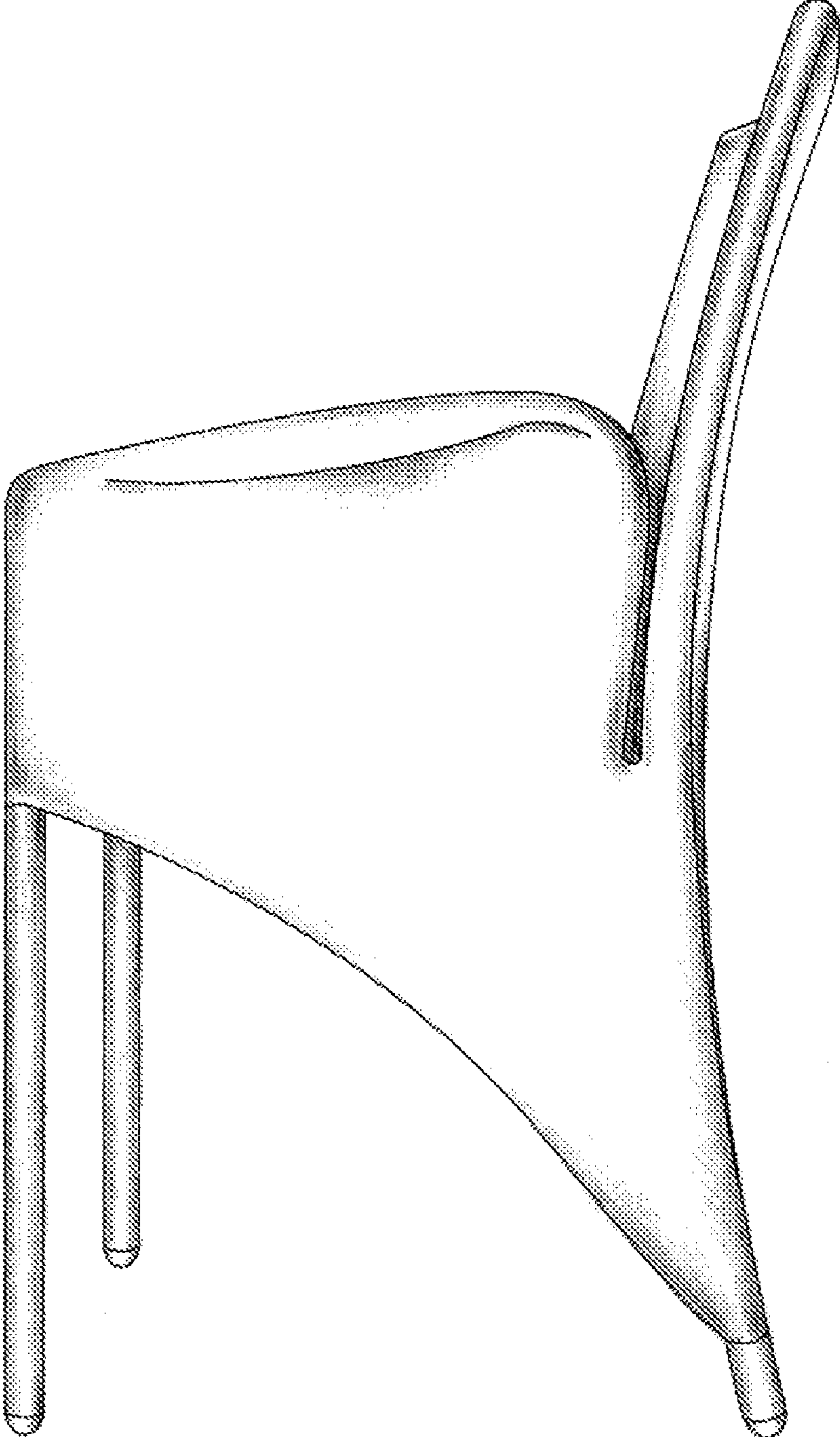


Fig. 4

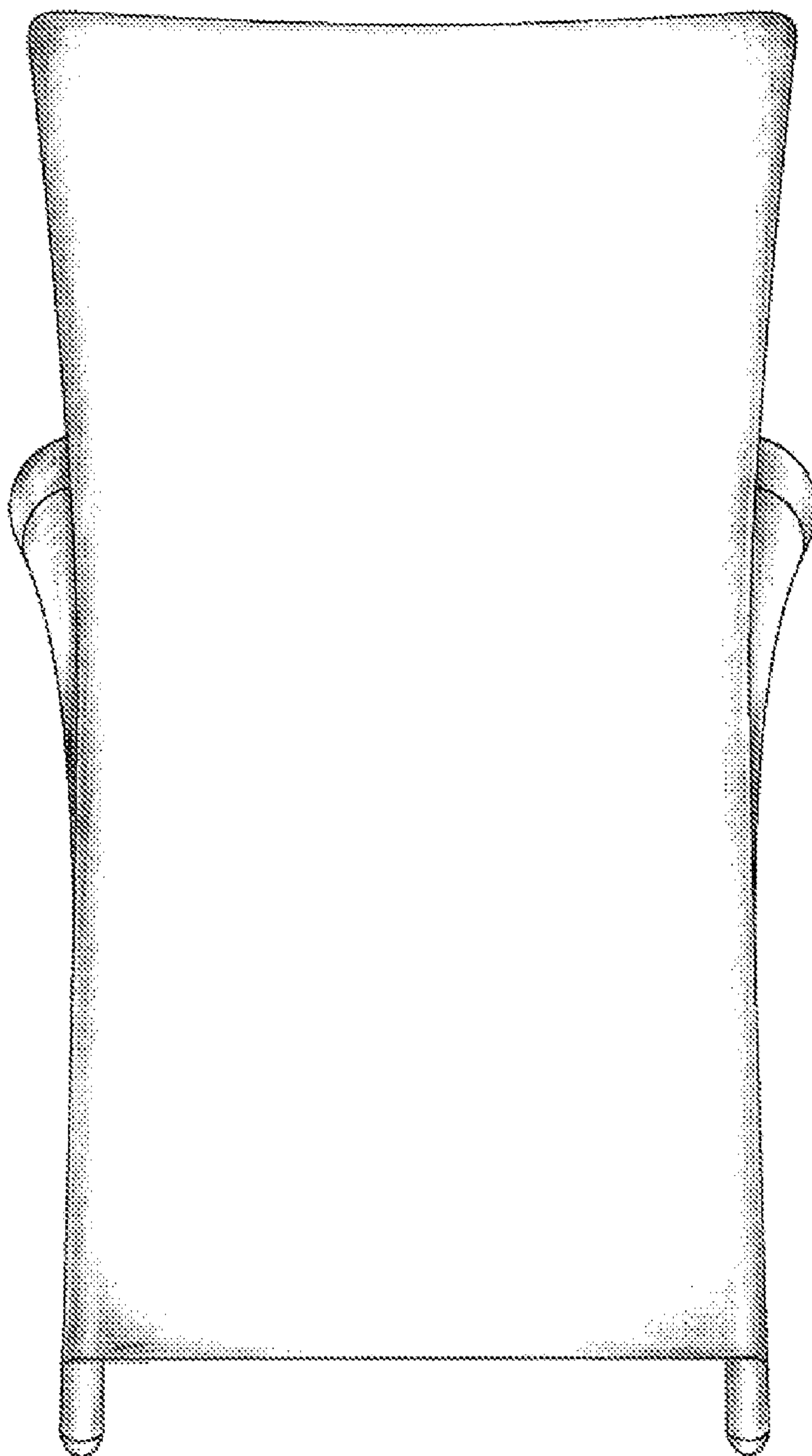


Fig. 5

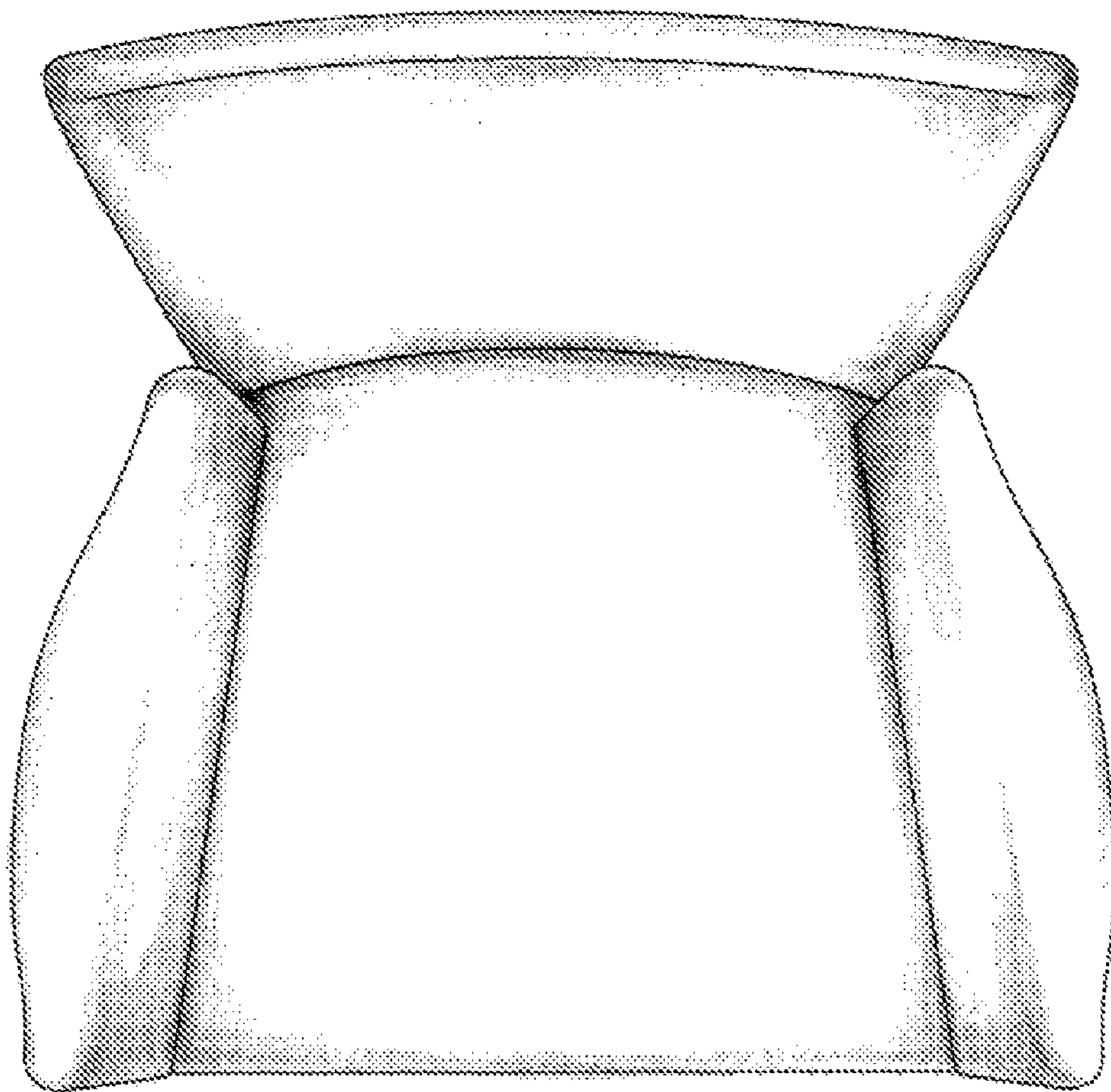


Fig. 6

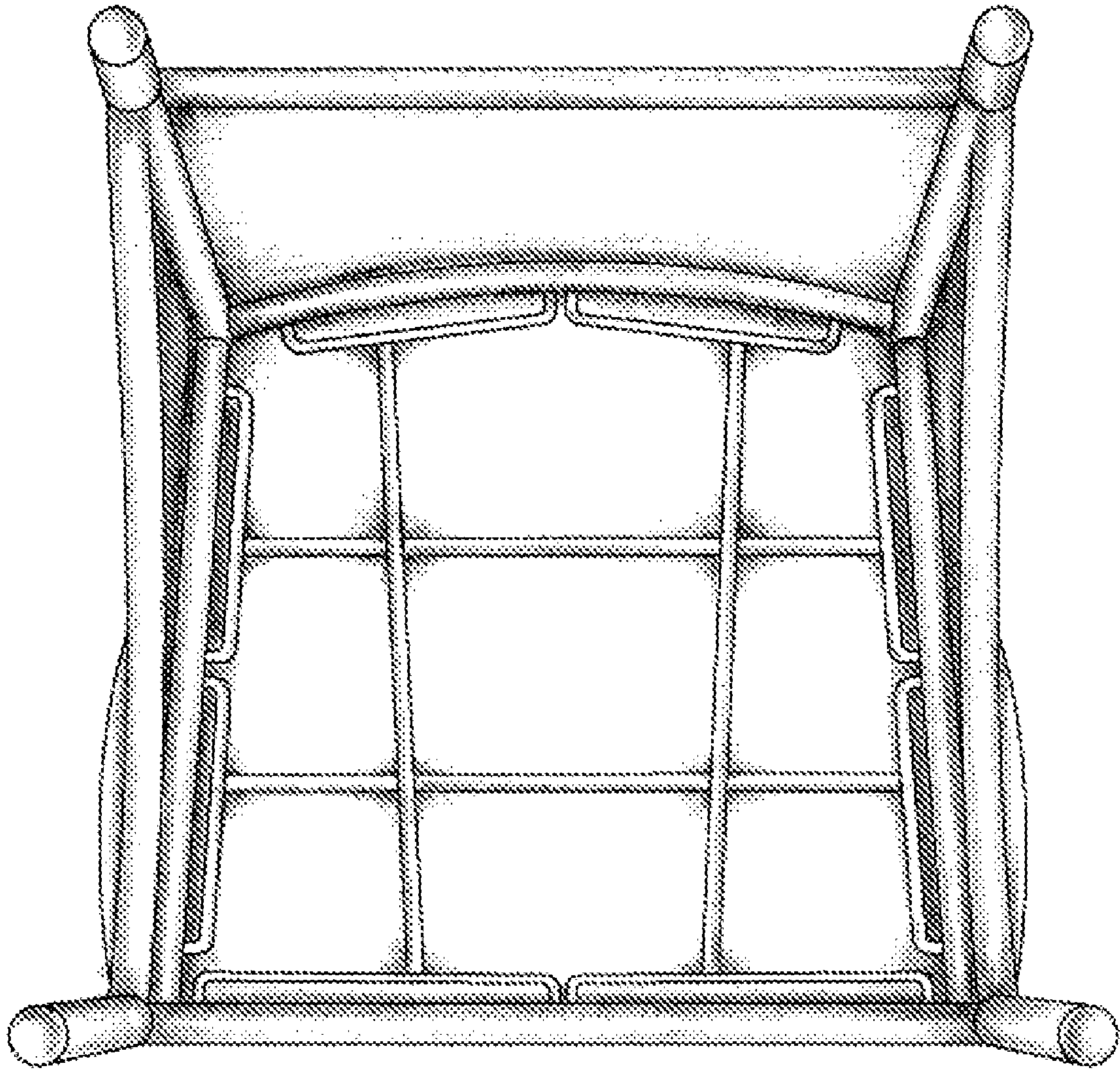


Fig. 7