



US00D594235S

(12) **United States Design Patent**
Chudzik et al.

(10) **Patent No.:** **US D594,235 S**
(45) **Date of Patent:** **** Jun. 16, 2009**

(54) **BRUSH HANDLE**

(75) Inventors: **Stan Chudzik**, Alpharetta, GA (US);
Joni M. Harrison, Atlanta, GA (US);
Christopher J. Davis, Atlanta, GA (US)

(73) Assignee: **Goody Products, Inc.**, Atlanta, GA (US)

(**) Term: **14 Years**

(21) Appl. No.: **29/275,469**

(22) Filed: **Dec. 27, 2006**

(51) **LOC (9) Cl.** **04-02**

(52) **U.S. Cl.** **D4/138**

(58) **Field of Classification Search** D4/133,
D4/134, 136, 138; D7/393, 395, 401.2; D8/80,
D8/83, 107, 300, 303; 15/143.1, 159.1, 160,
15/186-188; 16/430, 431

See application file for complete search history.

(56) **References Cited**

U.S. PATENT DOCUMENTS

1,562,768 A * 11/1925 Hiatt 26/31
D165,862 S * 2/1952 Partridge D4/134
D484,704 S * 1/2004 Fong D4/133
D505,791 S * 6/2005 Chang D4/138
D541,050 S * 4/2007 Leung D4/133

FOREIGN PATENT DOCUMENTS

KR 30-0282365 S * 10/2001

OTHER PUBLICATIONS

TK Handle Hair Brushes. Products—p. 3 [online], Ningbo Chungfat Brushes Co. Ltd., 2005 [retrieved on Feb. 10, 2009] Retrieved from the Internet: <URL: <http://web.archive.org/web/20050321074145/www.comb-brush.com/tkhandle.htm>>.*

* cited by examiner

Primary Examiner—Melanie H Tung

Assistant Examiner—Lavone D Tabor

(74) *Attorney, Agent, or Firm*—Gardner Groff Greenwald & Villanueva, PC

(57) **CLAIM**

The ornamental design for a “brush handle,” as shown and described.

DESCRIPTION

FIG. 1 is a perspective view from the front and left of a brush handle having our new design, showing a brush head extending from the brush handle and bristles extending from the brush head;

FIG. 2 is a front view thereof;

FIG. 3 is a rear view thereof;

FIG. 4 is a left side elevational view thereof with a right side being a mirror image of the left side; and,

FIG. 5 is a bottom view thereof.

The broken lines showing the head extending from the brush handle, and the bristles extending from the head, are for illustrative purposes only and no part of the claimed design.

1 Claim, 2 Drawing Sheets

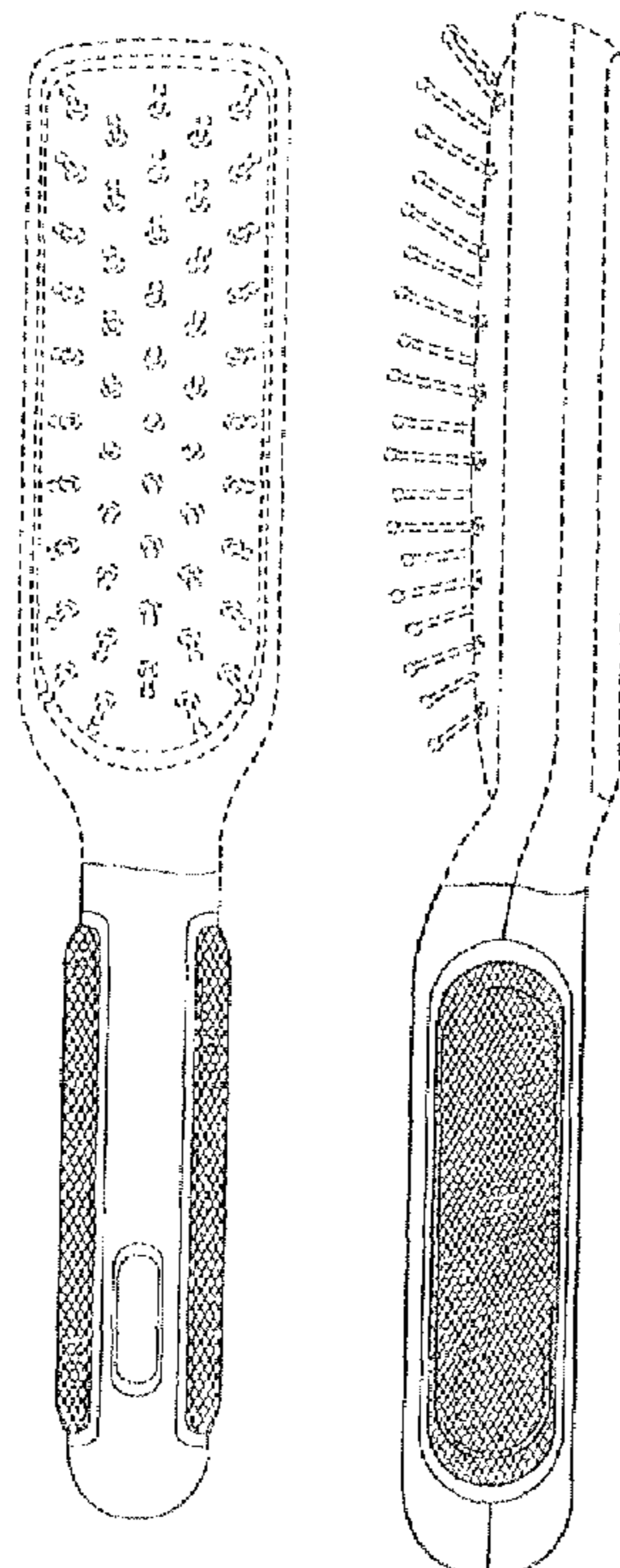


FIG. 1

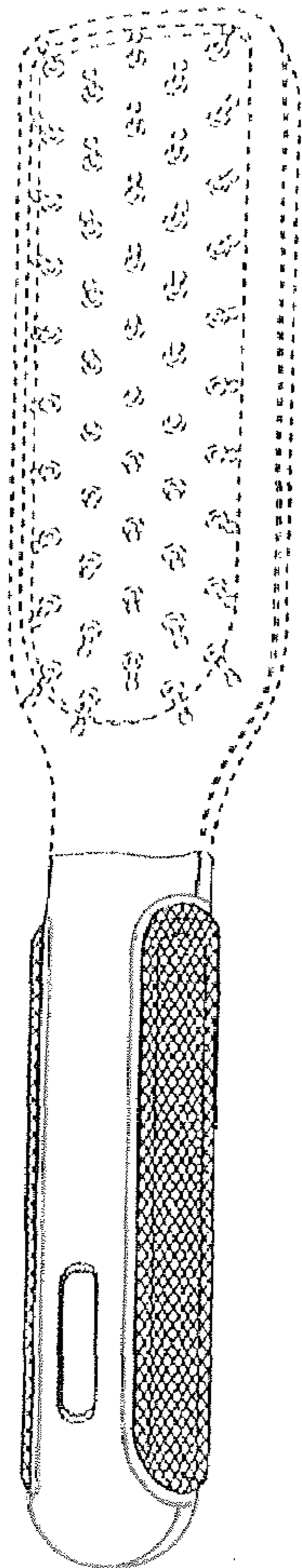


FIG. 2

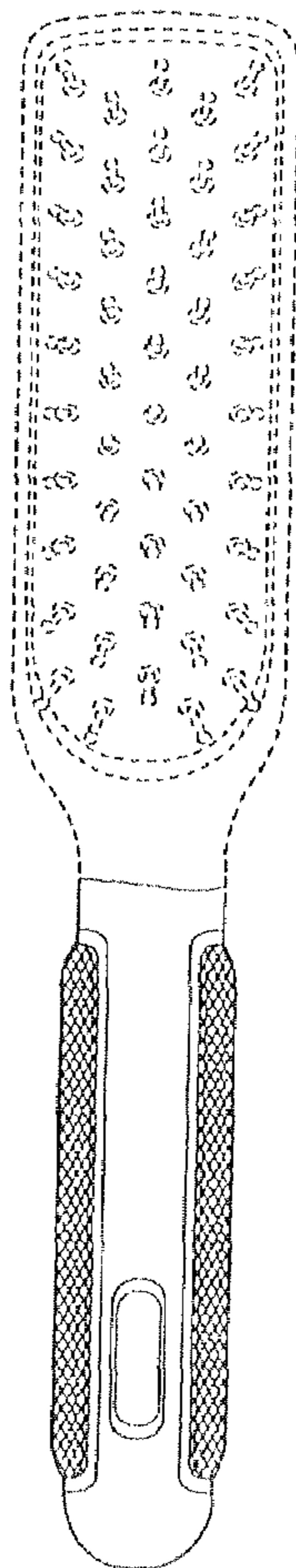


FIG. 3

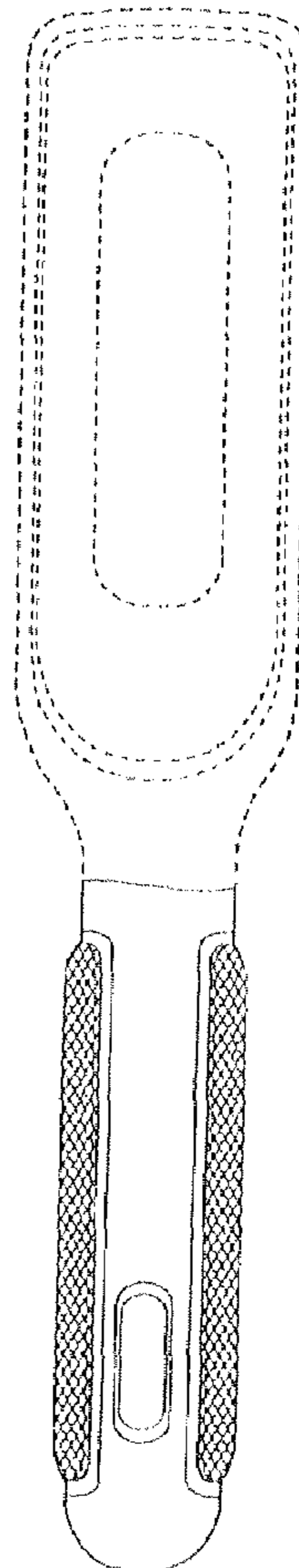


FIG. 4



FIG. 5

