

US00D594228S

(12) **United States Design Patent**
McCormick

(10) **Patent No.:** **US D594,228 S**

(45) **Date of Patent:** **** Jun. 16, 2009**

(54) **WALLET**

D381,508 S * 7/1997 Shwartz D3/249
D443,414 S * 6/2001 Schimmel D3/250

(76) **Inventor:** **Dean H. McCormick**, 932 Erin Street,
Winnipeg, MB (CA) R3G 2W5

* cited by examiner

(**) **Term:** **14 Years**

Primary Examiner—Holly H Baynham
(74) *Attorney, Agent, or Firm*—Ade & Company Inc; Ryan
W. Dupuis; Kyle R. Satterthicaite

(21) **Appl. No.:** **29/306,450**

(22) **Filed:** **Apr. 9, 2008**

(57) **CLAIM**

The ornamental design for a wallet, as shown and described.

Related U.S. Application Data

DESCRIPTION

(63) Continuation-in-part of application No. 29/250,090,
filed on Nov. 1, 2006, now abandoned.

FIG. 1 is a perspective view of a wallet.
FIG. 2 is a front elevational view of the wallet of FIG. 1.
FIG. 3 is an end elevational view of the wallet of FIG. 1.
FIG. 4 is an end elevational view of the wallet of FIG. 1,
opposite the end view of FIG. 3.
FIG. 5 is a rear elevational view of the wallet of FIG. 1.
FIG. 6 is a top plan view of the wallet of FIG. 1; and,
FIG. 7 is a bottom view of the wallet of FIG. 1.

(51) **LOC (9) Cl.** **03-01**

(52) **U.S. Cl.** **D3/247**

(58) **Field of Classification Search** D3/247–252;
150/100, 103–104, 107–110, 114, 118–119,
150/131–132, 147

See application file for complete search history.

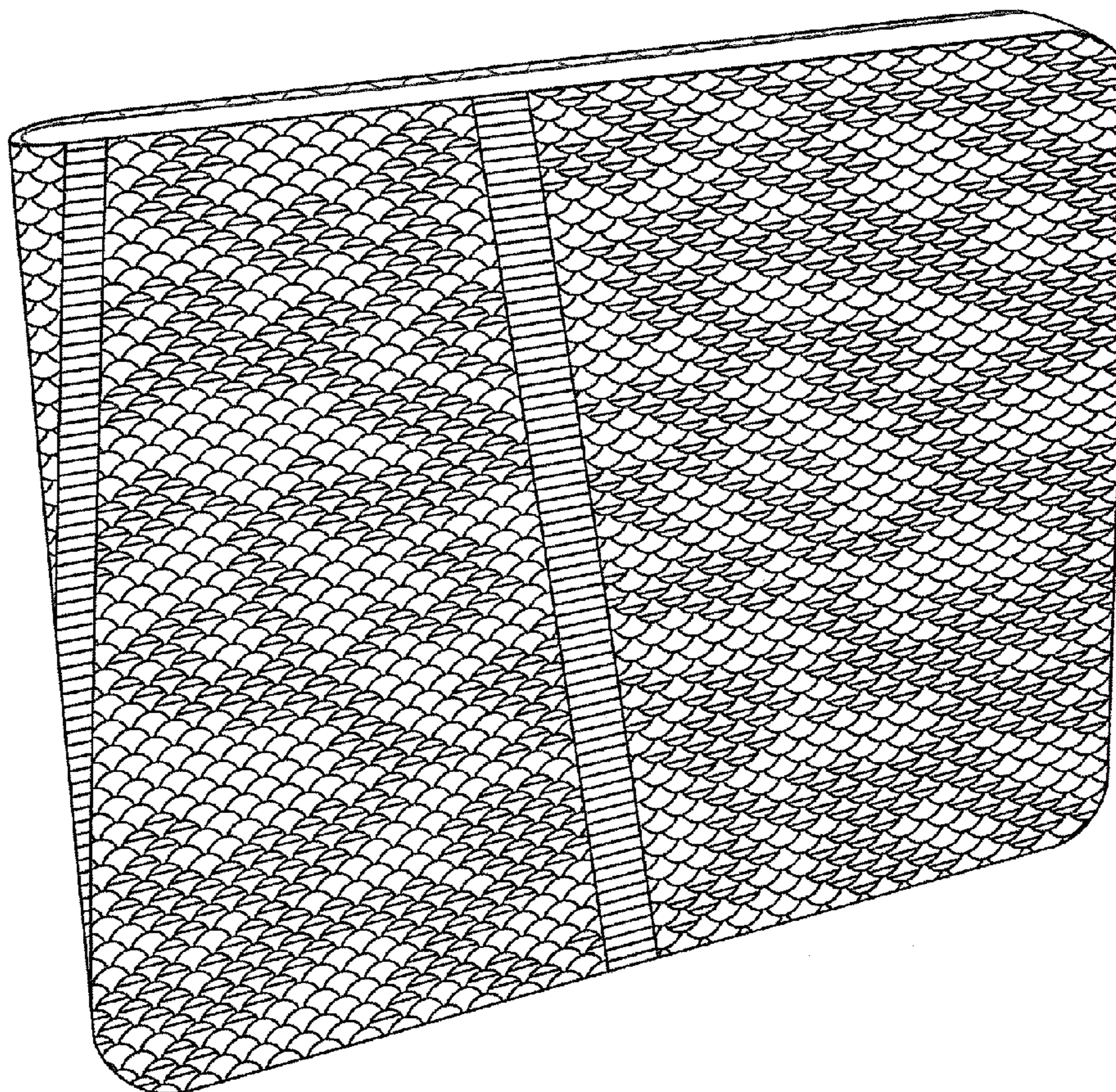
The shape and features shown in broken line, of the wallet, in
the accompanying Figures, are for illustrative purposes only
and form no part of the claimed design.

(56) **References Cited**

U.S. PATENT DOCUMENTS

D35,495 S * 12/1901 Schultze D3/247
D306,656 S * 3/1990 Rust D3/212
D335,028 S * 4/1993 Berlin D3/250

1 Claim, 3 Drawing Sheets



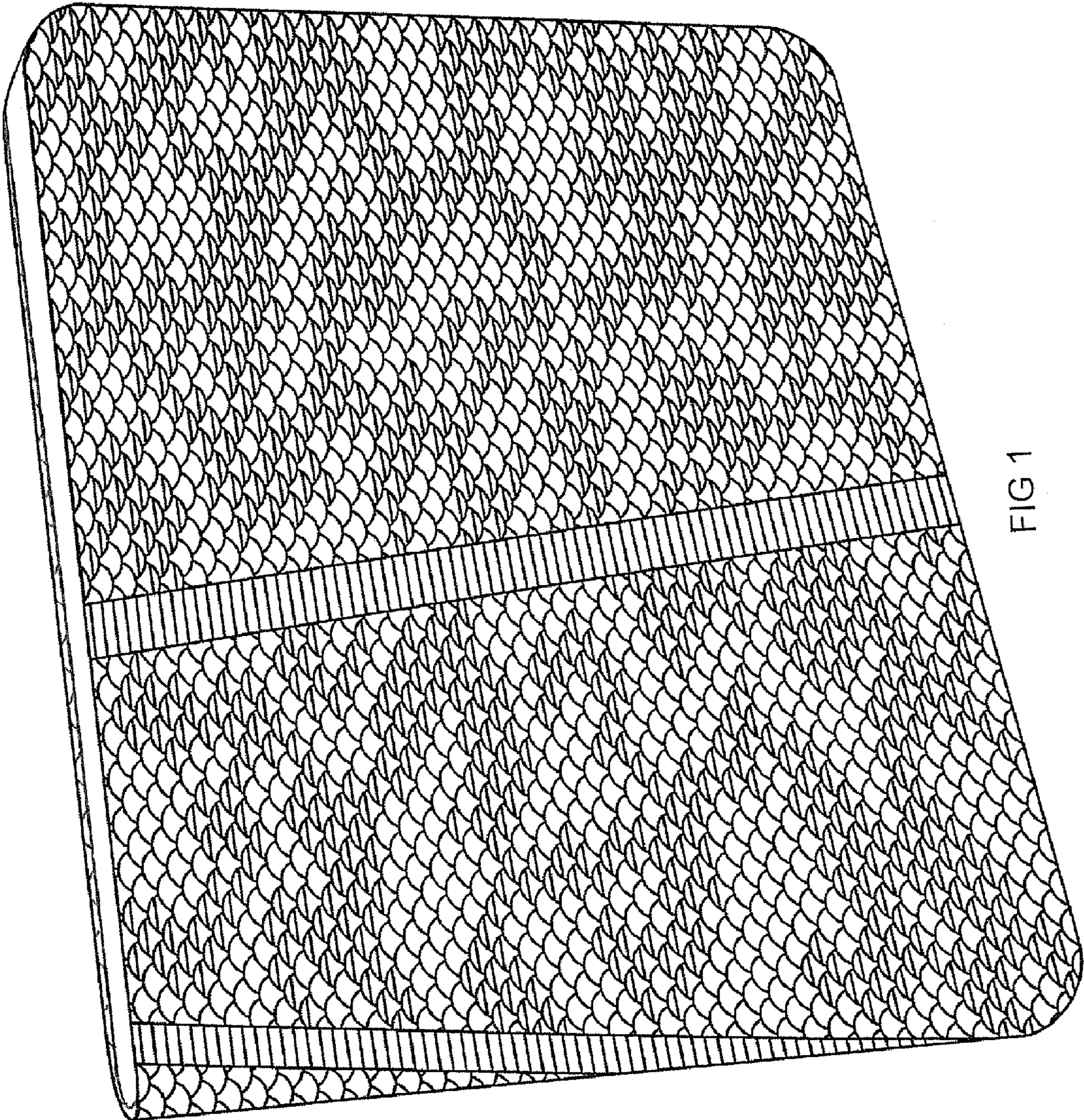


FIG 1

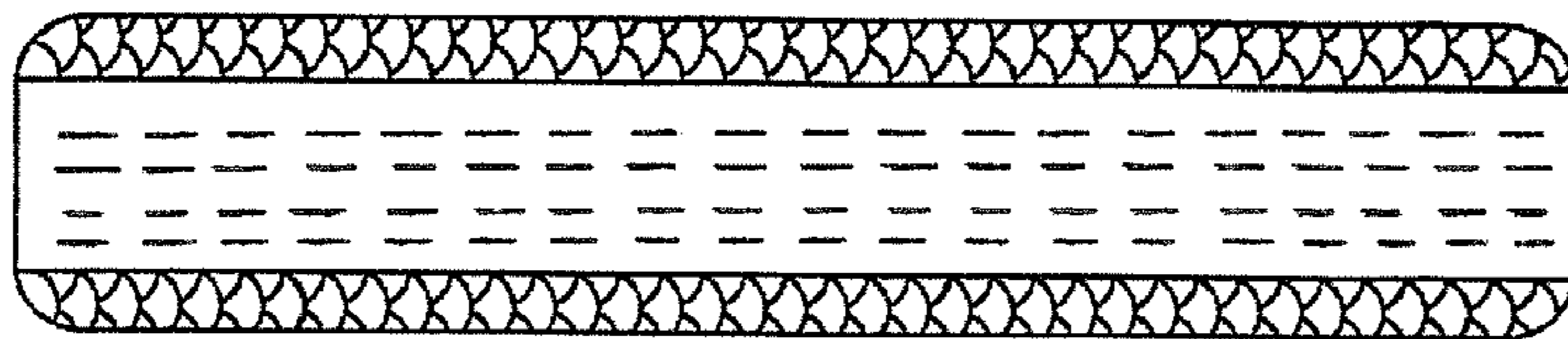


FIG 4




FIG 2




FIG 3




FIG 6




FIG 5




FIG 7