

US00D594222S

(12) **United States Design Patent**  
**Antrim**

(10) **Patent No.:** **US D594,222 S**

(45) **Date of Patent:** **\*\* Jun. 16, 2009**

(54) **CANE**

D484,679 S \* 1/2004 Smith ..... D3/7  
D516,800 S \* 3/2006 Bacon ..... D3/8

(76) Inventor: **Courtney Antrim**, 16146 67.40 Rd.,  
Montrose, CO (US) 81401

\* cited by examiner

(\*\*) Term: **14 Years**

*Primary Examiner*—T. Chase Nelson  
*Assistant Examiner*—Anhdao Doan

(21) Appl. No.: **29/321,708**

(57) **CLAIM**

(22) Filed: **Jul. 22, 2008**

The ornamental design for a cane, as shown and described.

(51) **LOC (9) Cl.** ..... **03-03**

(52) **U.S. Cl.** ..... **D3/7**

(58) **Field of Classification Search** ..... D3/5-17;  
135/65-81, 84-85; D12/130-133

See application file for complete search history.

**DESCRIPTION**

FIG. 1 is a front elevation view of a cane showing my new design;

FIG. 2 is a right side elevation view;

FIG. 3 is a left side elevation view;

FIG. 4 is a top plan view;

FIG. 5 is a bottom plan view; and,

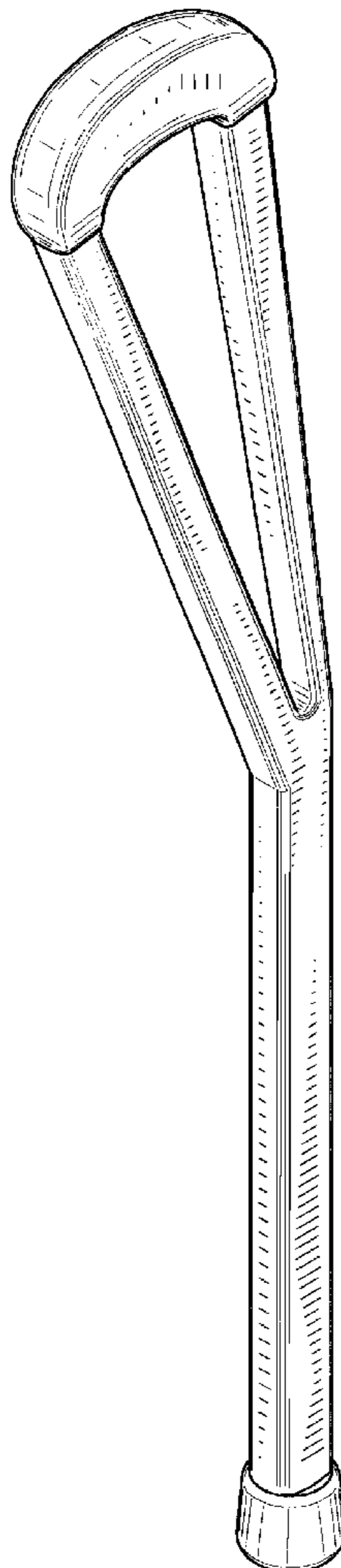
FIG. 6 is a perspective view of a cane showing my new design.

(56) **References Cited**

U.S. PATENT DOCUMENTS

D285,861 S \* 9/1986 Jackson ..... D3/7  
D362,506 S 9/1995 Bieri  
D413,428 S \* 9/1999 Pease et al. .... D3/8  
D425,293 S \* 5/2000 Maalik ..... D3/8

**1 Claim, 3 Drawing Sheets**



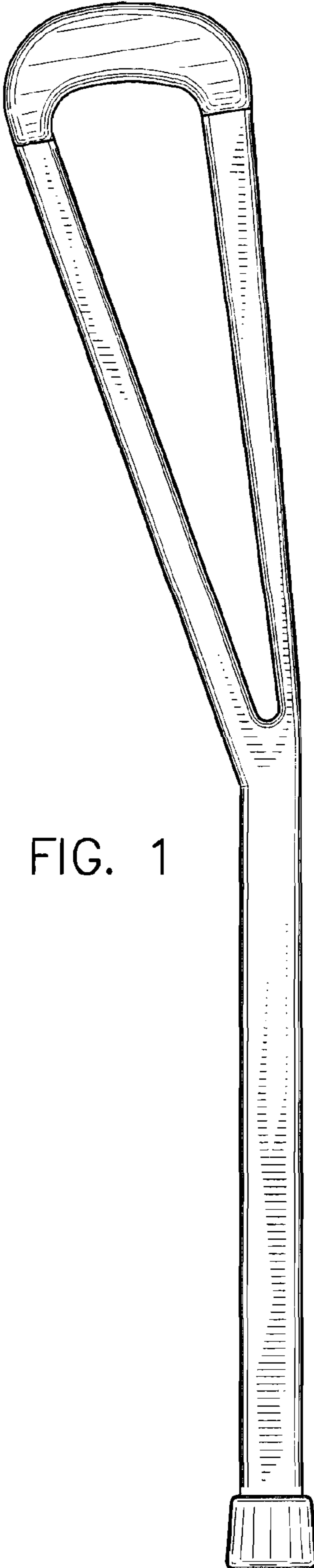
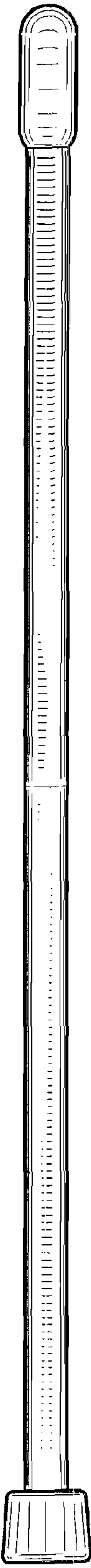


FIG. 1

FIG. 2



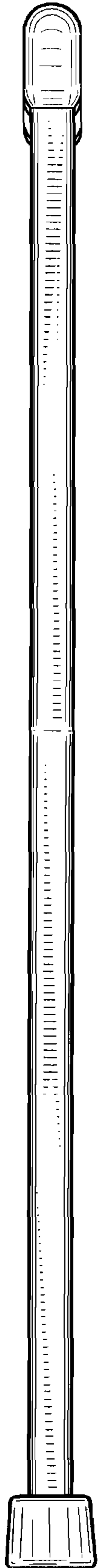


FIG. 3

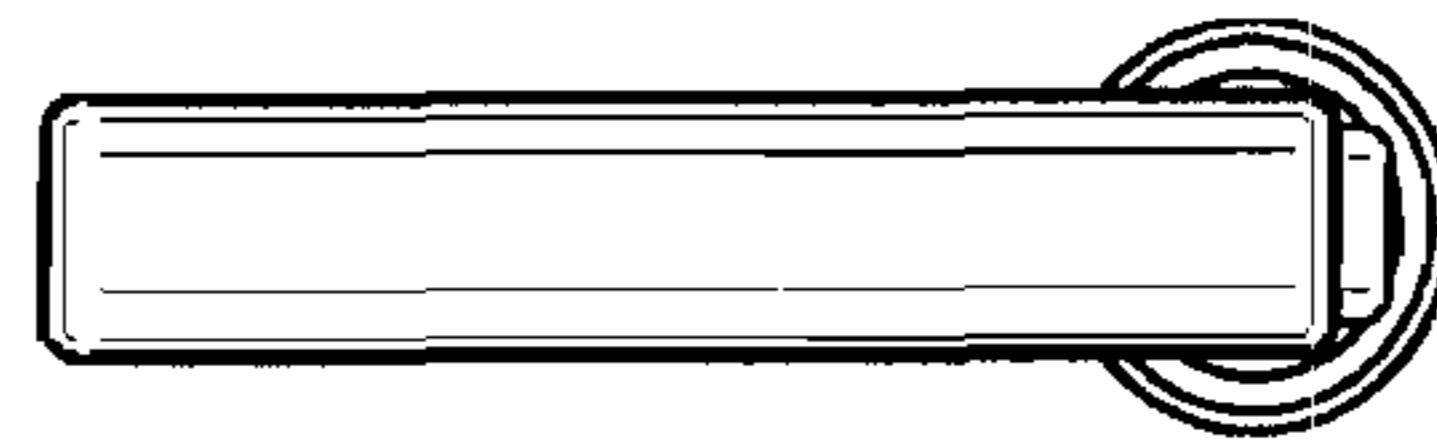


FIG. 4

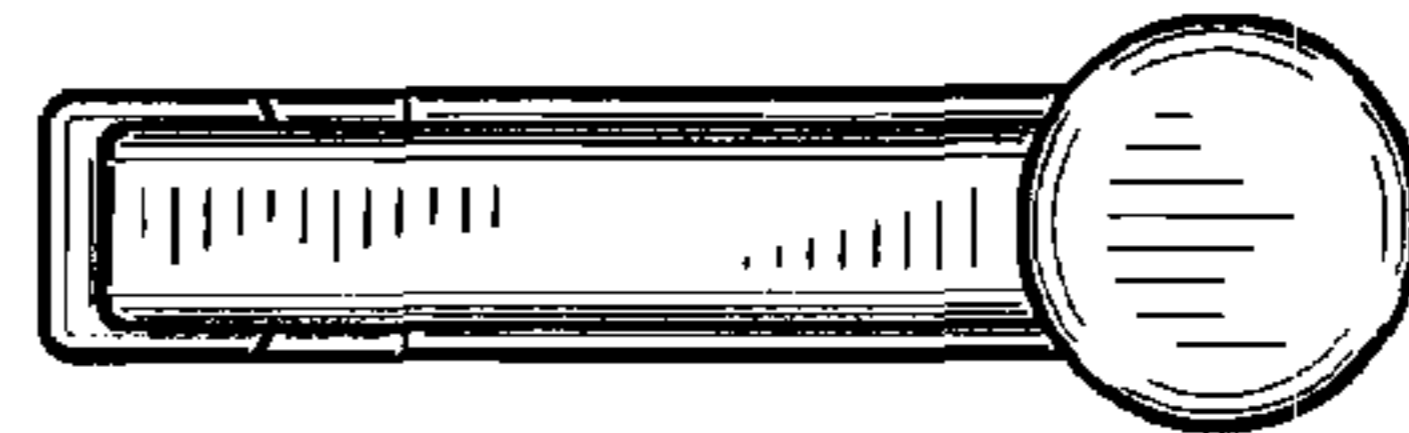


FIG. 5

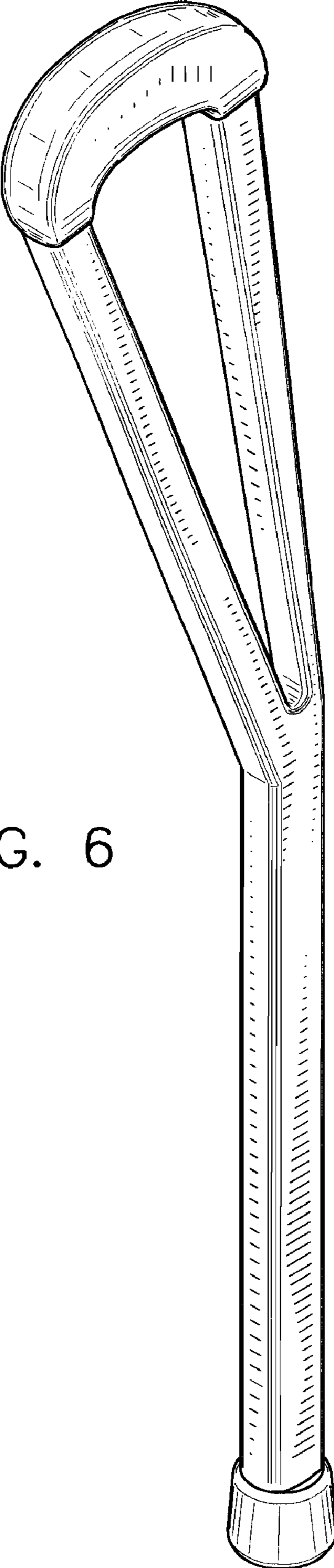


FIG. 6