



US00D594219S

(12) **United States Design Patent**
Dillenbeck et al.

(10) **Patent No.:** **US D594,219 S**
(45) **Date of Patent:** **** Jun. 16, 2009**

(54) **FOOTWEAR TOE CAP**

(75) Inventors: **Ryan Dillenbeck**, Santa Barbara, CA (US); **Chris Hillyer**, Goleta, CA (US); **Tuan Le**, Portland, OR (US); **Ken Shao**, Goleta, CA (US)

(73) Assignee: **Deckers Outdoor Corporation**, Goleta, CA (US)

(**) Term: **14 Years**

(21) Appl. No.: **29/332,067**

(22) Filed: **Feb. 6, 2009**

Related U.S. Application Data

(60) Division of application No. 29/293,196, filed on Nov. 9, 2007, now Pat. No. Des. 588,793, which is a continuation-in-part of application No. 11/786,359, filed on Apr. 11, 2007.

(51) **LOC (9) Cl.** **02-99**

(52) **U.S. Cl.** **D2/972; D2/946**

(58) **Field of Classification Search** D2/896,
D2/902, 906-908, 943, 944, 969, 972-974,
D2/946; 36/45, 50.1, 77 M, 77 R, 83, 88,
36/113, 114, 126-131

See application file for complete search history.

(56) **References Cited**

U.S. PATENT DOCUMENTS

280,264 A * 6/1883 Walker 36/77 R
460,770 A * 10/1891 Barrows 36/77 R

2,172,938 A 9/1939 Kahn
D142,749 S * 10/1945 Tiemeyer et al. D2/974
D398,142 S * 9/1998 Benoit D2/946
5,896,684 A 4/1999 Lin
D440,754 S * 4/2001 Bathum D2/972
D493,275 S * 7/2004 Koyess et al. D2/946
D522,223 S * 6/2006 Murphy et al. D2/972
2005/0267775 A1 12/2005 Wills

OTHER PUBLICATIONS

Teva Fall 2000 Catalog (Style No. 6630 on p. 3).
Teva 2001 Catalog (Style Nos. 6628, 6629 and 6630 on p. 8).

* cited by examiner

Primary Examiner—Dominic Simone
(74) *Attorney, Agent, or Firm*—Greer, Burns & Crain, Ltd.

(57) **CLAIM**

The ornamental design for a footwear toe cap, as shown and described.

DESCRIPTION

FIG. 1 is a top perspective view of an embodiment of a footwear toe cap showing our design.

FIG. 2 is a right side elevational view thereof.


FIG. 3 is a left side elevational view thereof.

FIG. 4 is a front elevational view thereof; and,

FIG. 5 is a top plan view thereof.

The broken lines are for the purpose of illustrating environmental structure and form no part of the claimed design.

1 Claim, 5 Drawing Sheets



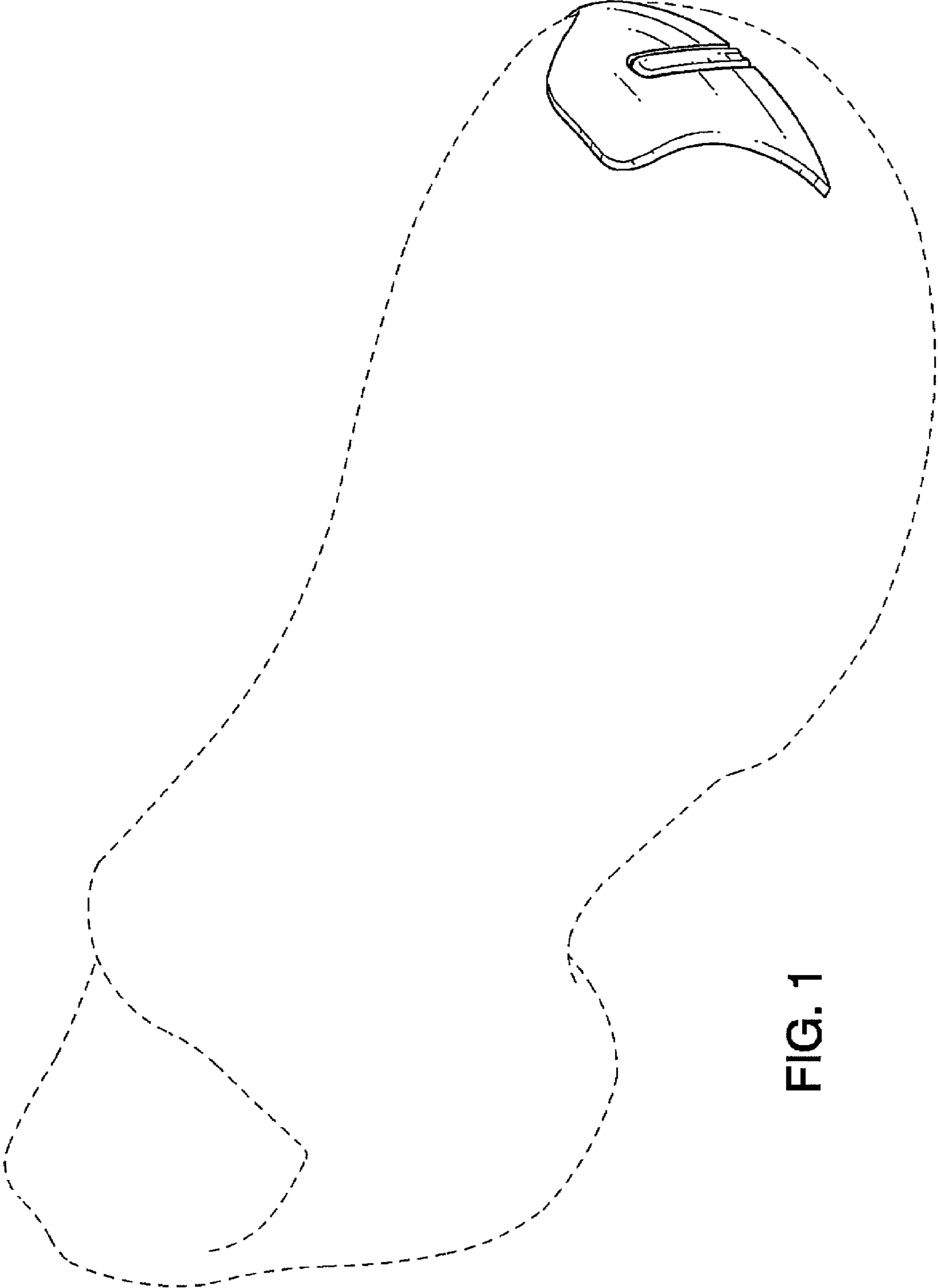


FIG. 1

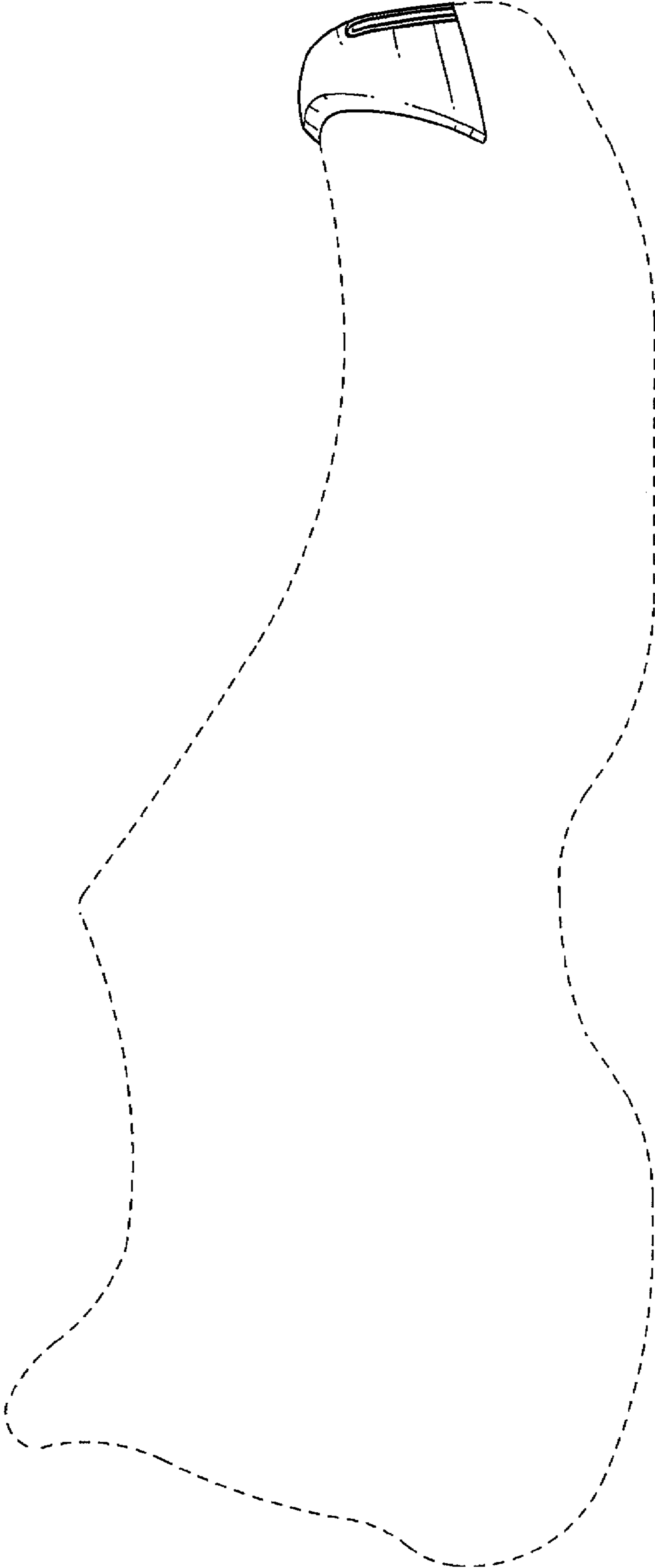


FIG. 2

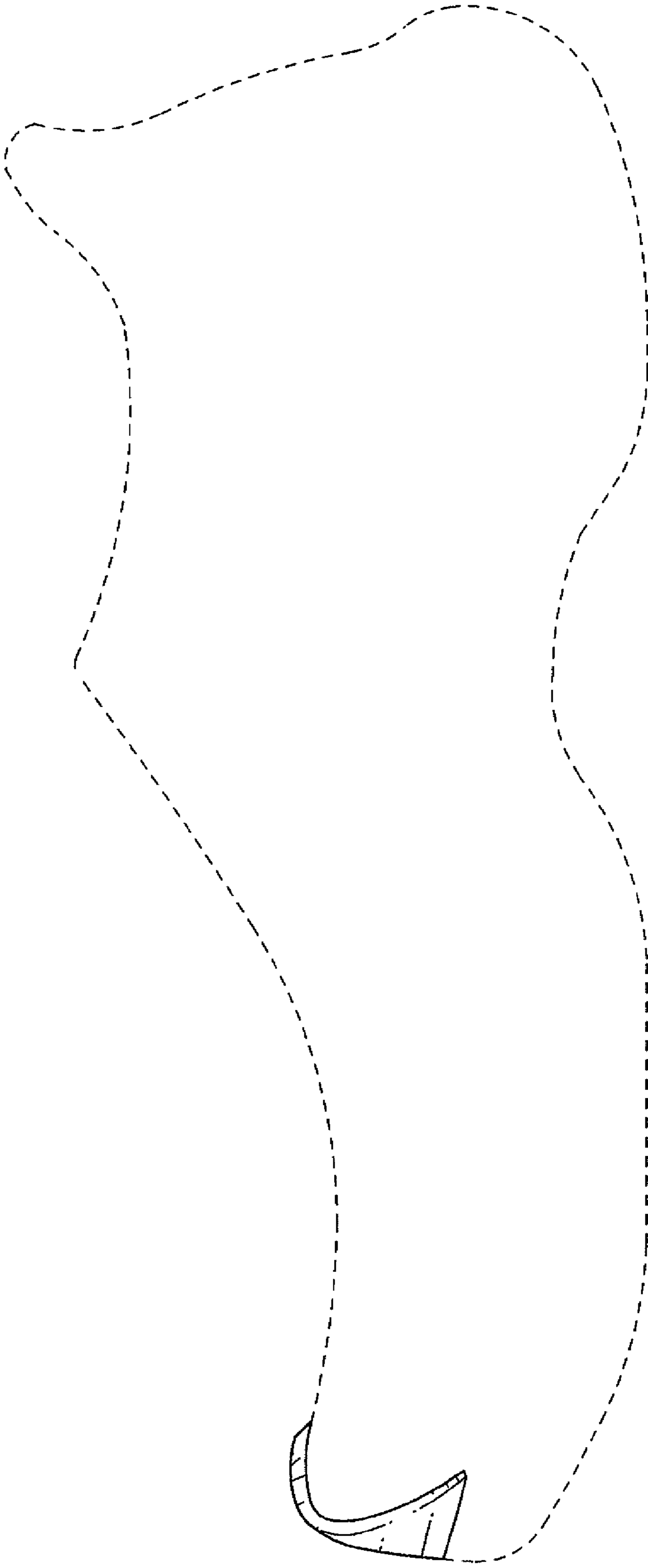


FIG. 3

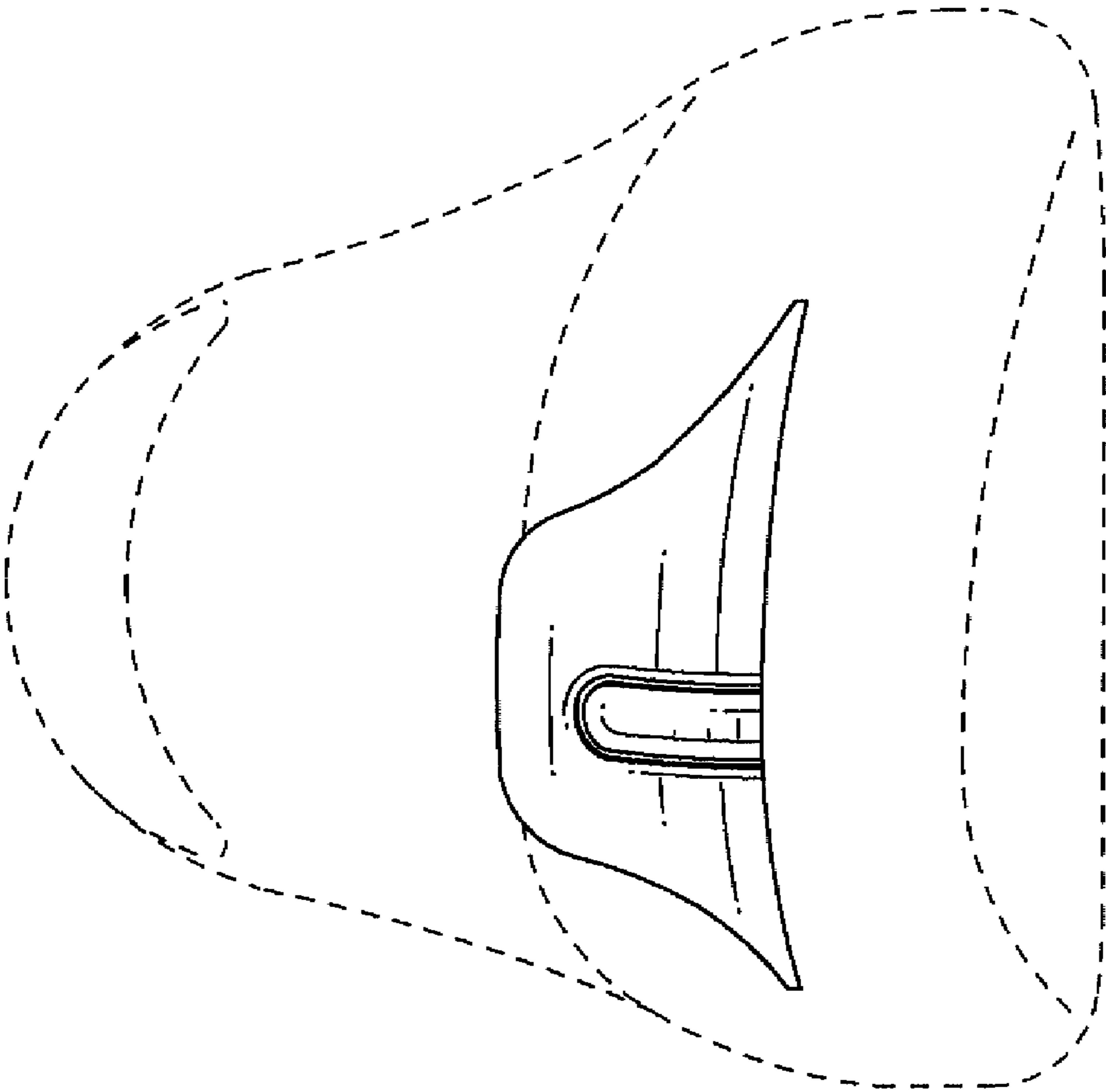


FIG. 4

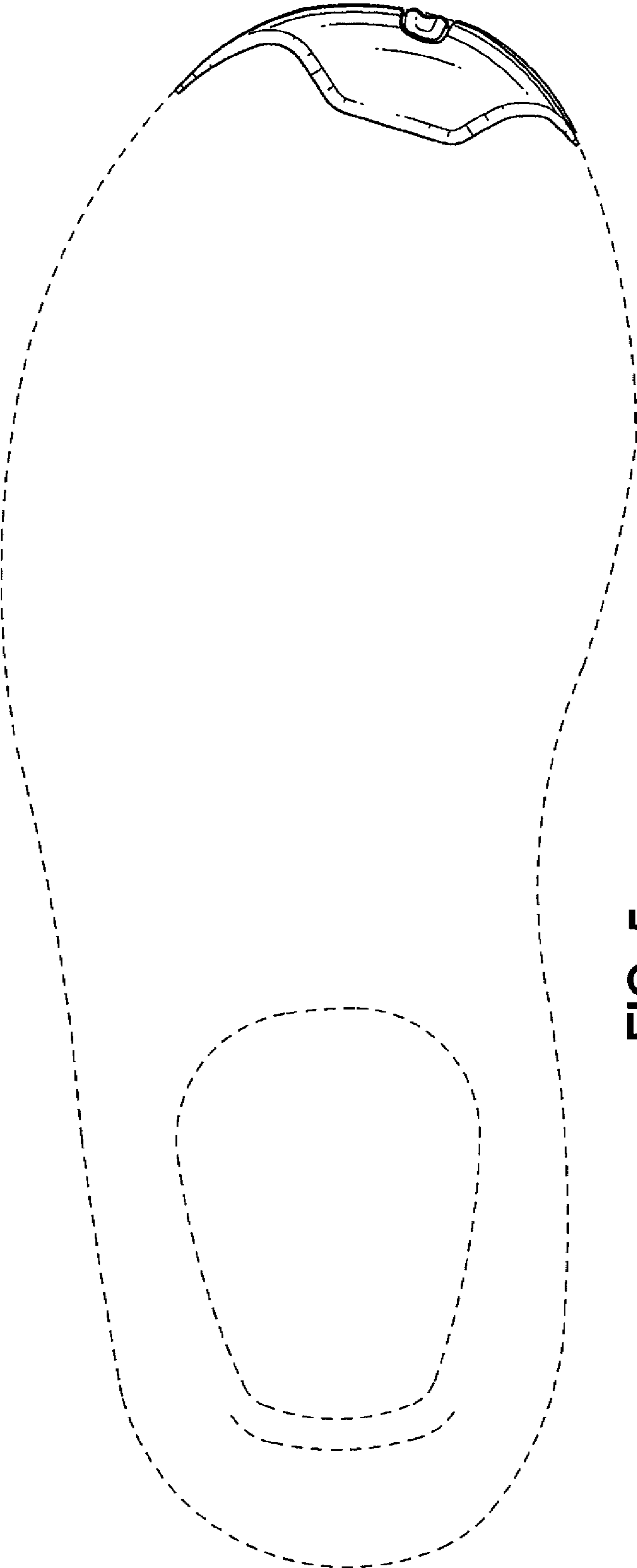


FIG. 5