



US00D594217S

(12) **United States Design Patent**  
**Bishoff**

(10) **Patent No.:** **US D594,217 S**  
(45) **Date of Patent:** **\*\* Jun. 16, 2009**

(54) **BOOT UPPER**

(75) Inventor: **Tyler Bishoff**, New Albany, OH (US)

(73) Assignee: **Rocky Brands, Inc.**, Nelsonville, OH (US)

(\*\*) Term: **14 Years**

(21) Appl. No.: **29/301,125**

(22) Filed: **Feb. 11, 2008**

(51) **LOC (9) Cl.** ..... **02-99**

(52) **U.S. Cl.** ..... **D2/970; D2/911**

(58) **Field of Classification Search** ..... D2/909-912,  
D2/946, 969, 970-973; 36/45, 1.5, 50.1,  
36/122, 109, 84, 83

See application file for complete search history.

(56) **References Cited**

**U.S. PATENT DOCUMENTS**

D347,108 S *	5/1994	Foster et al.	.....	D2/970
D354,164 S *	1/1995	Werman	.....	D2/970
D367,354 S *	2/1996	Brooks et al.	.....	D2/970
D368,361 S *	4/1996	Brooks et al.	.....	D2/970
D380,598 S *	7/1997	Brooks et al.	.....	D2/970
D380,599 S *	7/1997	Brooks et al.	.....	D2/970
D449,435 S *	10/2001	Johnson et al.	.....	D2/970

\* cited by examiner

*Primary Examiner*—Ian Simmons

*Assistant Examiner*—Rashida C McCoy

(74) *Attorney, Agent, or Firm*—Porter, Wright, Morris & Arthur, LLP

(57) **CLAIM**

The ornamental design of a boot upper, as shown and described.

**DESCRIPTION**

FIG. 1 is a front perspective view of a boot upper showing my new design.

FIG. 2 is a front elevational view thereof.

FIG. 3 is an inner side elevational view thereof.

FIG. 4 is an outer side elevational view thereof.

FIG. 5 is a rear elevational view thereof.

FIG. 6 is a top plan view thereof.

FIG. 7 is an inner side elevation view of an alternative embodiment of the boot upper according to the present invention, the appearance of the boot upper being identical to that of the first embodiment except for an indication of surface contrast; and,

FIG. 8 is an outer side elevation view of the boot upper of FIG. 7.

The broken line showing of ventilation holes and the sole is included for the purpose of illustrating environmental structure and forms no part of the claimed design.

**1 Claim, 7 Drawing Sheets**





FIG. 1

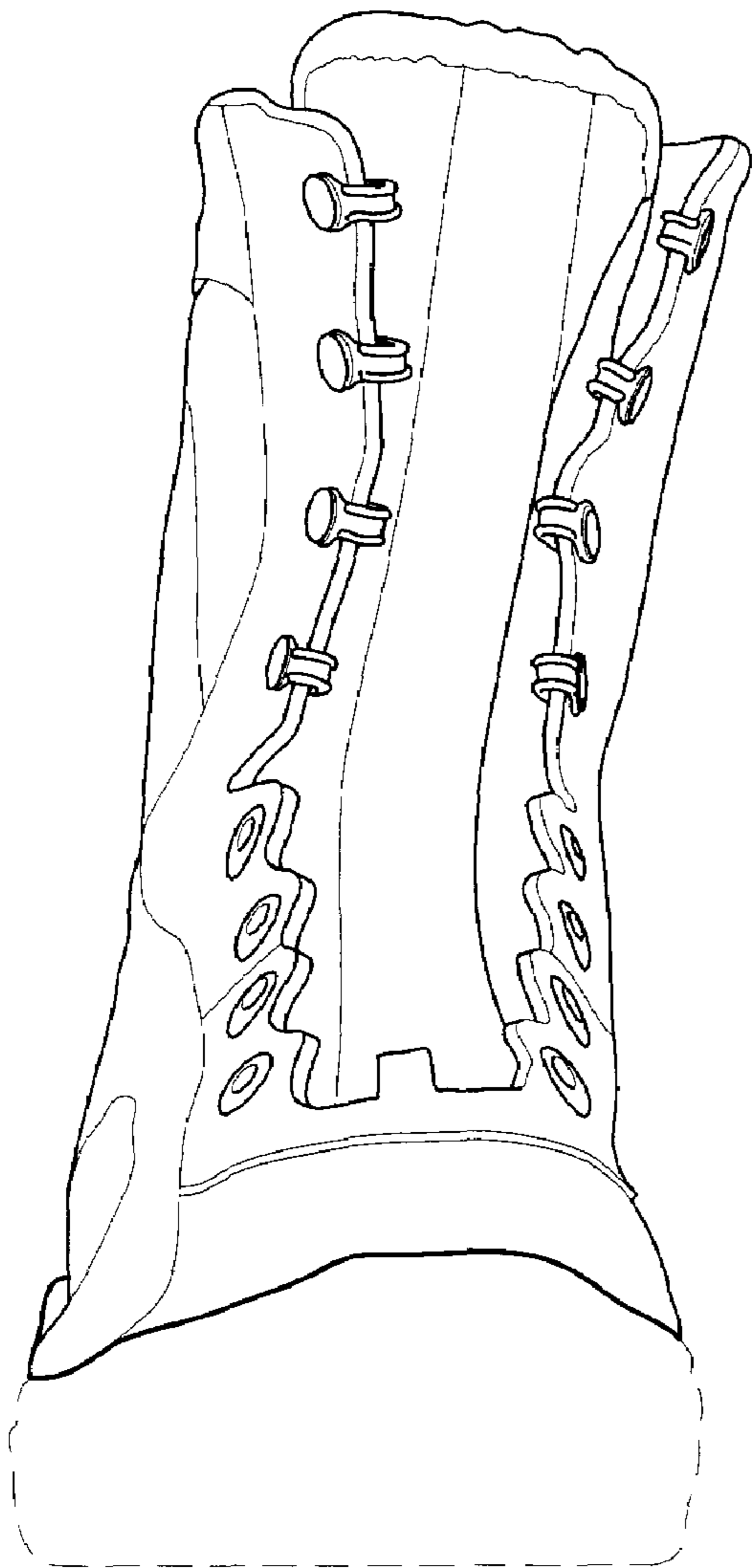


FIG. 2

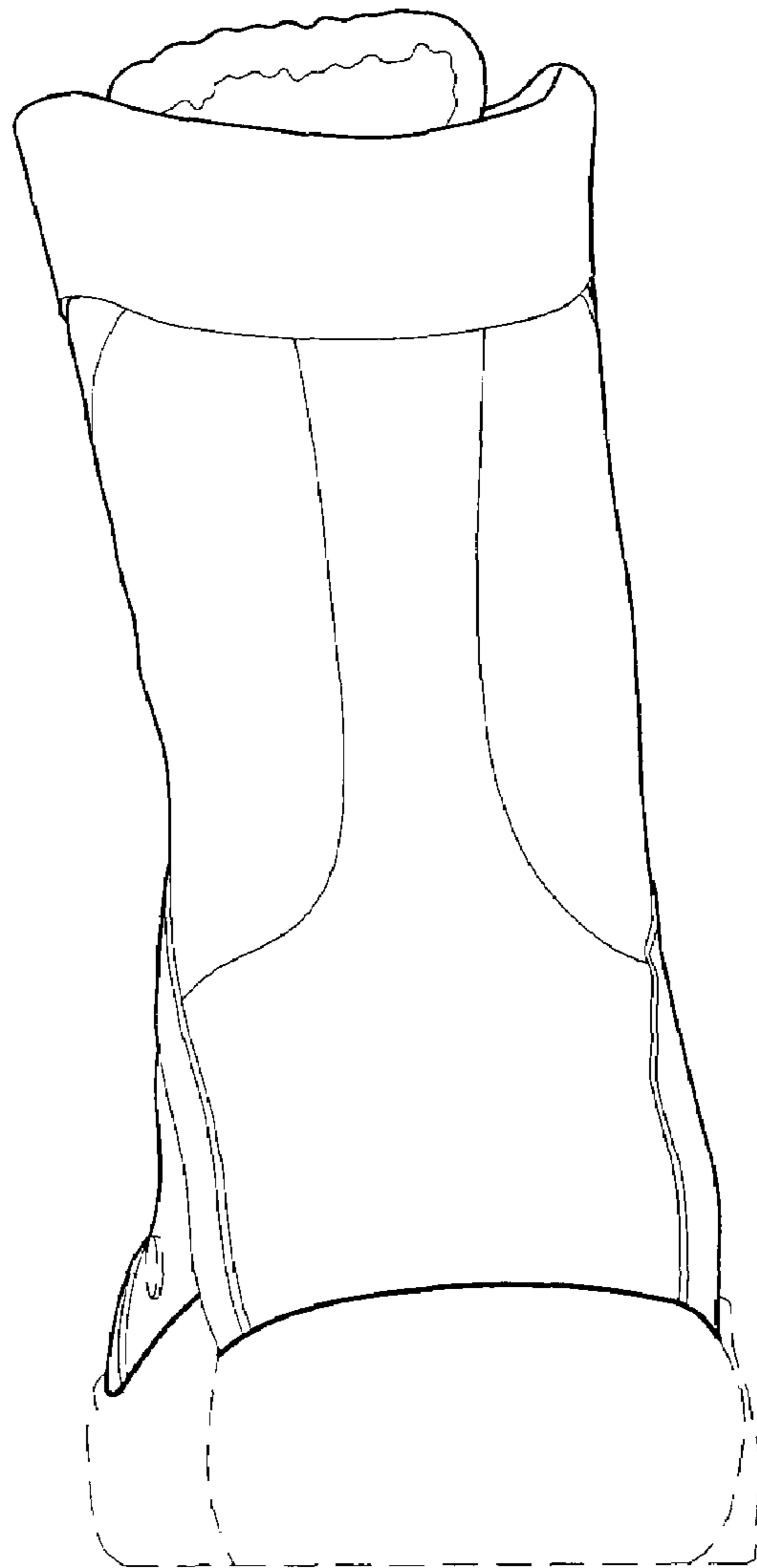


FIG. 5



FIG.3



FIG.4

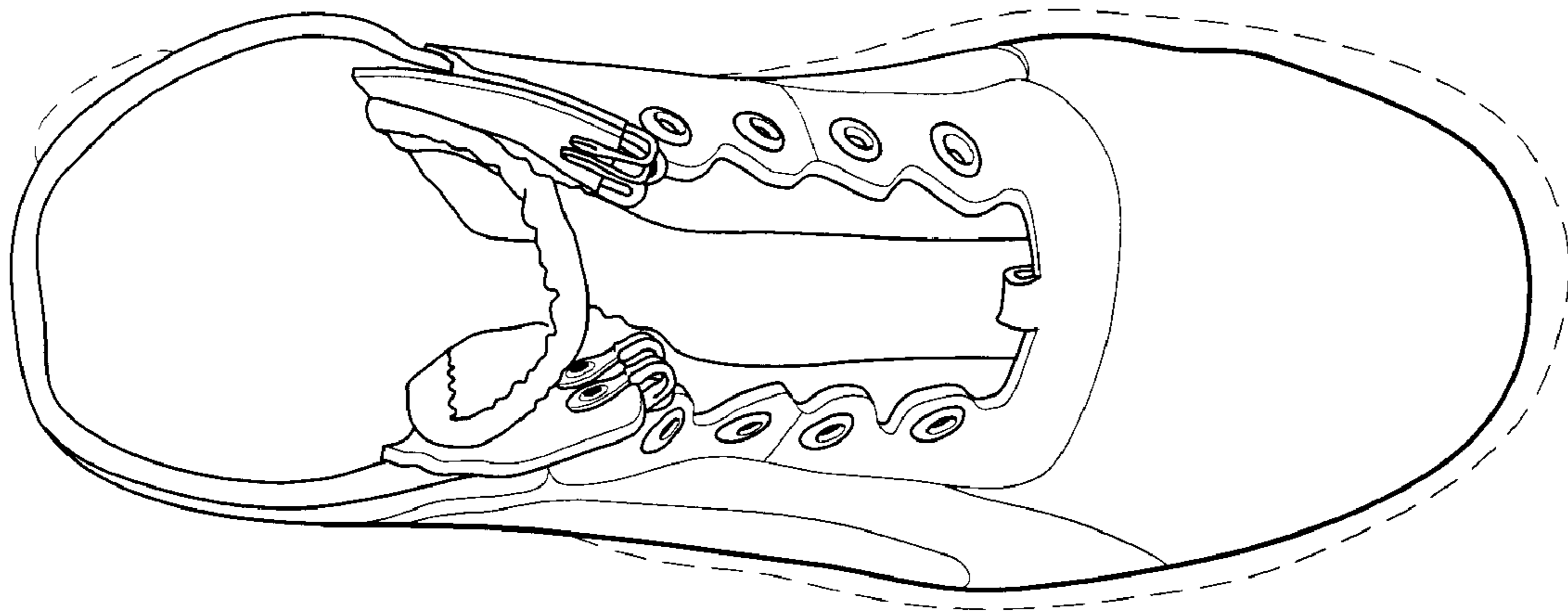


FIG. 6



FIG.7



FIG.8