



US00D594212S

(12) **United States Design Patent**
Schoenborn et al.

(10) **Patent No.:** **US D594,212 S**
(45) **Date of Patent:** **** Jun. 16, 2009**

(54) **FOOTWEAR UPPER**

(75) Inventors: **Mary L. Schoenborn**, Rockford, MI
(US); **Grant A. Urie**, Shelburne, VT
(US)

(73) Assignee: **Wolverine World Wide, Inc.**, Rockford,
MI (US)

(**) Term: **14 Years**

(21) Appl. No.: **29/307,928**

(22) Filed: **May 20, 2008**

(51) **LOC (9) Cl.** **02-99**

(52) **U.S. Cl.** **D2/969**

(58) **Field of Classification Search** D2/896,
D2/902, 906-908, 943, 944, 969, 972-974;
36/45, 50.1, 77 M, 77 R, 83, 88, 113, 114,
36/126-131

See application file for complete search history.

(56) **References Cited**

U.S. PATENT DOCUMENTS

D98,954 S *	3/1936	Morgan	D2/902
D114,918 S *	5/1939	Cairns	D2/902
D382,389 S *	8/1997	Morris	D2/969
D438,698 S	3/2001	Matis et al.		
D440,034 S	4/2001	Matis		
D447,620 S	9/2001	Matis et al.		
D447,859 S	9/2001	Matis et al.		
D452,067 S	12/2001	Matis et al.		
D480,545 S	10/2003	Matis et al.		
D480,551 S	10/2003	Matis et al.		
D486,627 S	2/2004	Rogers et al.		
D503,268 S	3/2005	Belley et al.		
D504,762 S	5/2005	Matis et al.		
D504,763 S	5/2005	Matis et al.		

D511,883 S	11/2005	Matis		
D532,588 S	11/2006	Matis et al.		
D533,987 S	12/2006	Matis et al.		
D545,548 S *	7/2007	Belley et al.	D2/969
D575,493 S *	8/2008	St-Louis	D2/969
D578,290 S *	10/2008	Banik	D2/969

OTHER PUBLICATIONS

Merrell Fall 2007 Catalog, pp. 8,9 and 20.
Merrell Spring 2008 Catalog, pp. 8, 11, 12, 13 and 15.
Merrell Fall 2008 Catalog, p. 14.

* cited by examiner

Primary Examiner—Dominic Simone

(74) *Attorney, Agent, or Firm*—Warner Norcross & Judd LLP

(57) **CLAIM**

The ornamental design for footwear upper, as shown and described.

DESCRIPTION

FIG. 1 is a perspective view of the footwear upper embodying the new design;

FIG. 2 is a top view thereof;

FIG. 3 is a right side view thereof;

FIG. 4 is a left side view thereof;

FIG. 5 is a front view thereof; and,

FIG. 6 is a rear view thereof.

FIGS. 1-6 show features of an article of footwear in phantom lines. These features are shown for environmental purposes and do not form any part of the claimed design. Further, the phantom lines immediately adjacent the solid-line portions of the design form the boundary of the design, with the phantom lines forming no part of the claimed design.

1 Claim, 4 Drawing Sheets

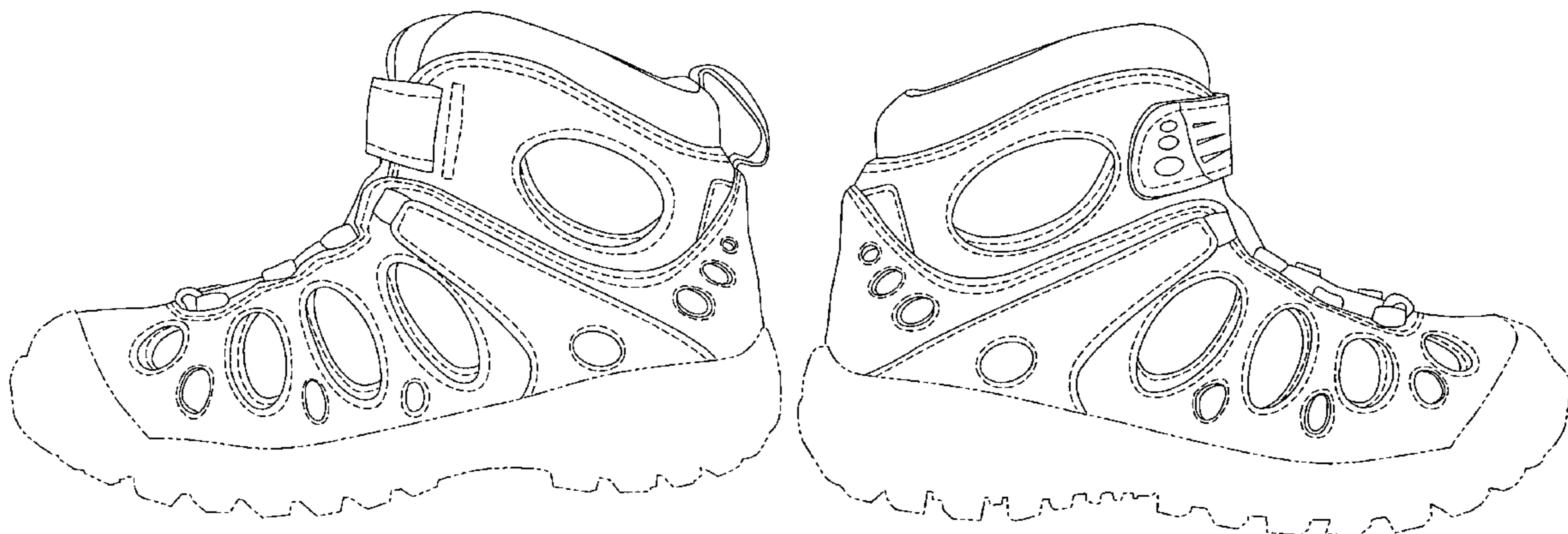




Fig. 1

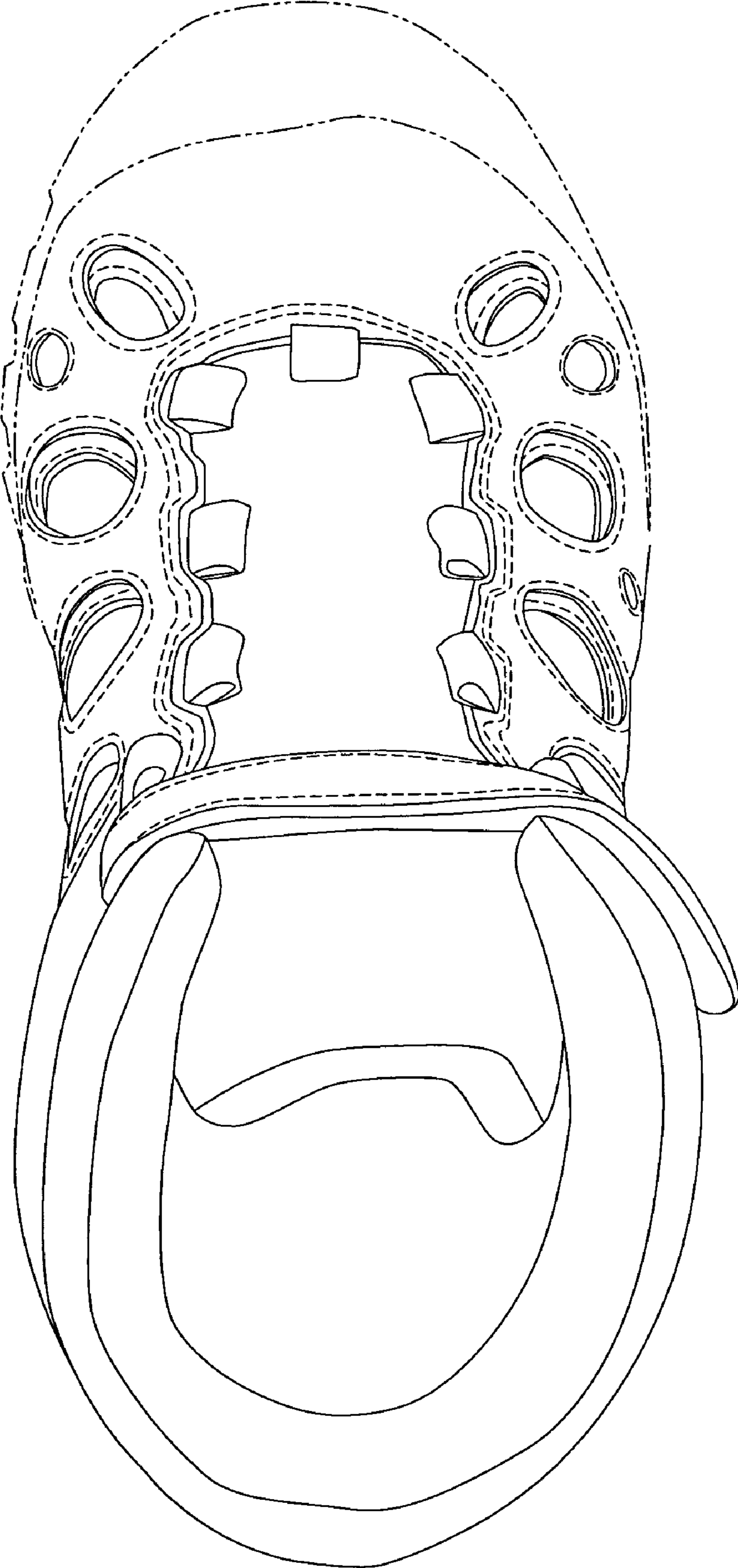


Fig. 2



Fig. 3




Fig. 4

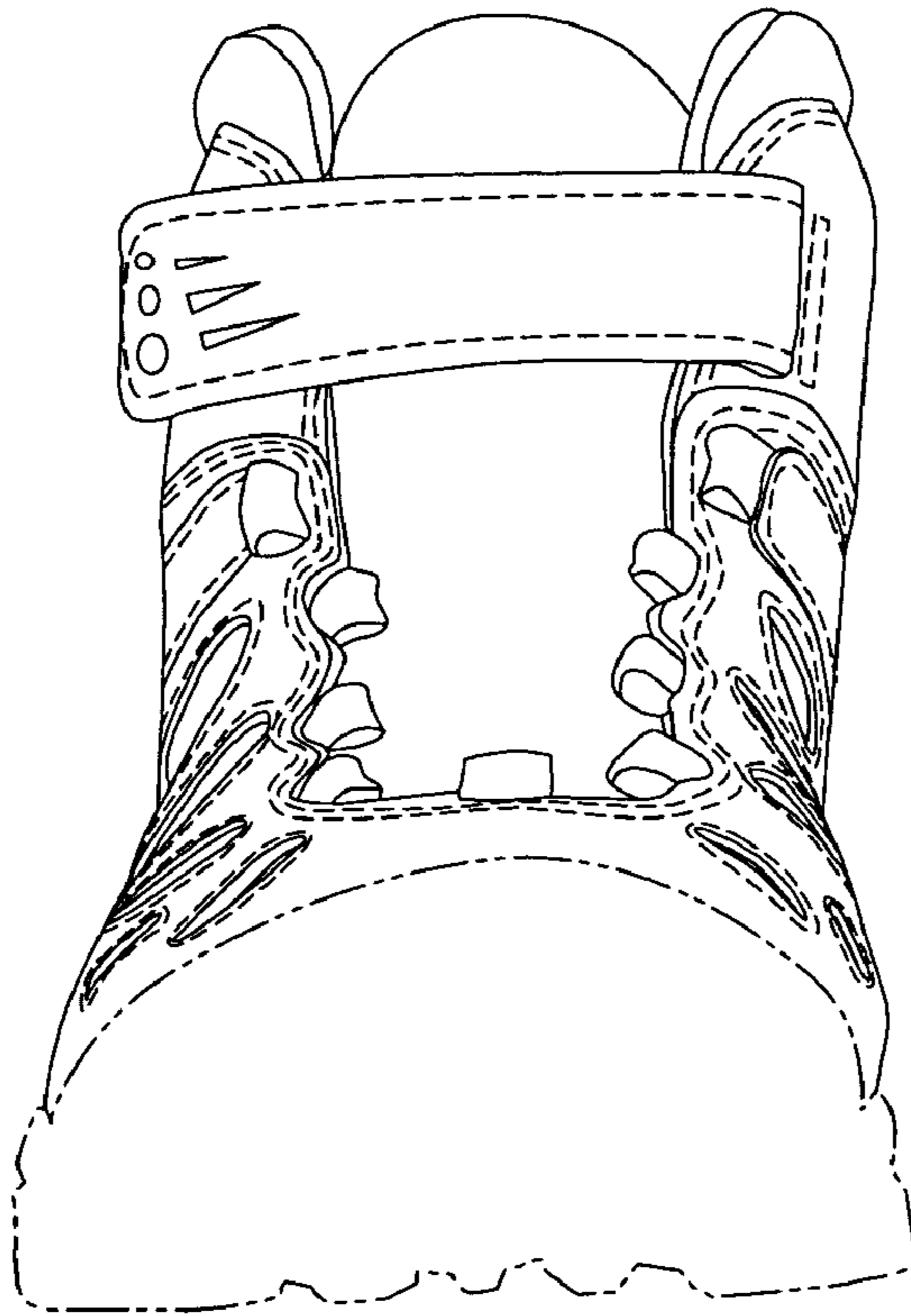


Fig. 5

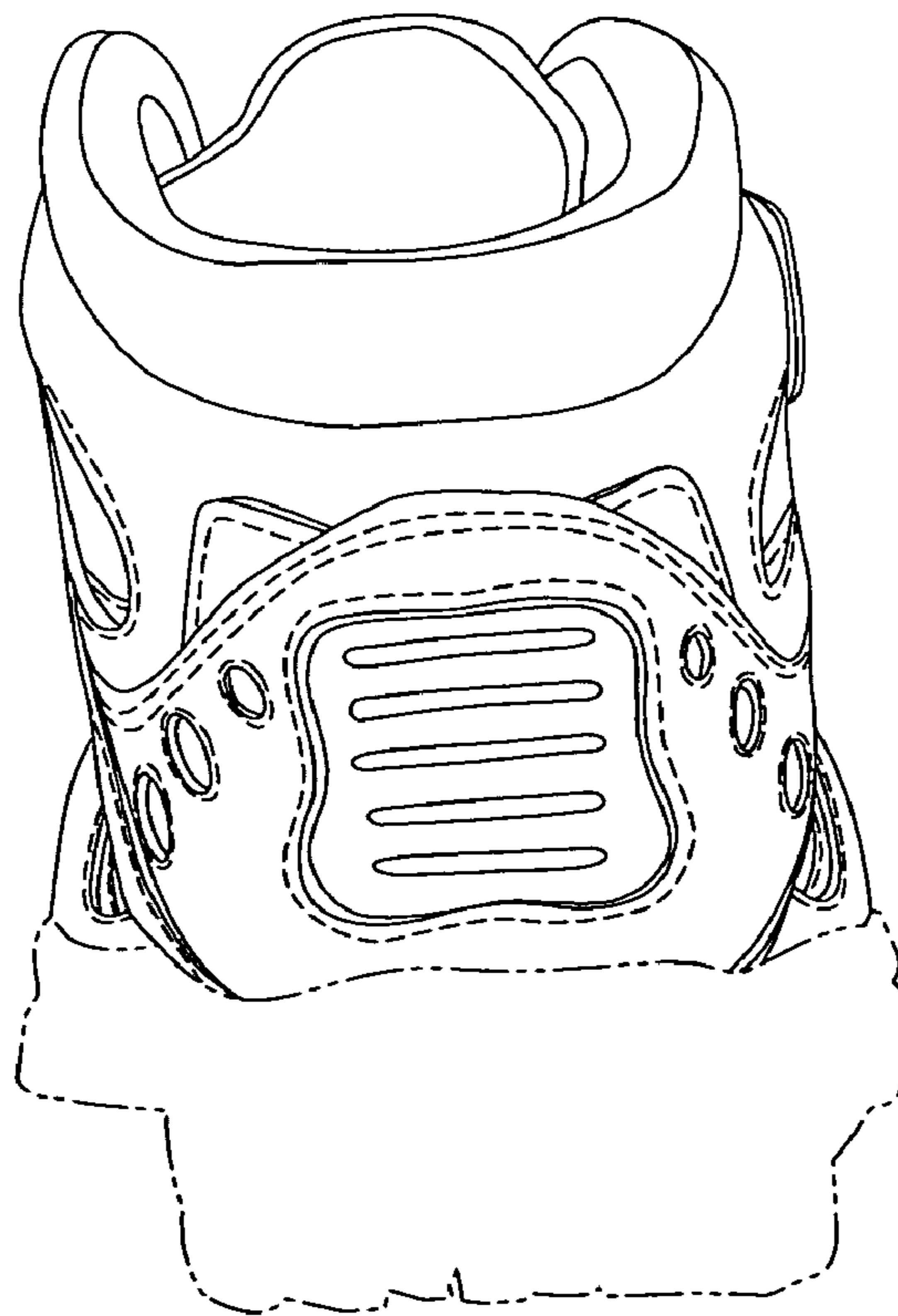


Fig. 6