



US00D594201S

(12) **United States Design Patent**  
**Matis et al.**

(10) **Patent No.:** **US D594,201 S**  
(45) **Date of Patent:** **\*\* Jun. 16, 2009**

(54) **FOOTWEAR UPPER**

D545,544 S 7/2007 Matis et al.

(75) Inventors: **Clark A. Matis**, Charlotte, VT (US);  
**Michael J. Corbett**, Bath (GB)

(73) Assignee: **Wolverine World Wide, Inc.**, Rockford,  
MI (US)

(\*\*) Term: **14 Years**

(21) Appl. No.: **29/293,082**

(22) Filed: **Nov. 7, 2007**

(51) **LOC (9) Cl.** ..... **02-04**

(52) **U.S. Cl.** ..... **D2/969; D2/923**

(58) **Field of Classification Search** ..... D2/896,  
D2/902, 903, 905-908, 923, 925, 926, 969,  
D2/971; 36/45, 1, 83, 113, 114, 9 R  
See application file for complete search history.

(56) **References Cited**

**U.S. PATENT DOCUMENTS**

D173,980 S *	2/1955	Evins	.....	D2/971
D336,767 S *	6/1993	Hatfield et al.	.....	D2/969
D424,291 S *	5/2000	Matis	.....	D2/969
D424,795 S *	5/2000	Matis	.....	D2/969
D424,796 S *	5/2000	Matis	.....	D2/969
D435,959 S *	1/2001	Akhidime	.....	D2/969
D446,385 S *	8/2001	MacLeod	.....	D2/969
D447,328 S *	9/2001	Duclos	.....	D2/969
D458,442 S *	6/2002	Matis	.....	D2/969
D481,856 S *	11/2003	Belley et al.	.....	D2/969
D487,621 S *	3/2004	Robbins	.....	D2/969
D500,194 S	12/2004	Matis		
D500,404 S	1/2005	Robbins		
D504,011 S	4/2005	Robbins et al.		
D513,360 S	1/2006	Robbins et al.		
D514,785 S	2/2006	Schoenborn et al.		
D545,540 S *	7/2007	Matis	.....	D2/969

**OTHER PUBLICATIONS**

Merrell Spring 2007 Catalog, p. 103.  
Merrell Fall 2007 Catalog, p. 79.  
Merrell Spring 2006 Catalog, pp. 54, 55 and 58.  
Merrell Fall 2003 Catalog, pp. 23 and 24.  
Coleman Fall 2000 Catalog, p. 8.  
Hush Puppies Women's Fall 1999 Catalog, pp. 3, 4 and 5.  
Hush Puppies Spring 2008 Catalog, pp. 18, 20 and 21.  
Merrell Spring 2008 Catalog, p. 84.

\* cited by examiner

*Primary Examiner*—Dominic Simone

(74) *Attorney, Agent, or Firm*—Warner Norcross & Judd LLP

(57) **CLAIM**

The ornamental design for footwear upper, as shown and described.

**DESCRIPTION**

FIG. 1 is a perspective view of the footwear upper embodying the new design;

FIG. 2 is a top view thereof;

FIG. 3 is a right side view thereof;

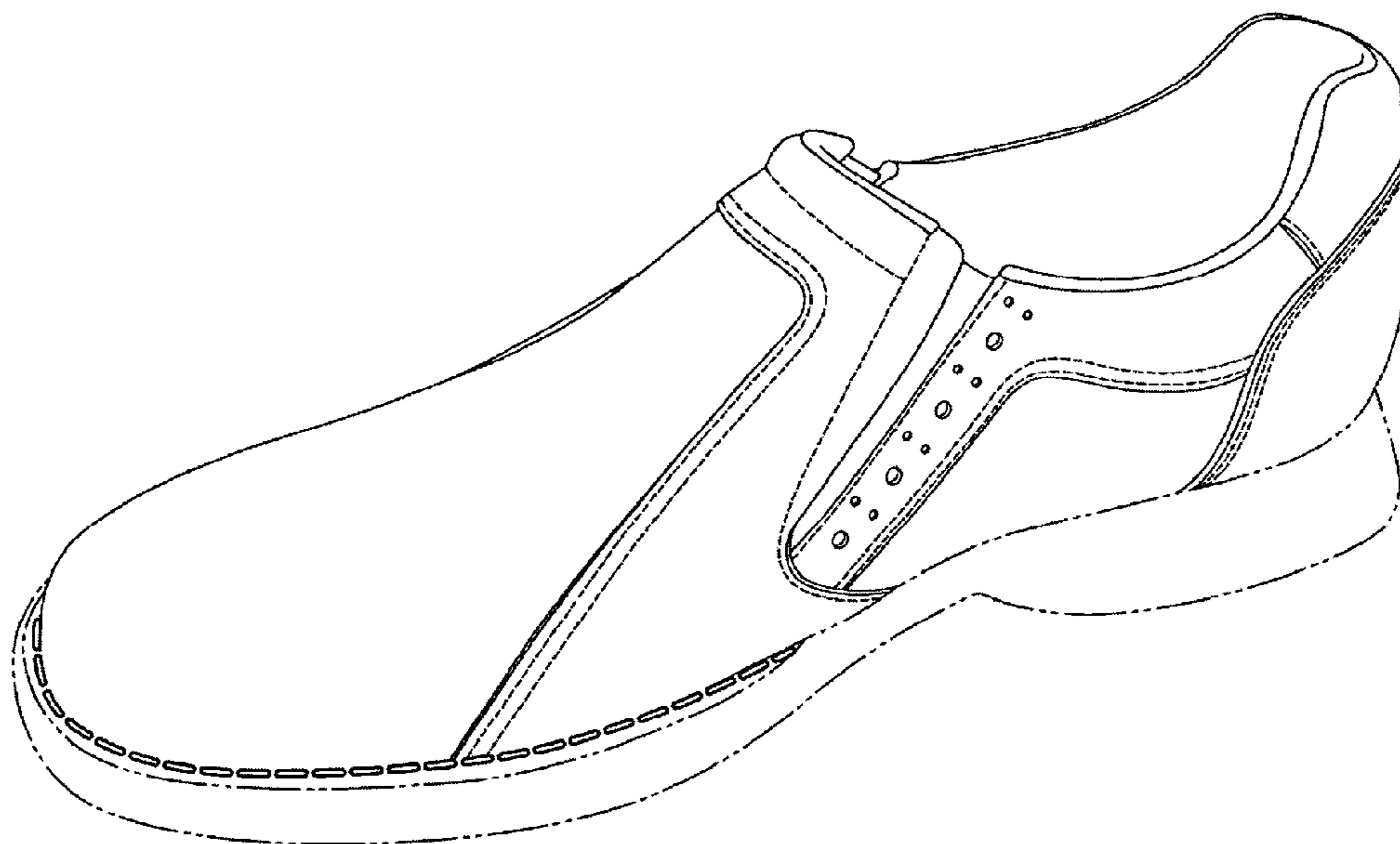
FIG. 4 is a left side view thereof;

FIG. 5 is a front view thereof; and,

FIG. 6 is a rear view thereof.

FIGS. 1-6 show features of an article of footwear in phantom lines. These features are shown for environmental purposes and do not form any part of the claimed design. Further, the phantom lines immediately adjacent the solid-line portions of the design form the boundary of the design, with the phantom lines forming no part of the claimed design.

**1 Claim, 4 Drawing Sheets**



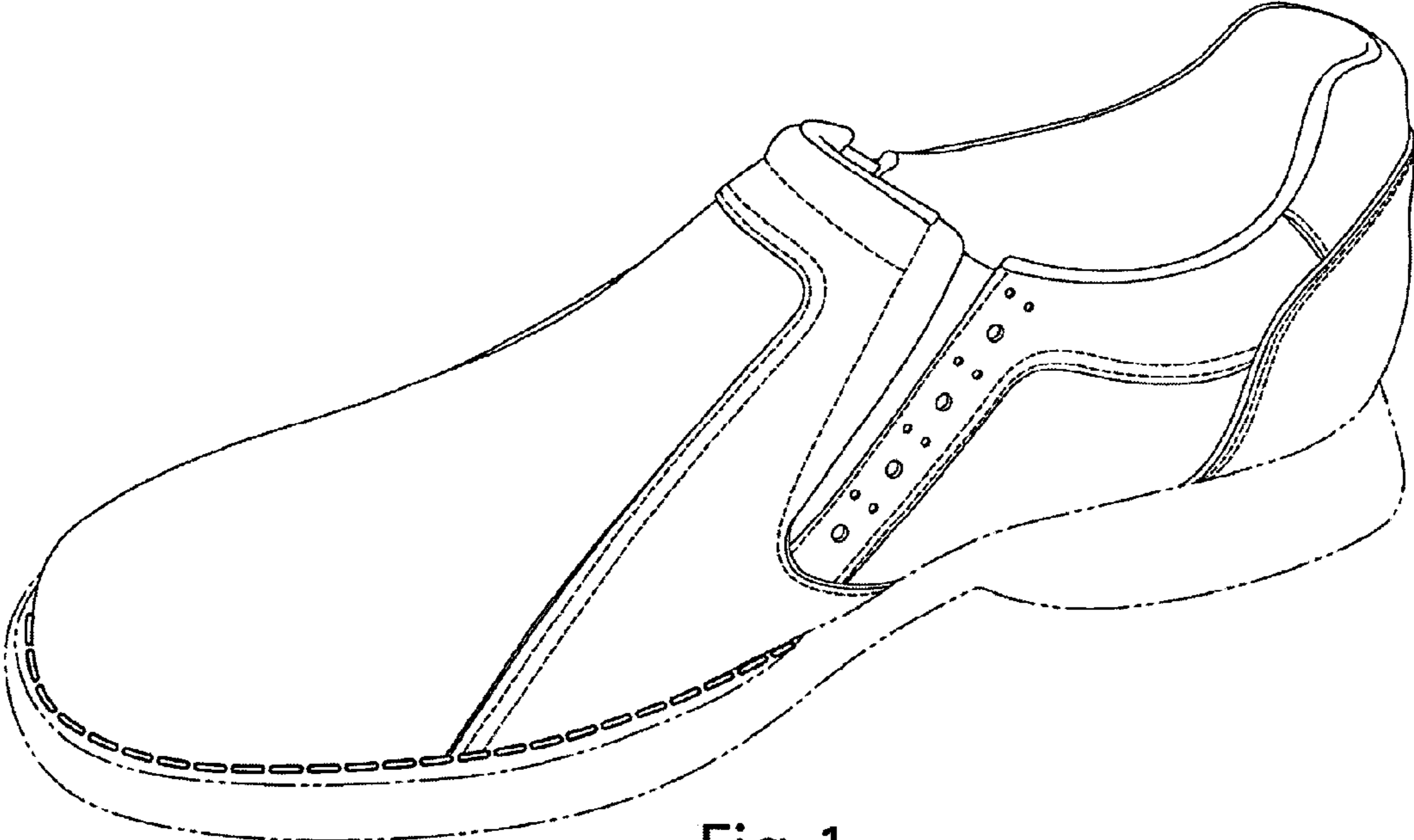


Fig. 1

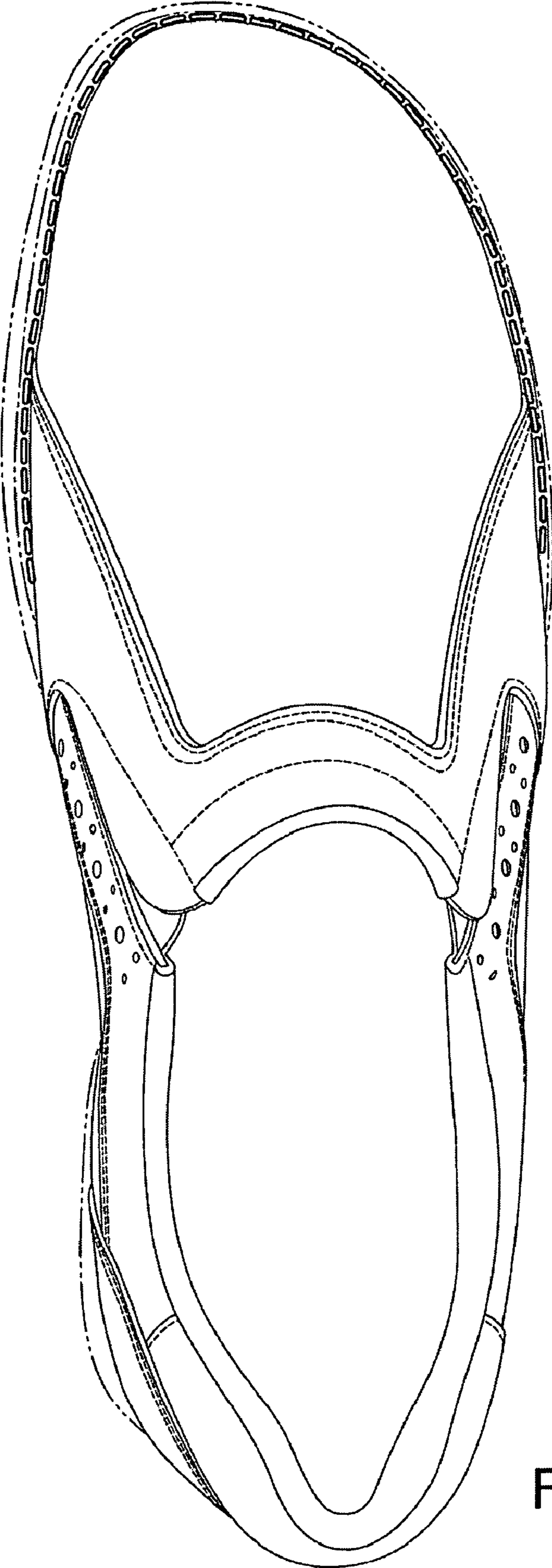


Fig. 2

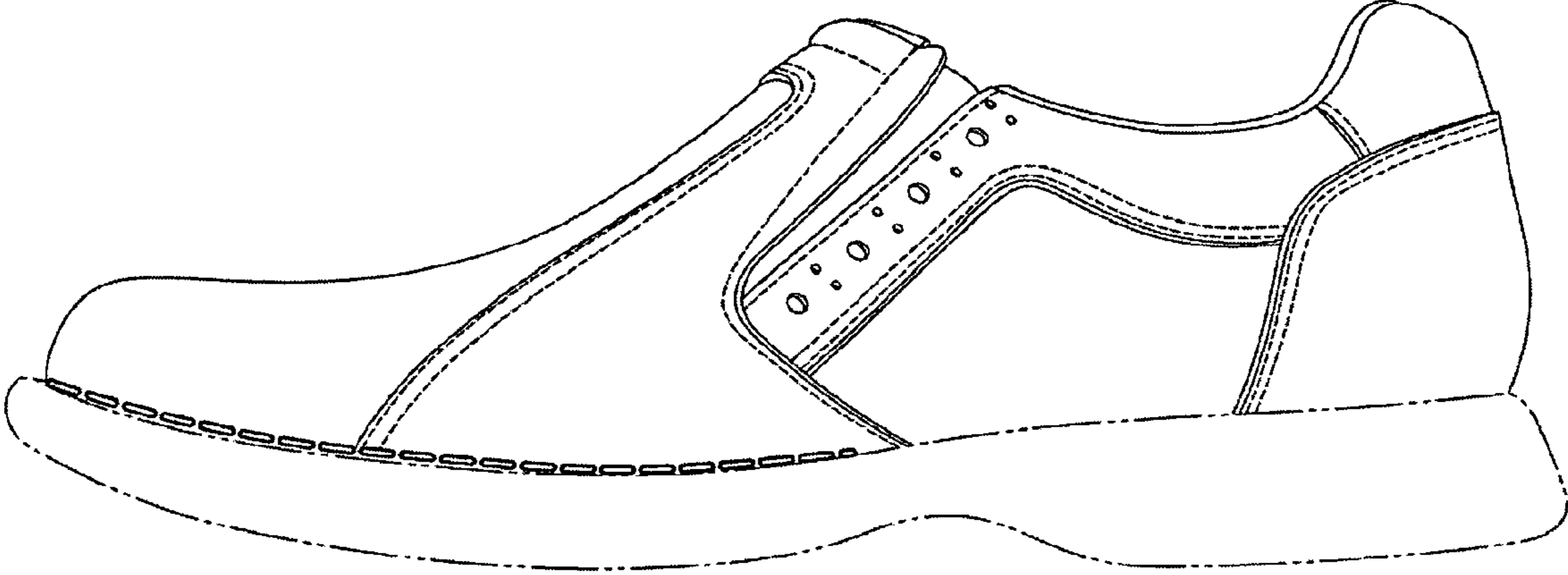


Fig. 3




Fig. 4

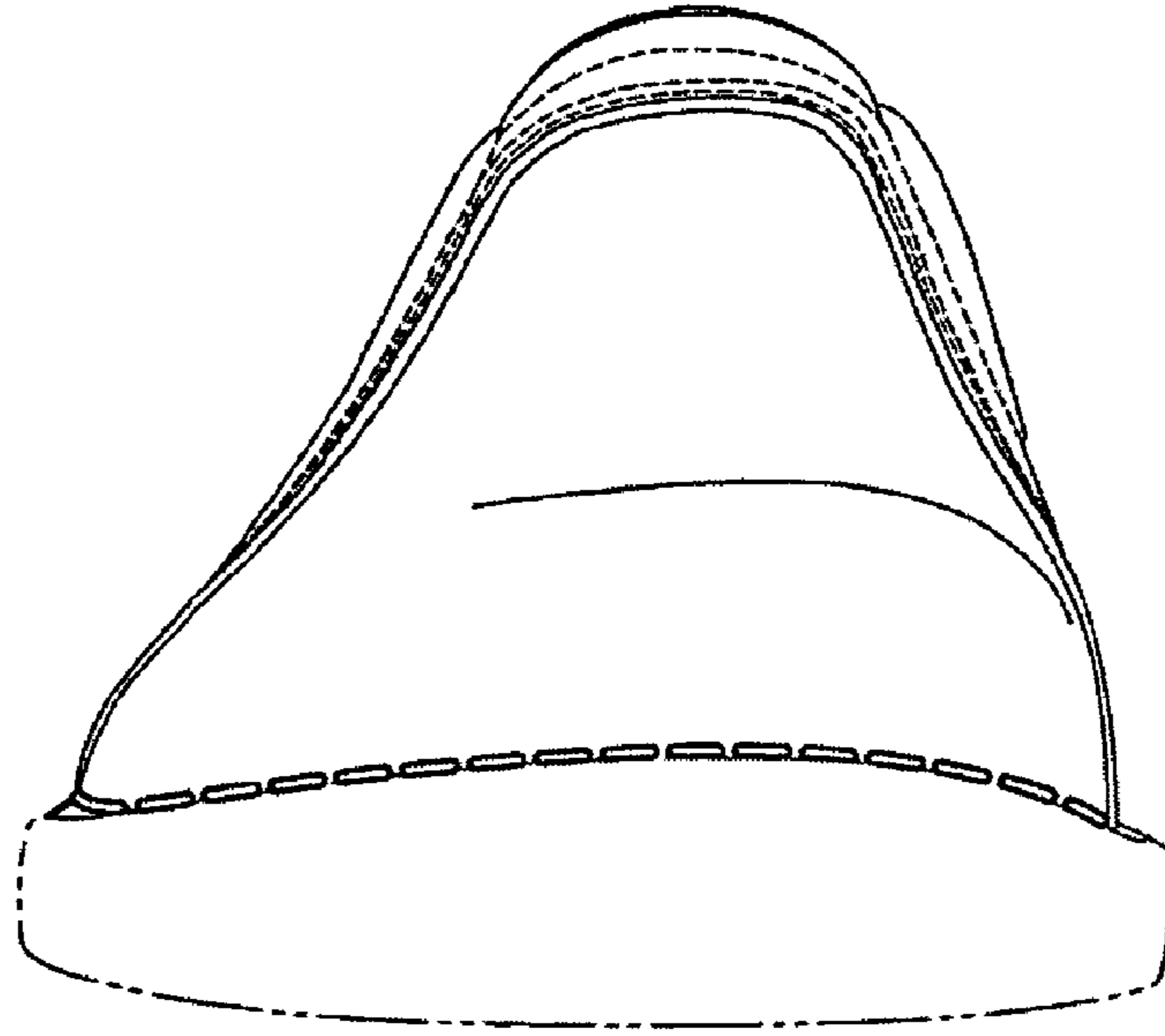


Fig. 5

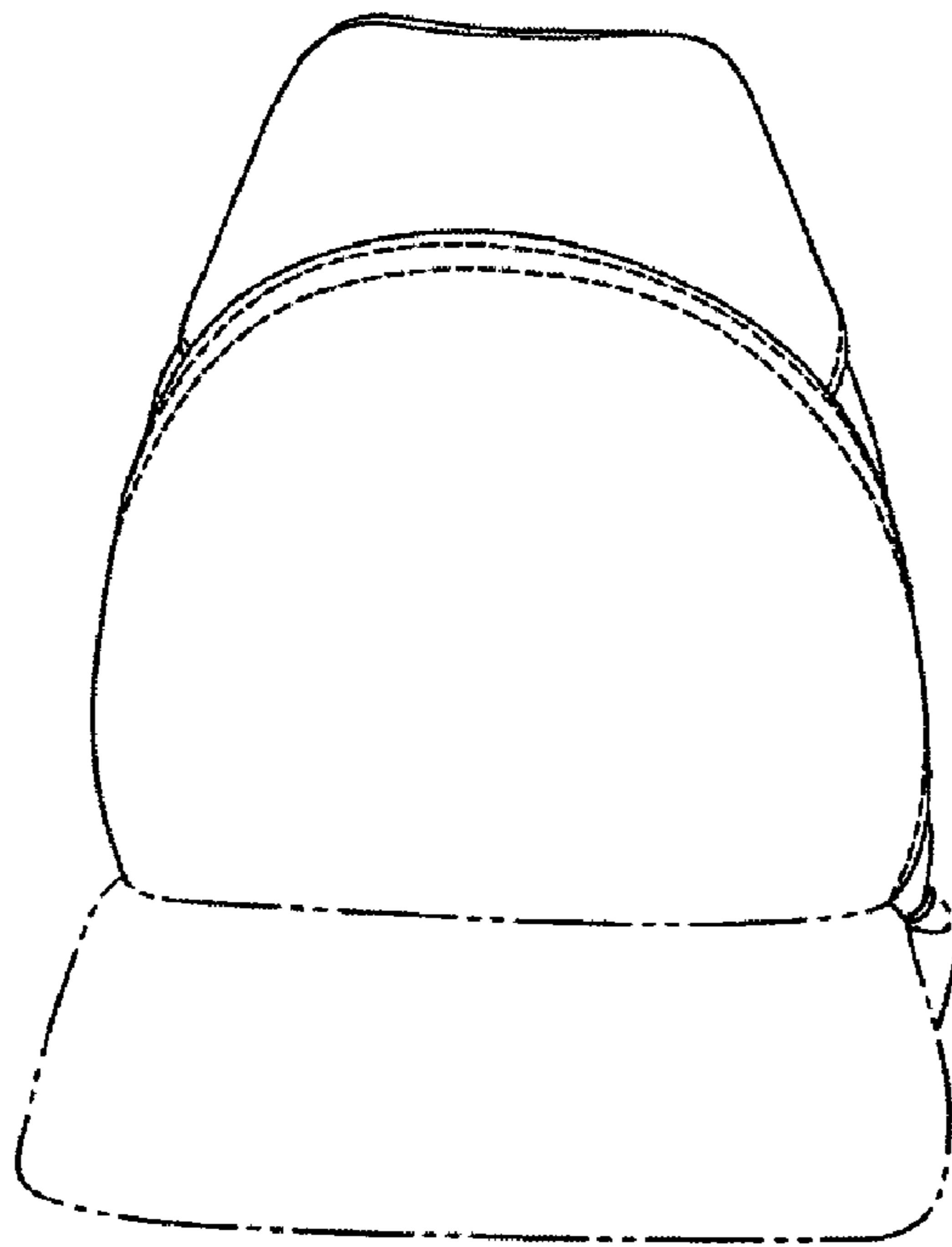


Fig. 6