



US00D594196S

(12) **United States Design Patent**
Recchi

(10) **Patent No.:** **US D594,196 S**
(45) **Date of Patent:** **** Jun. 16, 2009**

(54) **SHOE SOLE**

(75) Inventor: **Mark Recchi**, Lancaster, OH (US)

(73) Assignee: **Rocky Brands, Inc.**, Nelsonville, OH (US)

(**) Term: **14 Years**

(21) Appl. No.: **29/325,537**

(22) Filed: **Oct. 2, 2008**

(51) **LOC (9) Cl.** **02-04**

(52) **U.S. Cl.** **D2/960; D2/951; D2/953**

(58) **Field of Classification Search** D2/902,
D2/947, 951, 952, 953, 954, 956, 957, 958,
D2/959, 960; 36/103, 3 B, 22 R, 25 R, 32 R,
36/59 C, 67 A; D5/32, 37

See application file for complete search history.

(56) **References Cited**

U.S. PATENT DOCUMENTS

796,930	A *	8/1905	Pratt	36/59 B
D106,676	S *	10/1937	Richards	D2/910
2,518,649	A *	8/1950	Tydings et al.	36/144
3,875,689	A *	4/1975	Frau Tomas	36/32 R
3,936,956	A *	2/1976	Famolare, Jr.	36/32 R
D265,690	S *	8/1982	Famolare, Jr.	D2/950
D266,798	S *	11/1982	Famolare, Jr.	D2/950
D343,051	S *	1/1994	Bramani	D2/957
D387,546	S *	12/1997	Pearce	D2/951
D398,440	S *	9/1998	Rowland	D2/951
D405,944	S *	2/1999	Sessa	D2/959
6,631,568	B2 *	10/2003	Howlett et al.	36/43
D482,851	S *	12/2003	McClaskie	D2/956
D495,477	S *	9/2004	McClaskie	D2/956
D498,041	S *	11/2004	McClaskie	D2/956
D499,238	S *	12/2004	Romero-Sanchez	D2/951

D499,534	S *	12/2004	McClaskie	D2/951
D501,293	S *	2/2005	Bizzo	D2/949
D533,991	S *	12/2006	Amado et al.	D2/977
D534,344	S *	1/2007	Amado et al.	D2/977
D553,335	S *	10/2007	Amado et al.	D2/956
D561,435	S *	2/2008	McClaskie	D2/956
D568,593	S *	5/2008	Chen	D2/953
D576,394	S *	9/2008	Heller	D2/951
2002/0166261	A1 *	11/2002	Safdeye et al.	36/59 R

* cited by examiner

Primary Examiner—Celia A Murphy

(74) *Attorney, Agent, or Firm*—Porter, Wright, Morris & Arthur, LLP

(57) **CLAIM**

The ornamental design for a shoe sole, as shown and described.

DESCRIPTION

FIG. 1 is a perspective view of a shoe sole according to my new design;

FIG. 2 is a front elevational view thereof;

FIG. 3 is a right side elevational view thereof;

FIG. 4 is a rear elevational view thereof;

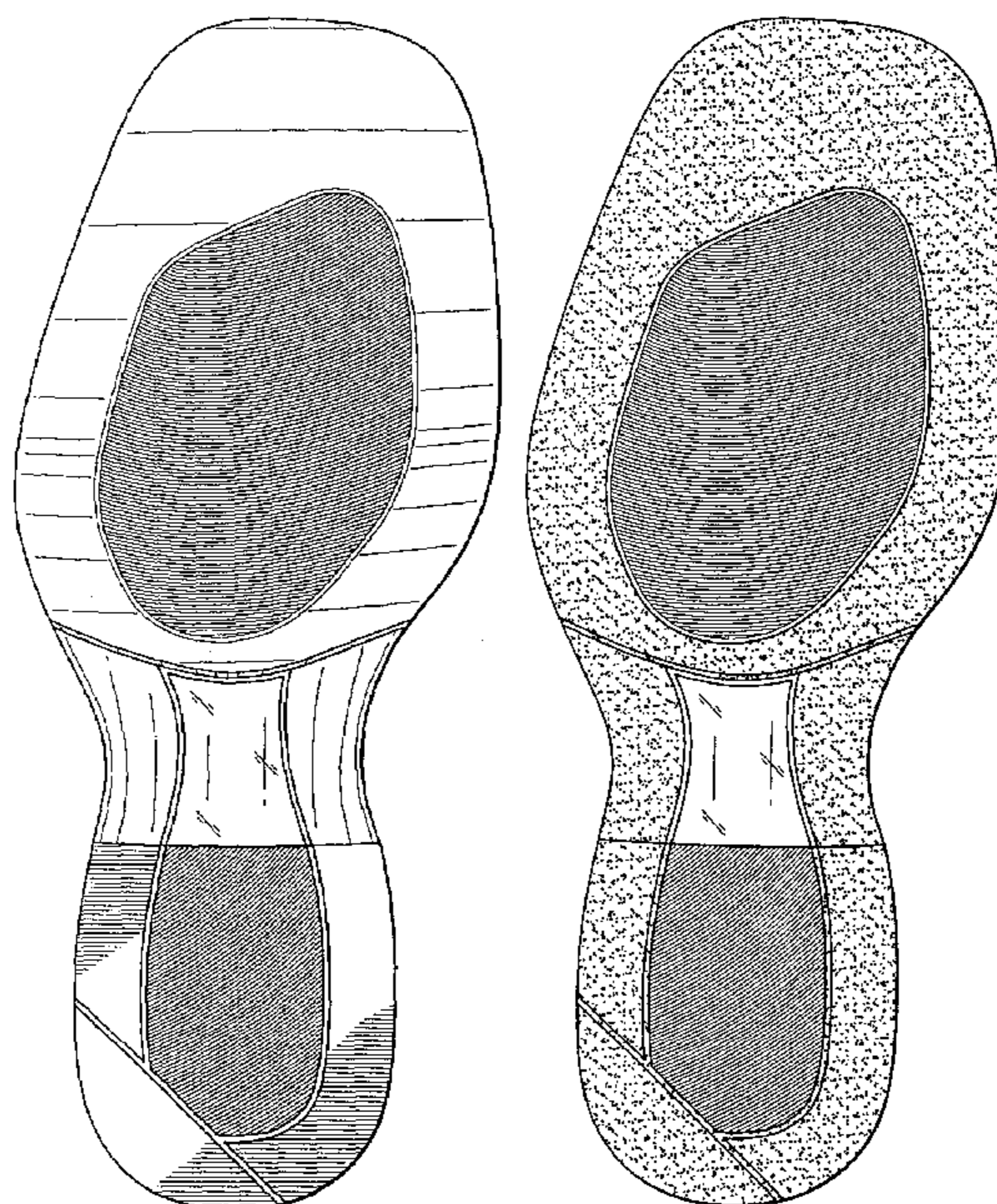
FIG. 5 is a left side elevational view thereof;

FIG. 6 is a bottom plan view thereof; and,

FIG. 7 is a bottom plan view of an alternative embodiment of the shoe sole according to the present invention, the appearance of the shoe sole being identical to the first embodiment except for an indication of surface contrast.

The uppermost broken line in FIGS. 1 through 4 define the boundary of the design; the broken lines and the areas within them, forming no part of the claim.

1 Claim, 5 Drawing Sheets



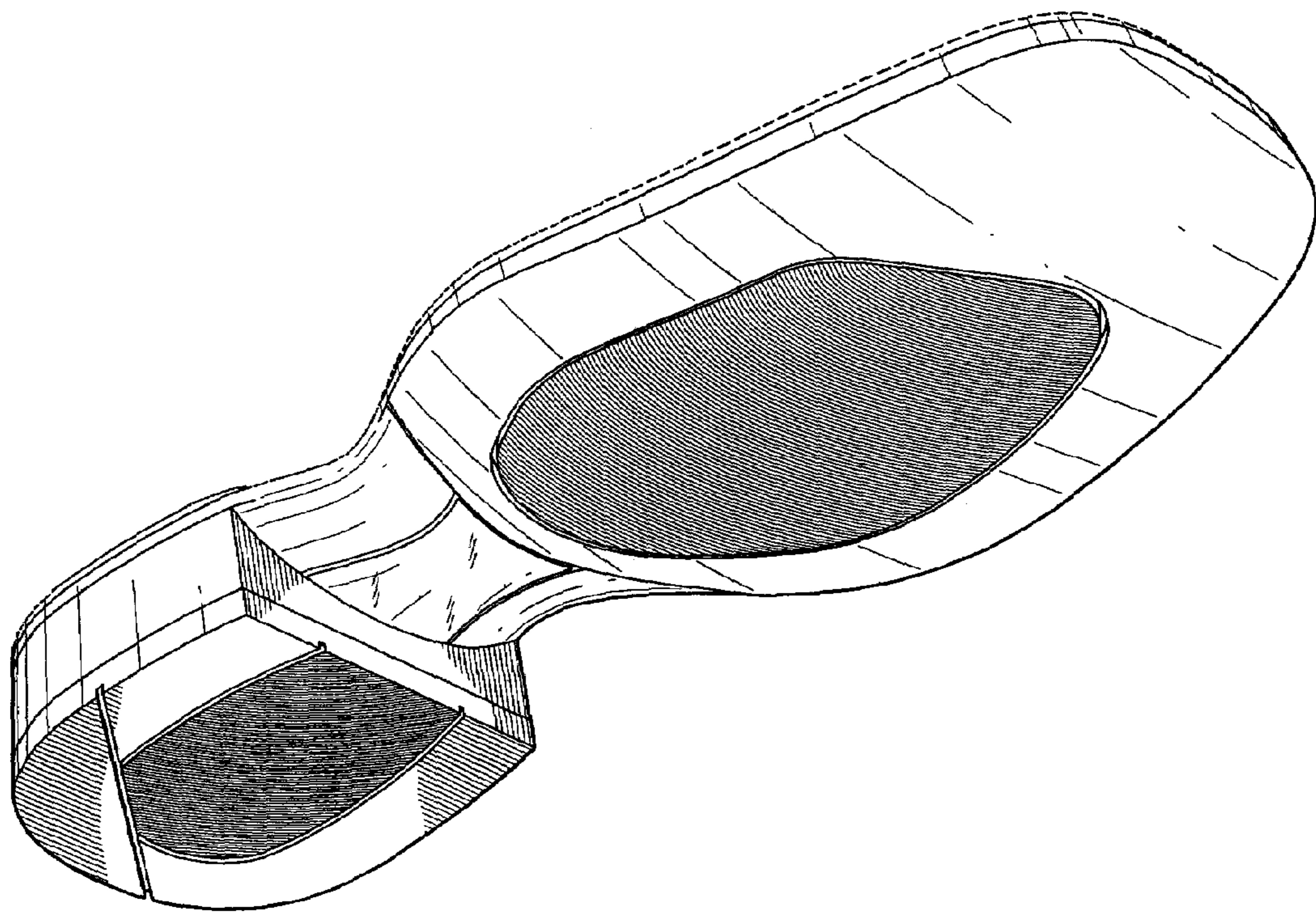


FIG. 1

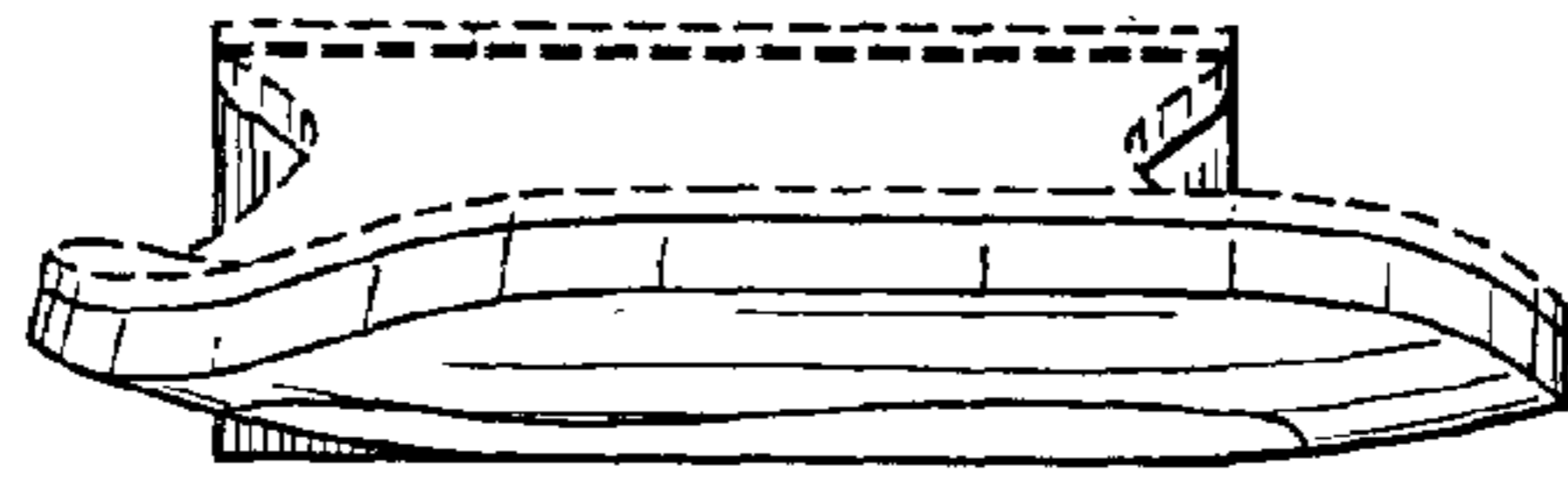


FIG. 2

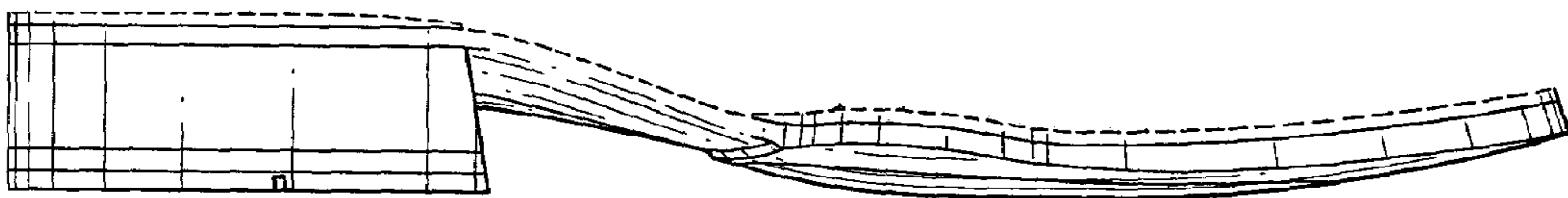


FIG. 3

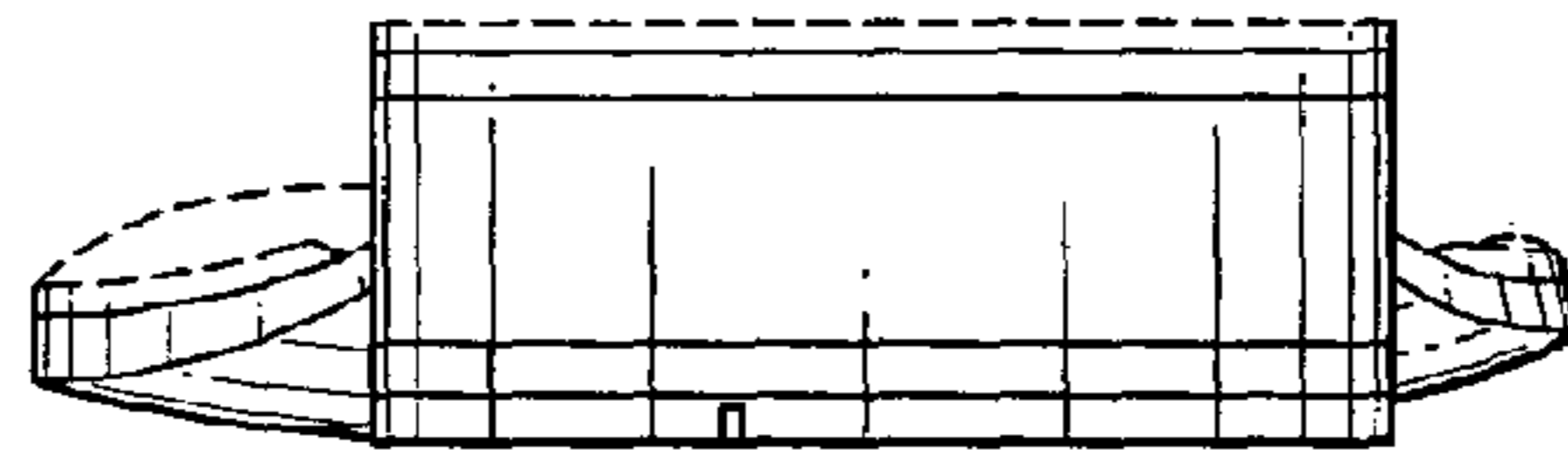


FIG. 4

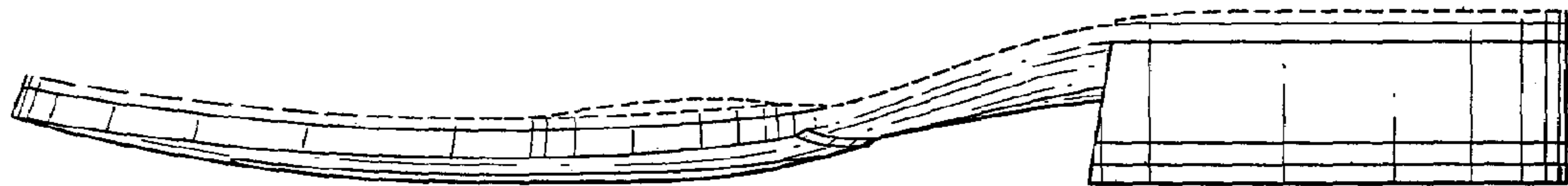


FIG. 5

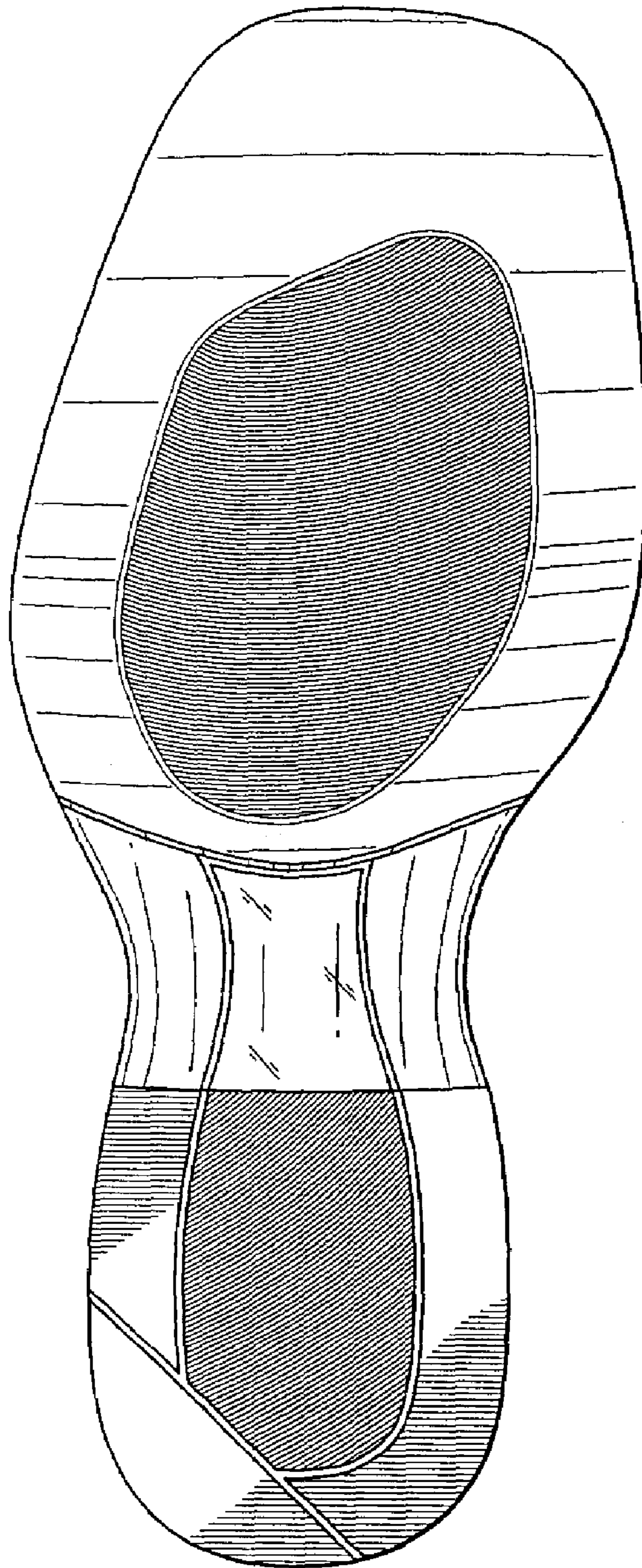


FIG. 6

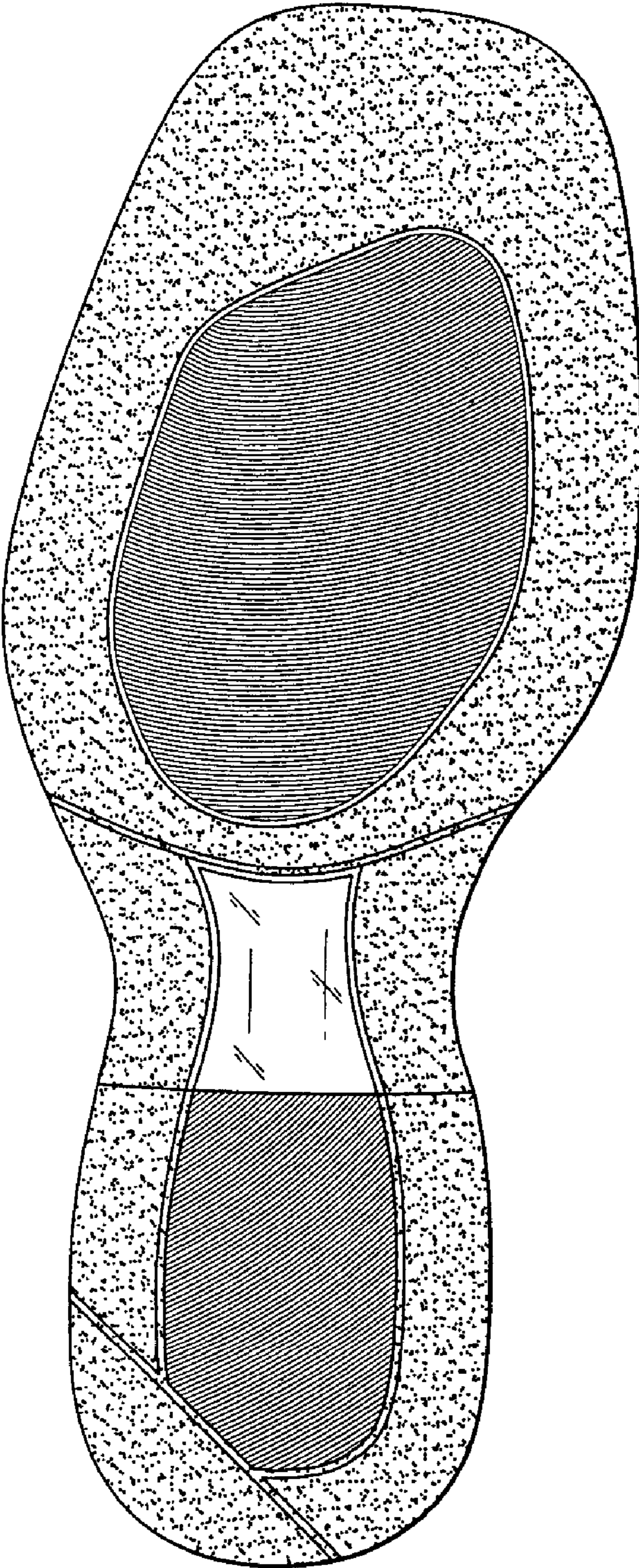


FIG. 7