



US00D594193S

(12) **United States Design Patent**
Duffy

(10) **Patent No.:** **US D594,193 S**
(45) **Date of Patent:** **** Jun. 16, 2009**

- (54) **FOOTWEAR SOLE**
- (75) Inventor: **Gregg Duffy**, Essex Junction, VT (US)
- (73) Assignee: **Wolverine World Wide, Inc.**, Rockford, MI (US)
- (**) Term: **14 Years**
- (21) Appl. No.: **29/312,637**
- (22) Filed: **Nov. 3, 2008**
- (51) **LOC (9) Cl.** **02-24**
- (52) **U.S. Cl.** **D2/954; D2/951; D2/953; D2/960**
- (58) **Field of Classification Search** D2/902, D2/947, 951, 952, 953, 954, 955, 956, 957, D2/959, 960, 962; 36/117.3, 126, 127, 134, 36/7.7, 7.6, 59 C, 59 A, 67 A, 25 R
See application file for complete search history.

- D566,935 S * 4/2008 Matis et al. D2/956
- D566,936 S * 4/2008 Schoenborn et al. D2/956
- D580,142 S * 11/2008 Duffy D2/955

OTHER PUBLICATIONS

- CAT Footwear 1997 Catalog, p. 37.
- Merrell Sandals Spring, Summer 1996 Catalog, p. 4.
- Hy-Test 1998 Catalog, p. 69.
- Merrell Performance Footwear Spring 2000 Catalog, p. 41.
- Harley Davidson 2000 Catalog, p. 33.
- Patagonia Spring 2007 Catalog, p. 18.
- CAT Winter 2007 Catalog, p. 3.
- Hy-Test 2007 Catalog, p. 73.
- Bates 2007 Catalog, p. 20.
- Wolverine 2000 Catalog, Rubber Section, p. 1.

* cited by examiner

Primary Examiner—Celia A Murphy
(74) *Attorney, Agent, or Firm*—Warner Norcross & Judd LLP

(57) **CLAIM**

The ornamental design for footwear sole, as shown and described.

(56) **References Cited**

U.S. PATENT DOCUMENTS

- 1,559,450 A * 10/1925 Oakley 36/59 C
- 4,083,125 A * 4/1978 Benseler et al. 36/32 R
- D298,483 S * 11/1988 Liggett et al. D2/954
- D303,996 S * 10/1989 Feller D2/955
- D447,616 S * 9/2001 Bandini et al. D2/954
- D456,982 S * 5/2002 Rogers D2/957
- 6,748,675 B2 * 6/2004 Sato 36/30 R
- D502,595 S 3/2005 Sonnergren
- D504,758 S * 5/2005 Sonnergren D2/955
- D509,048 S * 9/2005 Sonnergren D2/956
- D546,034 S * 7/2007 Matis et al. D2/956
- D546,035 S * 7/2007 Belley et al. D2/956
- D547,036 S * 7/2007 Schoenborn et al. D2/956
- D549,937 S * 9/2007 Matis et al. D2/956
- D549,938 S * 9/2007 Belley et al. D2/956
- D549,939 S * 9/2007 Schoenborn et al. D2/956
- D554,336 S * 11/2007 Schoenborn et al. D2/956
- D561,440 S 2/2008 Andersen et al.
- D563,085 S 3/2008 Matis

DESCRIPTION

FIG. 1 is a perspective view of the footwear sole embodying the new design;

FIG. 2 is a bottom view thereof;

FIG. 3 is a right side view thereof;

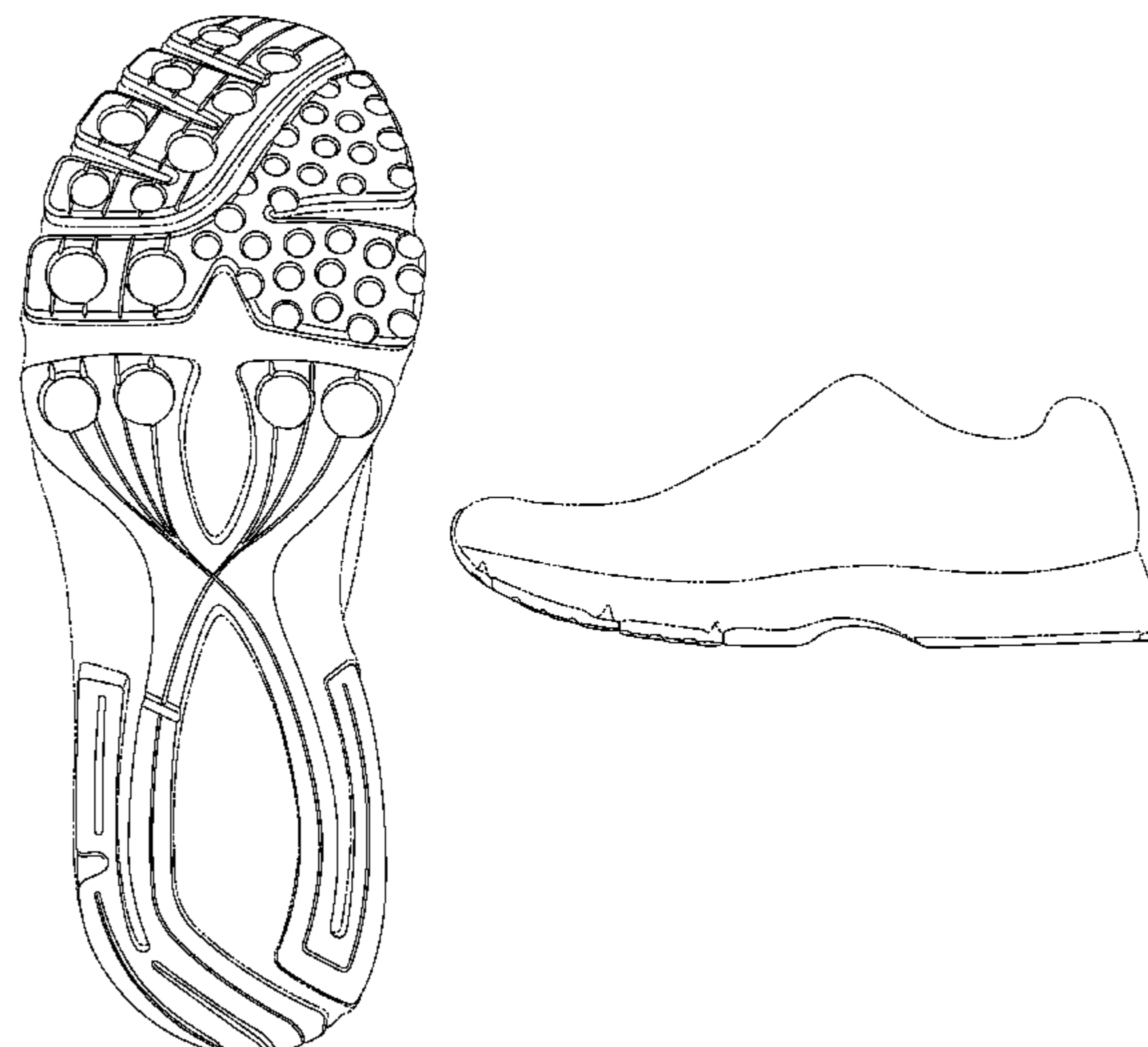
FIG. 4 is a left side view thereof;

FIG. 5 is a front view thereof; and,

FIG. 6 is a rear view thereof.

FIGS. 1–6 show features of an article of footwear in phantom lines. These features are shown for environmental purposes and do not form any part of the claimed design. Further, the phantom lines immediately adjacent the solid-line portions of the design form the boundary of the design, with the phantom lines forming no part of the claimed design.

1 Claim, 4 Drawing Sheets



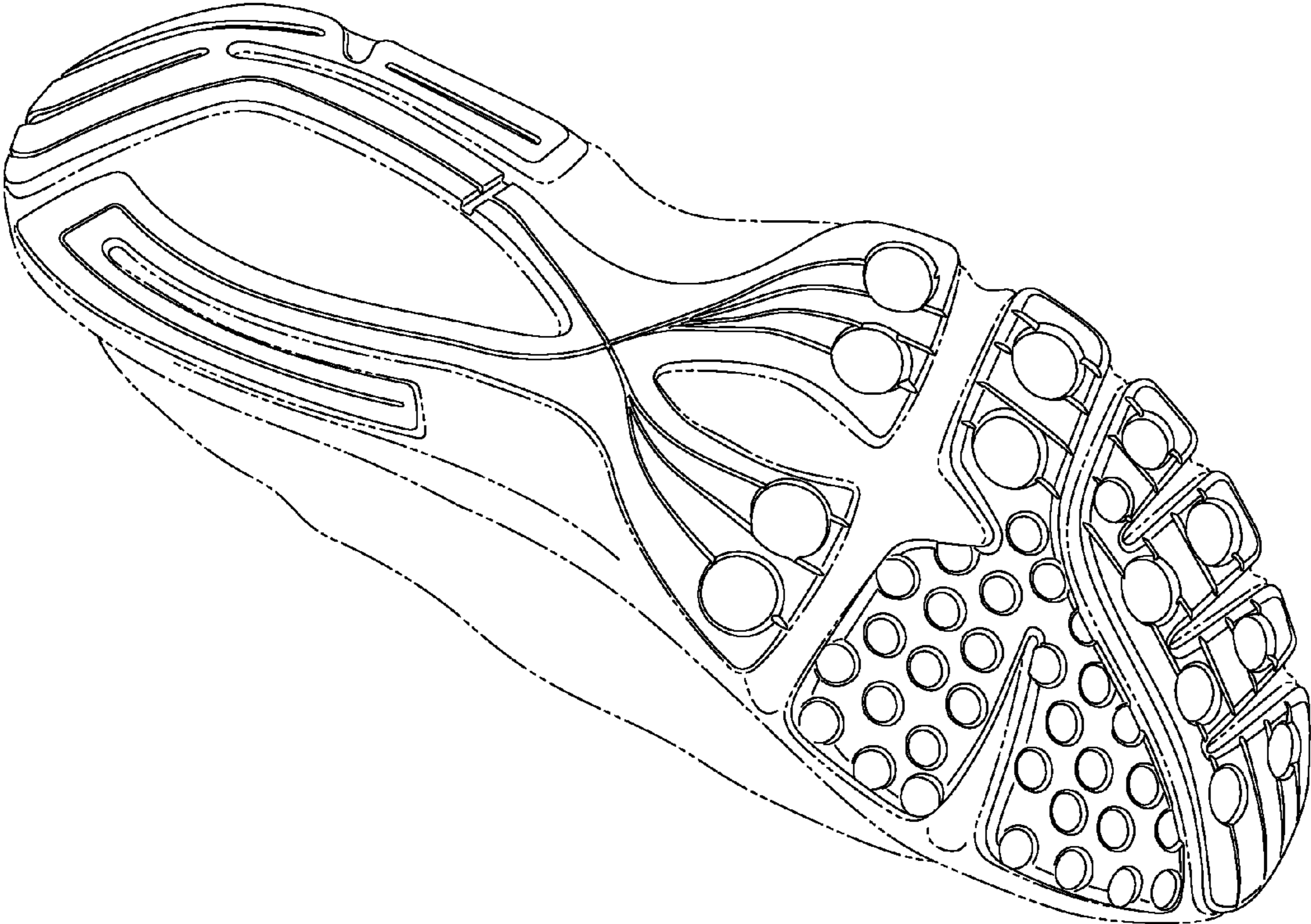


Fig. 1

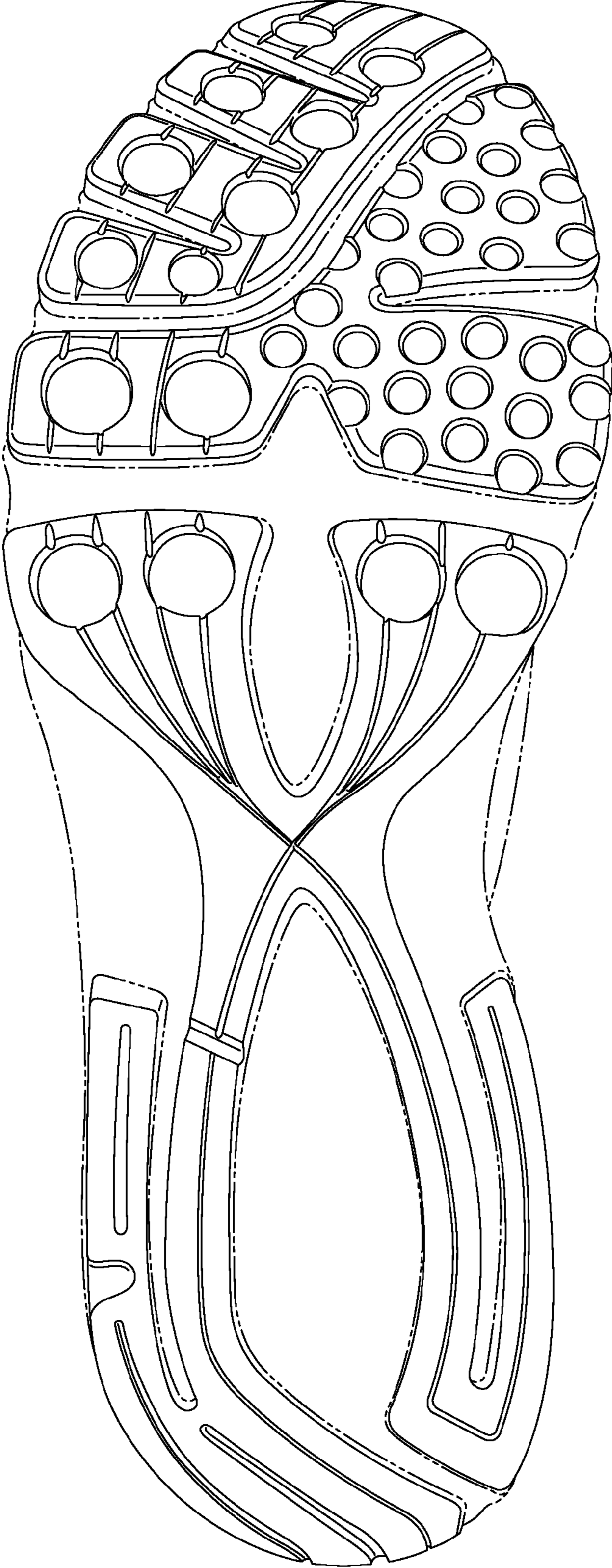


Fig. 2



Fig. 3

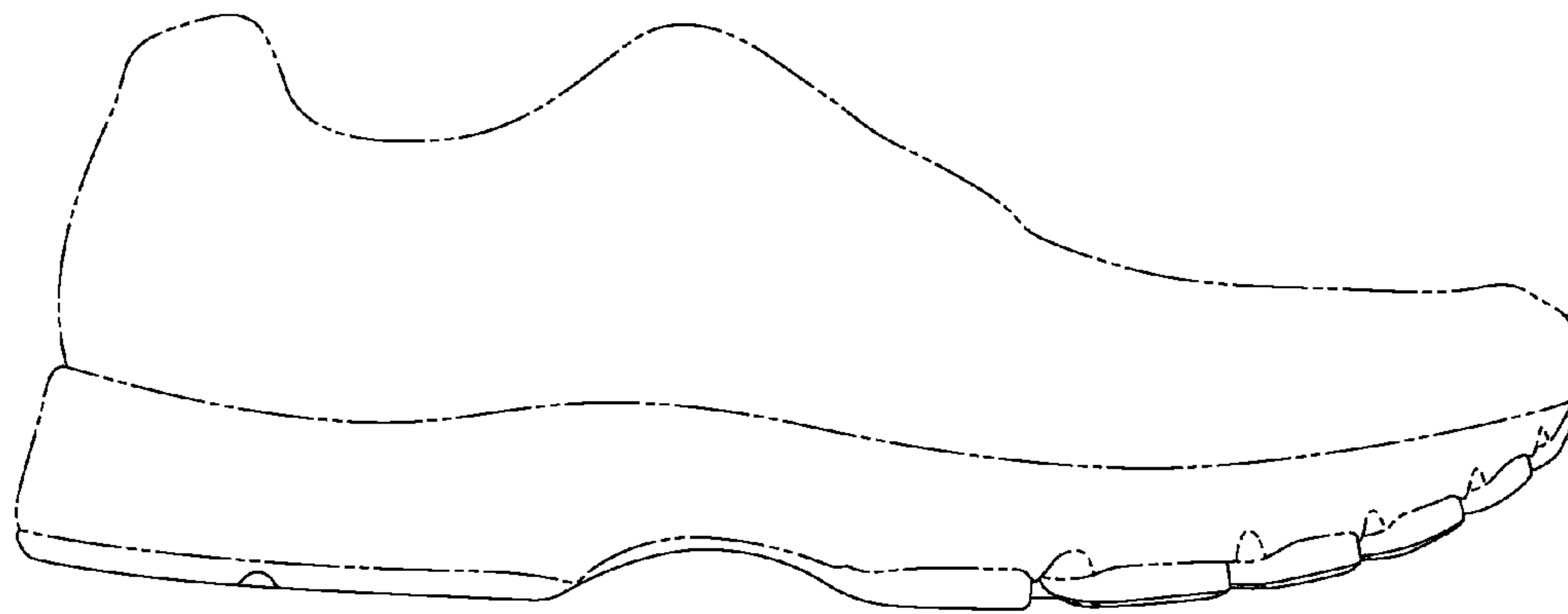


Fig. 4



Fig. 5

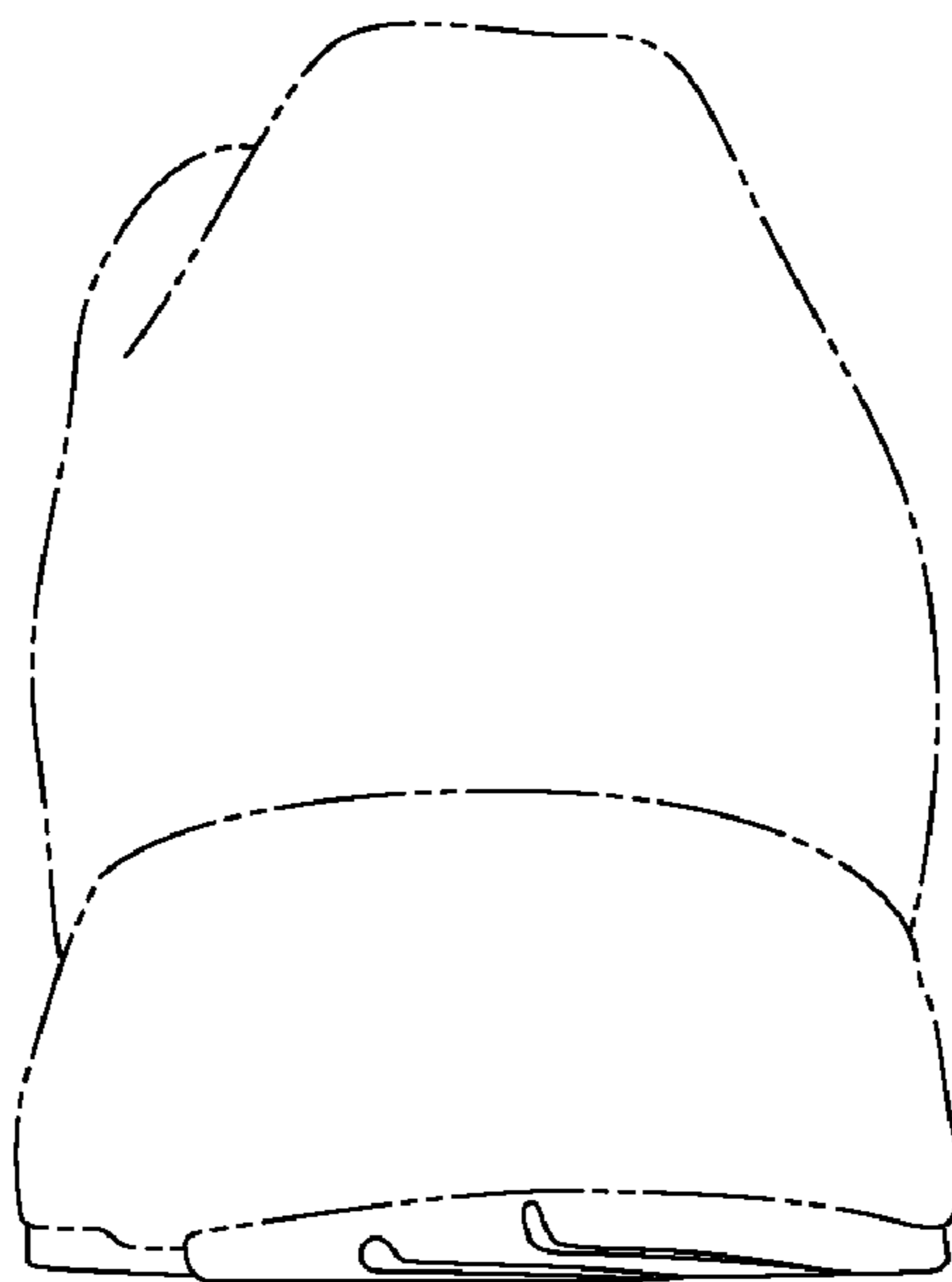


Fig. 6