



US00D594192S

(12) **United States Design Patent**  
**Issler**

(10) **Patent No.:** **US D594,192 S**  
(45) **Date of Patent:** **\*\* Jun. 16, 2009**

(54) **SHOE OUTSOLE**  
(75) Inventor: **David C. Issler**, Andover, MA (US)  
(73) Assignee: **Columbia Insurance Company**,  
Omaha, NE (US)  
(\*\*) Term: **14 Years**  
(21) Appl. No.: **29/326,481**  
(22) Filed: **Oct. 20, 2008**

4,995,174 A 2/1991 Hong et al.  
5,048,203 A 9/1991 Kling  
D326,363 S \* 5/1992 Cooper ..... D5/32  
5,185,944 A 2/1993 Okajima  
D335,953 S 6/1993 Tyng  
D345,453 S 3/1994 Carpenter  
5,499,459 A 3/1996 Tomaro  
D369,234 S \* 4/1996 Fabio ..... D2/952  
5,526,584 A 6/1996 Bleimhofer et al.  
D381,494 S 7/1997 Anderson

(51) **LOC (9) Cl.** ..... **02-04**  
(52) **U.S. Cl.** ..... **D2/952; D2/951; D2/953**  
(58) **Field of Classification Search** ..... D2/902,  
D2/947, 951, 952, 953, 954, 956, 957, 958,  
D2/960; 36/103, 3 B, 22 R, 25 R, 32 R, 59 C,  
36/67 A; D5/32, 37  
See application file for complete search history.

(Continued)  
*Primary Examiner*—Celia A Murphy  
(74) *Attorney, Agent, or Firm*—DeLio & Peterson, LLC;  
David Chen

(56) **References Cited**

U.S. PATENT DOCUMENTS

D65,410 S \* 8/1924 Kaplan ..... D11/117  
D87,994 S \* 10/1932 George ..... D5/16  
1,974,543 A 9/1934 Raymond  
2,016,178 A \* 10/1935 Riddock ..... 36/32 R  
2,046,217 A 6/1936 Strauss  
2,079,237 A 5/1937 Allard  
2,160,768 A 5/1939 Wasser  
2,344,069 A 3/1944 Wasser  
3,091,871 A 6/1963 Tronche  
3,175,310 A 3/1965 MacQuaid  
3,175,311 A 3/1965 MacQuaid  
3,191,321 A 6/1965 Brutting  
3,213,551 A 10/1965 Krauss  
3,407,518 A 10/1968 MacQuaid et al.  
3,525,165 A 8/1970 Randall, Jr.  
3,561,142 A 2/1971 Streit, Sr. et al.  
D248,893 S \* 8/1978 Comensoli et al. .... D5/32  
D256,518 S 8/1980 Moesle  
4,231,170 A 11/1980 Griswold  
4,283,865 A \* 8/1981 Dassler ..... 36/32 R  
4,366,629 A 1/1983 Scherz  
4,562,652 A 1/1986 Hensler  
4,908,963 A 3/1990 Krajcir et al.

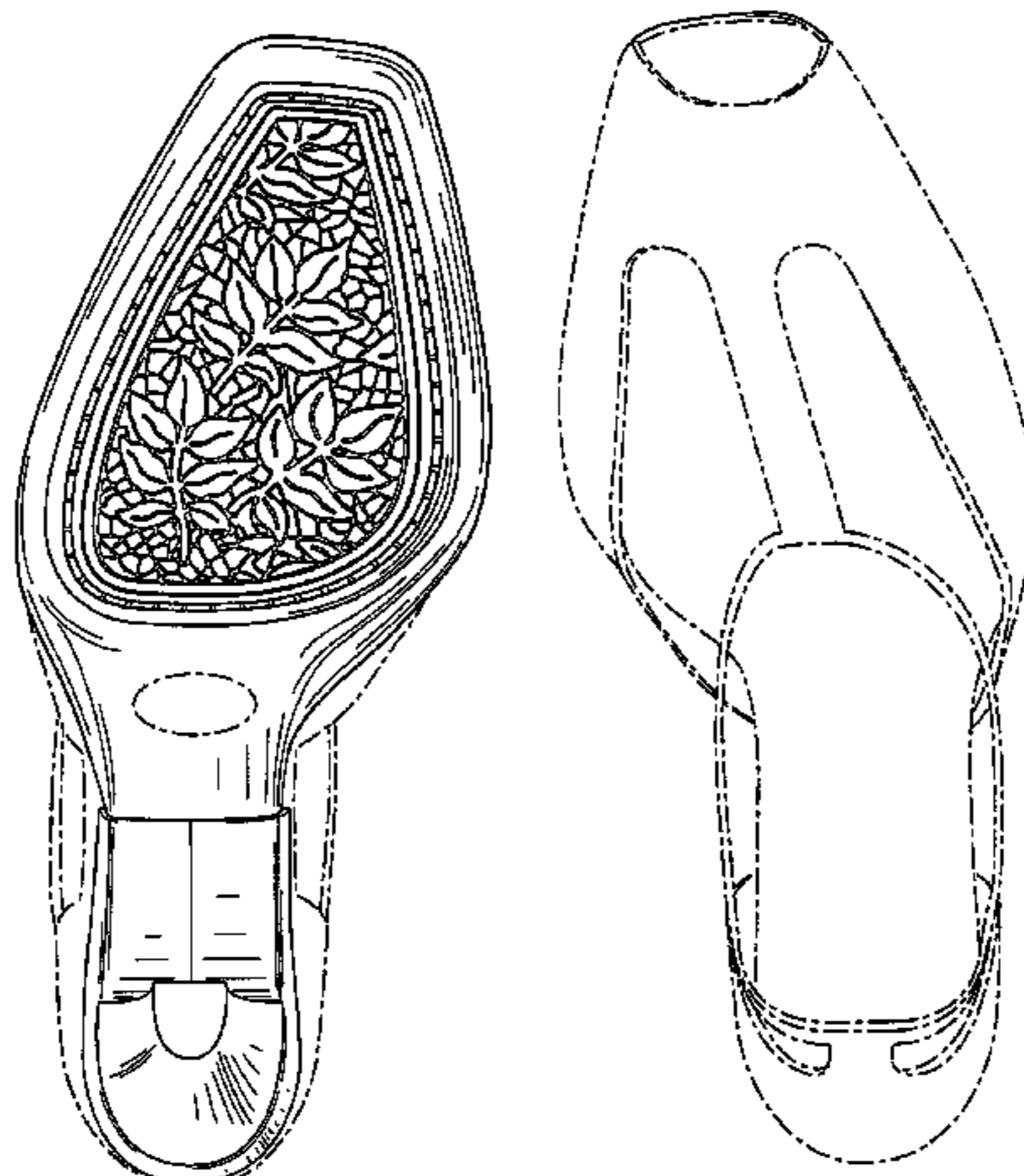
(57) **CLAIM**

The ornamental design for a shoe outsole, as shown and described.

**DESCRIPTION**

FIG. 1 is a bottom perspective view of a shoe outsole in accordance with my new design;  
FIG. 2 is a bottom view thereof;  
FIG. 3 is a top view thereof;  
FIG. 4 is a left side view thereof;  
FIG. 5 is a right side view thereof;  
FIG. 6 is a front view thereof;  
FIG. 7 is a rear view thereof; and,  
FIG. 8 is an enlarged perspective view of the area labeled "8" in FIG. 1.  
The shoe upper shown in broken lines in FIGS. 1-7 is for environmental purposes only and forms no part of the claimed design. The broken lines shown in each arch area of FIGS. 1-2 and 7 represent boundaries of the design with the lines themselves and the areas within them forming no part of the claim.

**1 Claim, 7 Drawing Sheets**



# US D594,192 S

Page 2

---

## U.S. PATENT DOCUMENTS

D384,798 S	10/1997	Gray		D531,393 S *	11/2006	McClaskie	.....	D2/952
5,738,937 A	4/1998	Baychar		D531,787 S *	11/2006	McClaskie	.....	D2/952
D402,449 S	12/1998	Robinson et al.		D540,515 S *	4/2007	McClaskie	.....	D2/952
D430,968 S	9/2000	Carroll		D553,832 S *	10/2007	McClaskie	.....	D2/952
6,161,315 A	12/2000	Dalton		D555,338 S *	11/2007	McClaskie	.....	D2/952
D468,083 S	1/2003	Morais		D557,883 S *	12/2007	McClaskie	.....	D2/952
D483,555 S	12/2003	Robinson, Jr. et al.		D572,016 S *	7/2008	Kim et al.	.....	D5/37
D495,121 S *	8/2004	McClaskie	.....	D584,886 S *	1/2009	Issler	.....	D2/952
D501,707 S	2/2005	Nakano		D587,438 S *	3/2009	McClaskie	.....	D2/952
D528,747 S *	9/2006	Issler	.....	D587,439 S *	3/2009	Issler	.....	D2/952
D530,063 S *	10/2006	Issler	.....					

\* cited by examiner

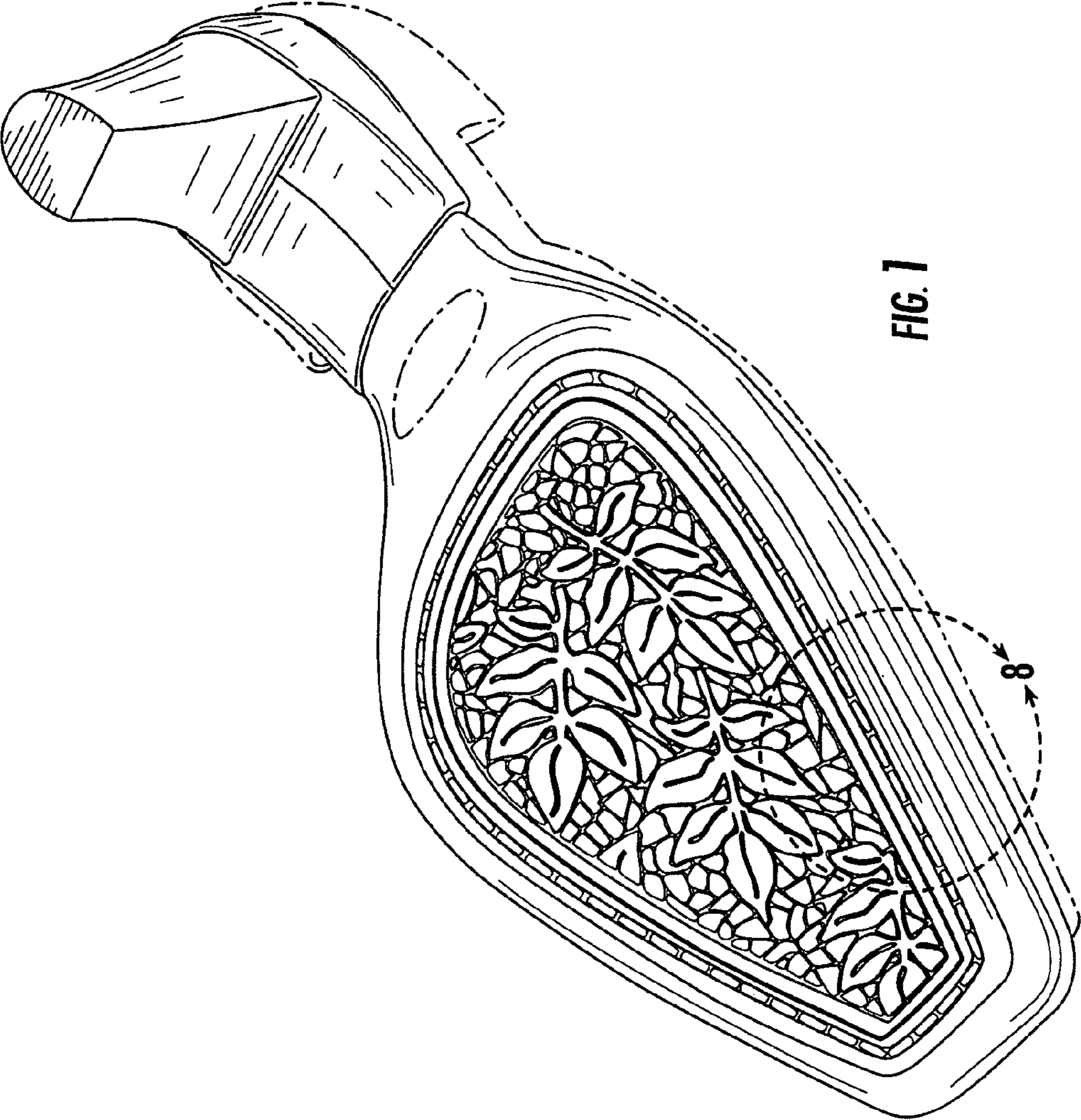
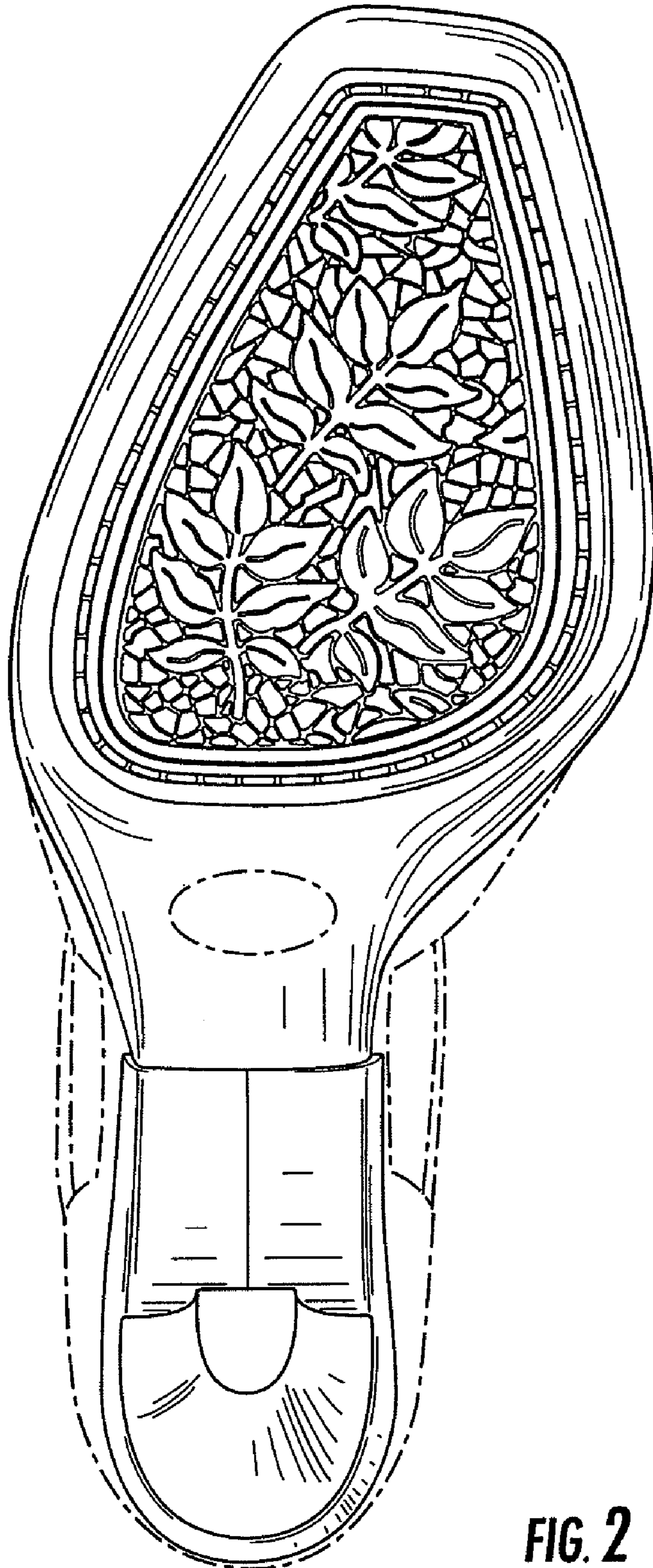
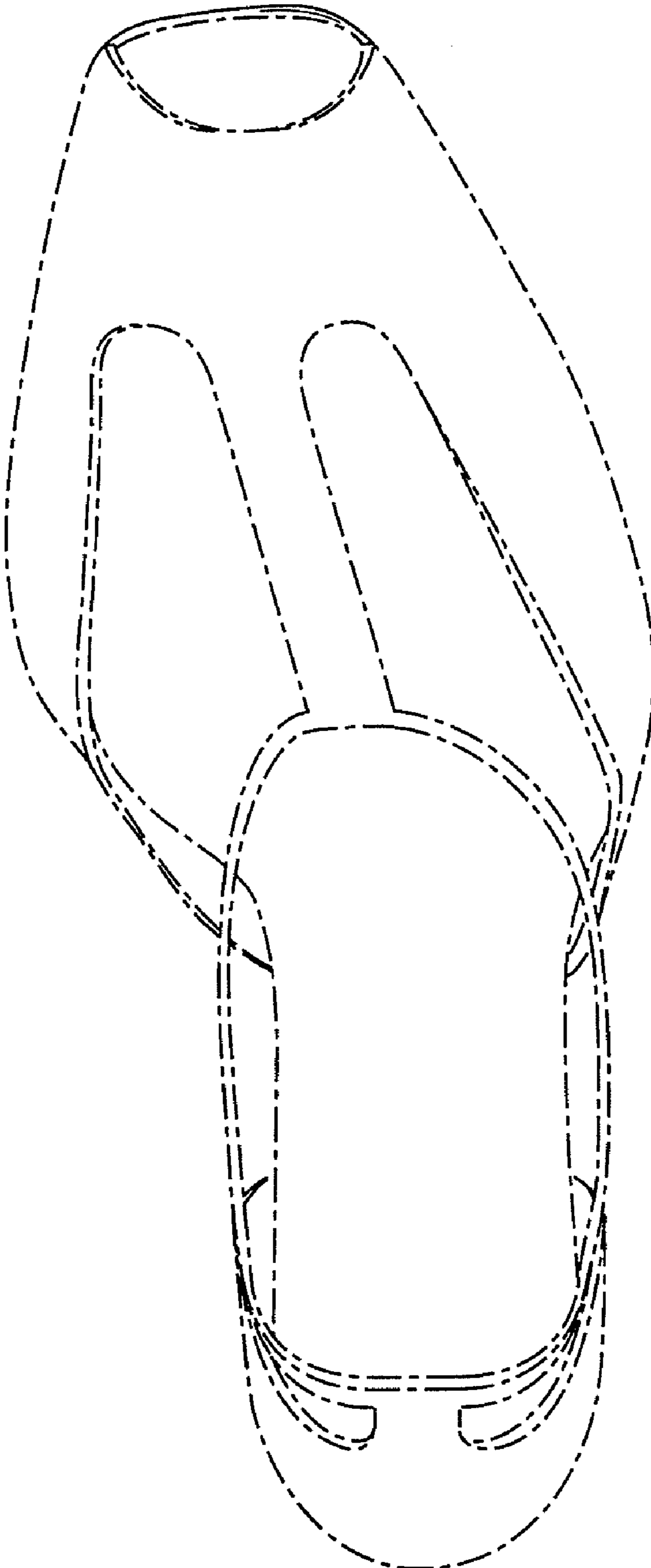


FIG. 1





**FIG. 2**



**FIG. 3**

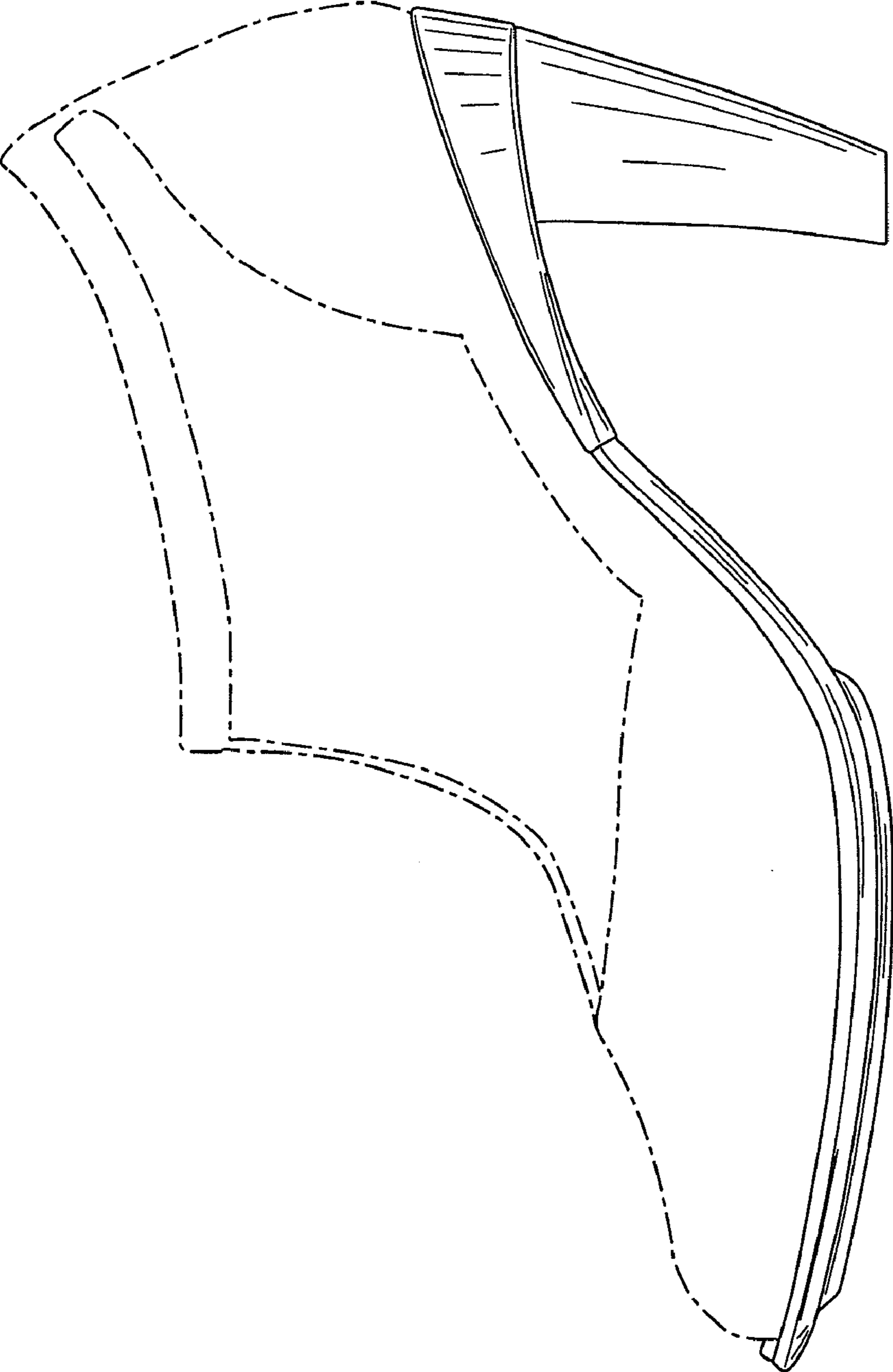


FIG. 4

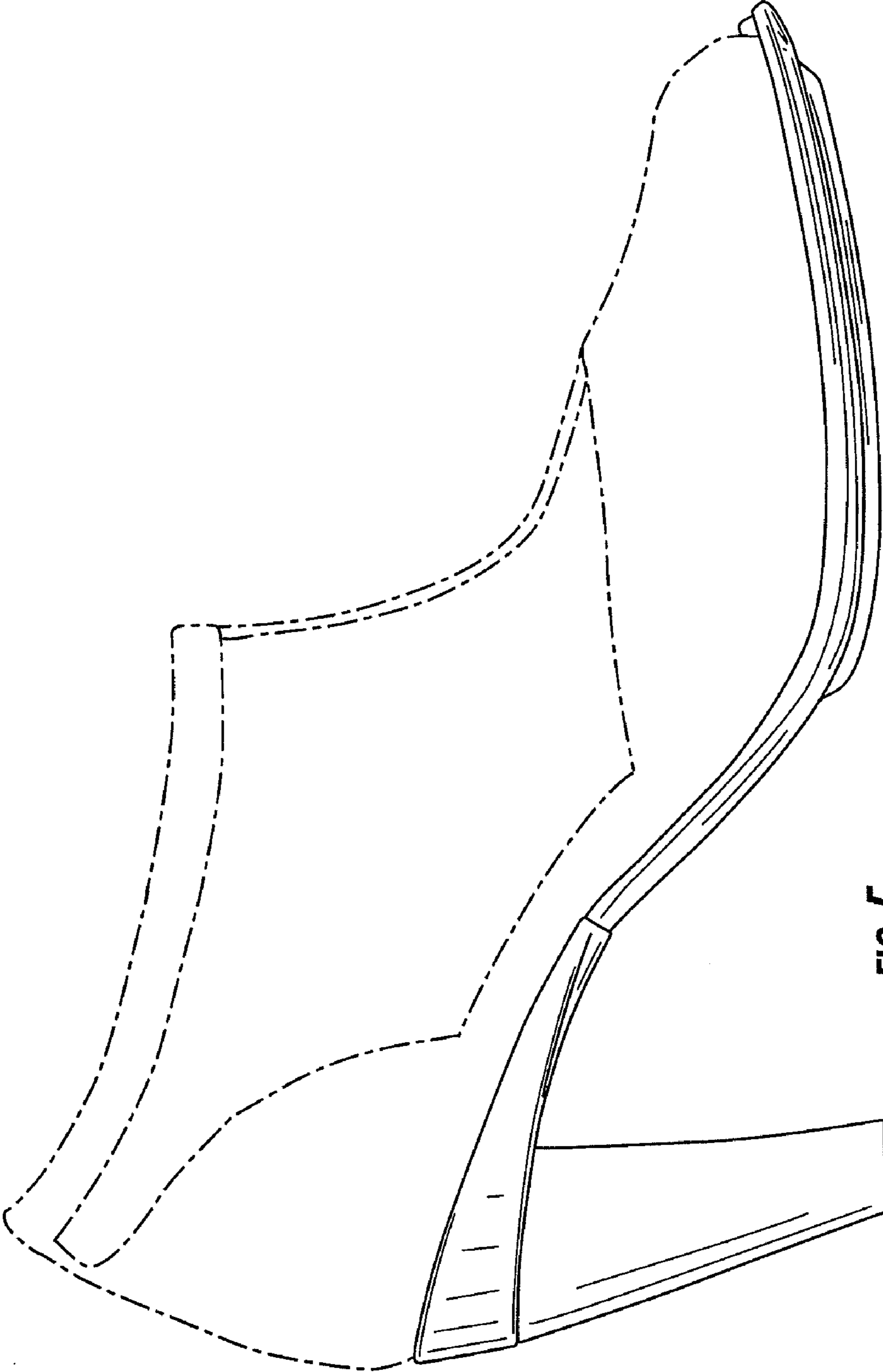
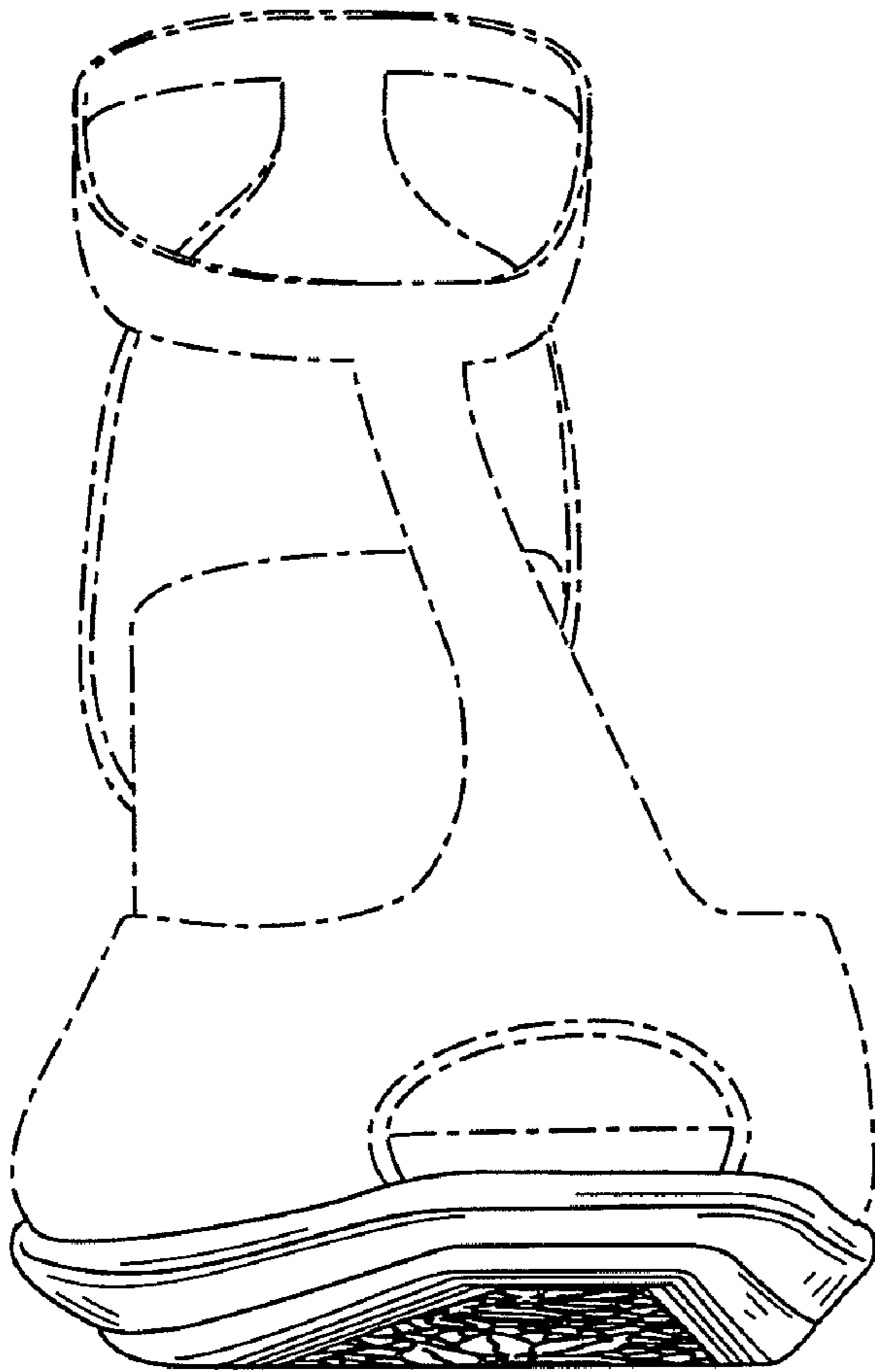
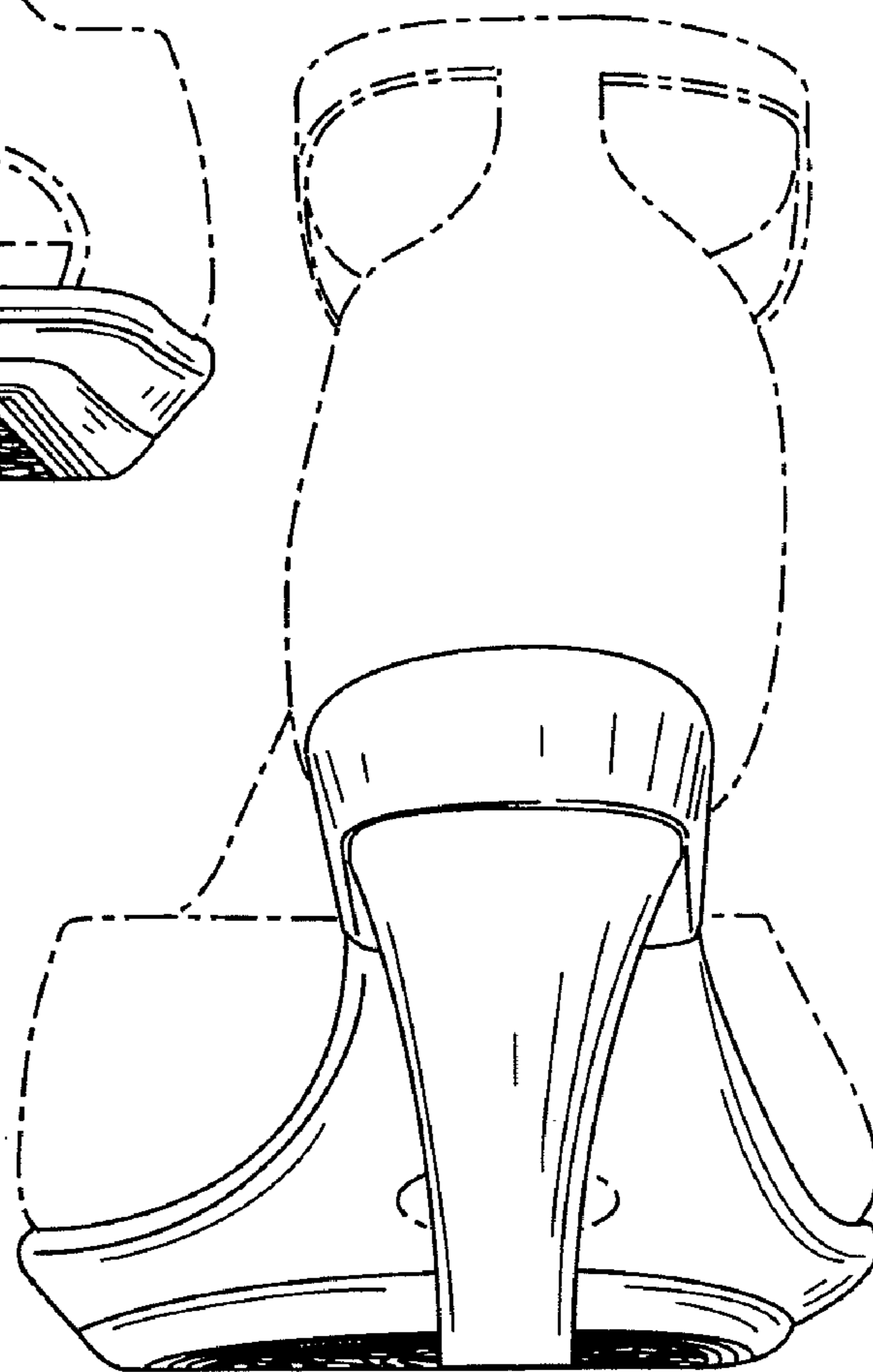


FIG. 5

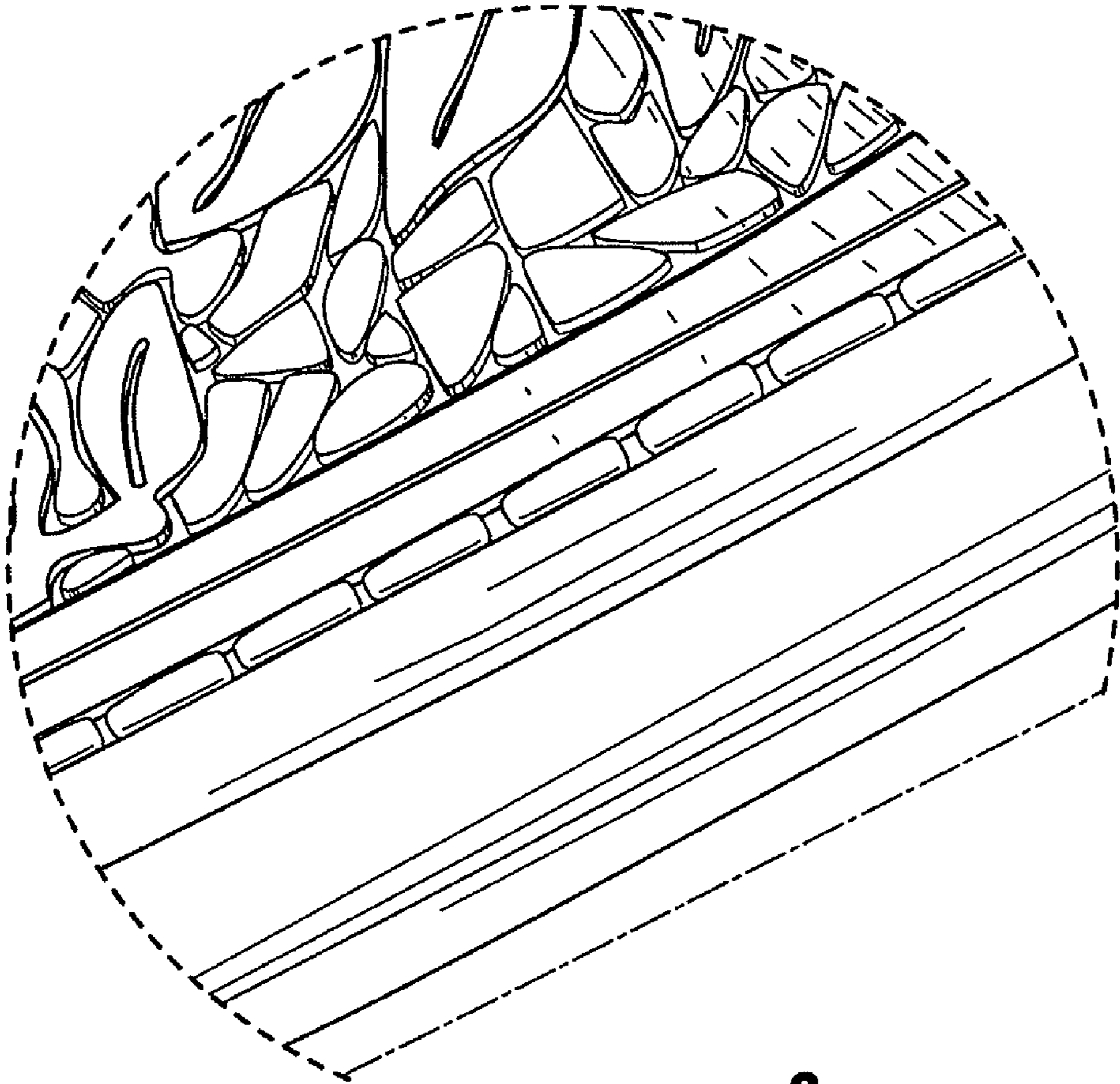


**FIG. 6**



**FIG. 7**





**FIG. 8**