



US00D594191S

(12) **United States Design Patent**  
**Banik**

(10) **Patent No.:** **US D594,191 S**  
(45) **Date of Patent:** **\*\* Jun. 16, 2009**

(54) **FOOTWEAR SOLE**

(75) Inventor: **Gary J. Banik**, Boulder, CO (US)

(73) Assignee: **Wolverine World Wide, Inc.**, Rockford, MI (US)

(\*\*) Term: **14 Years**

(21) Appl. No.: **29/293,147**

(22) Filed: **Nov. 7, 2007**

(51) **LOC (9) Cl.** ..... **02-04**

(52) **U.S. Cl.** ..... **D2/952; D2/951; D2/953;**  
**D2/957; D2/958**

(58) **Field of Classification Search** ..... D2/902,  
D2/947, 951, 952, 953, 954, 956, 957, 958,  
D2/960; 36/103, 3 B, 22 R, 25 R, 32 R, 59 C,  
36/67 A

See application file for complete search history.

(56) **References Cited**

**U.S. PATENT DOCUMENTS**

2,722,756	A	*	11/1955	Ecclesine	.....	36/59 C
D203,741	S	*	2/1966	Wakeland	.....	D2/957
D205,757	S	*	9/1966	Wakeland	.....	D2/954
3,662,478	A	*	5/1972	Schwab	.....	36/59 C
D234,014	S	*	12/1974	Traver	.....	D2/959
4,364,188	A	*	12/1982	Turner et al.	.....	36/31
D272,200	S	*	1/1984	Autry et al.	.....	D2/958
D280,356	S	*	9/1985	Austin	.....	D2/951
D287,303	S	*	12/1986	Peterson	.....	D2/957
D490,596	S	*	6/2004	Belley et al.	.....	D2/957
D553,334	S	*	10/2007	Belley et al.	.....	D2/955

D554,332	S	*	11/2007	Schoenborn et al.	.....	D2/952
D562,537	S	*	2/2008	Apanian	.....	D2/953
D578,280	S	*	10/2008	Wilken	.....	D2/952
D580,137	S	*	11/2008	Andersen et al.	.....	D2/952

**OTHER PUBLICATIONS**

Merrell Spring Performance Footwear 2000 Catalog; p. 41.

\* cited by examiner

*Primary Examiner*—Celia A Murphy

(74) *Attorney, Agent, or Firm*—Warner Norcross & Judd LLP

(57) **CLAIM**

The ornamental design for footwear sole, as shown and described.

**DESCRIPTION**

FIG. 1 is a perspective view of the footwear sole embodying the new design;

FIG. 2 is a bottom view thereof;

FIG. 3 is a right side view thereof;


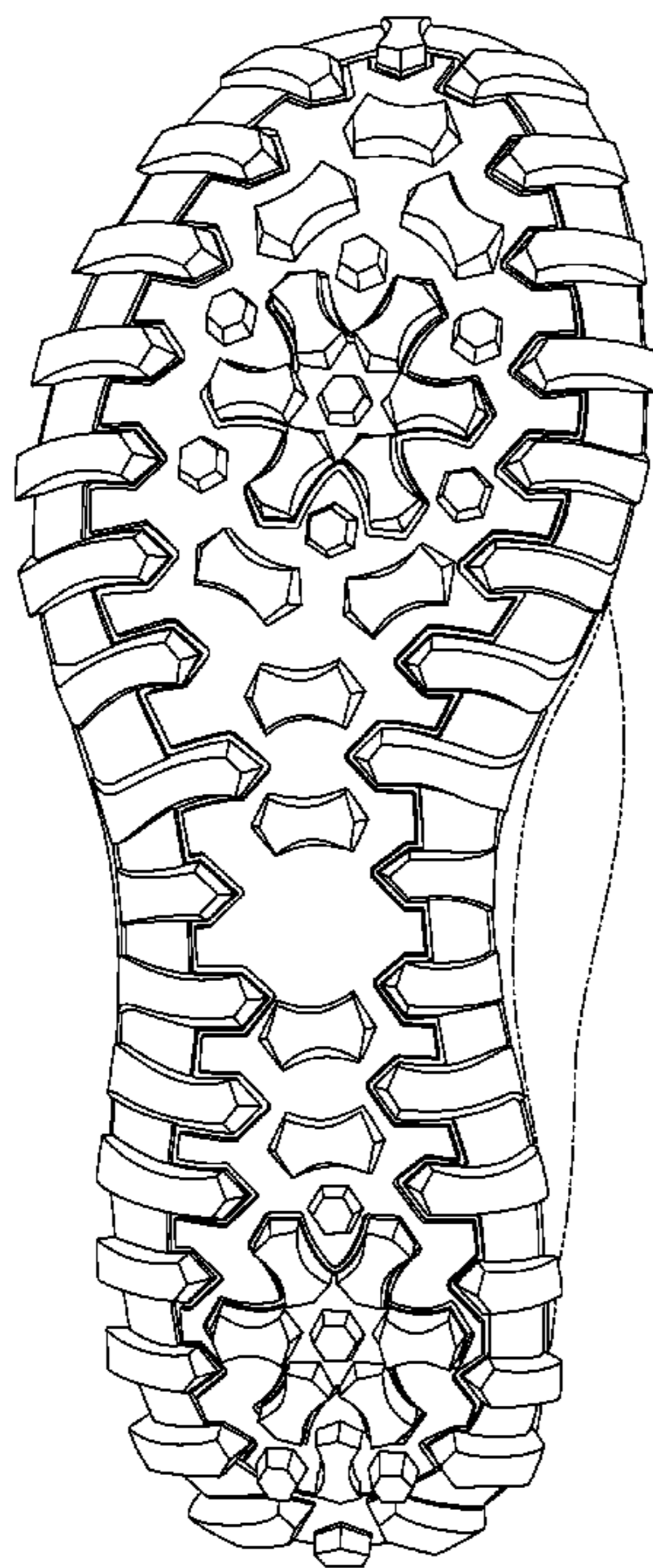
FIG. 4 is a left side view thereof;

FIG. 5 is a front view thereof; and,

FIG. 6 is a rear view thereof.

FIGS. 1–6 show features of an article of footwear in phantom lines. These features are shown for environmental purposes and do not form any part of the claimed design. Further, the phantom lines immediately adjacent the solid-line portions of the design form the boundary of the design, with the phantom lines forming no part of the claimed design.

**1 Claim, 4 Drawing Sheets**



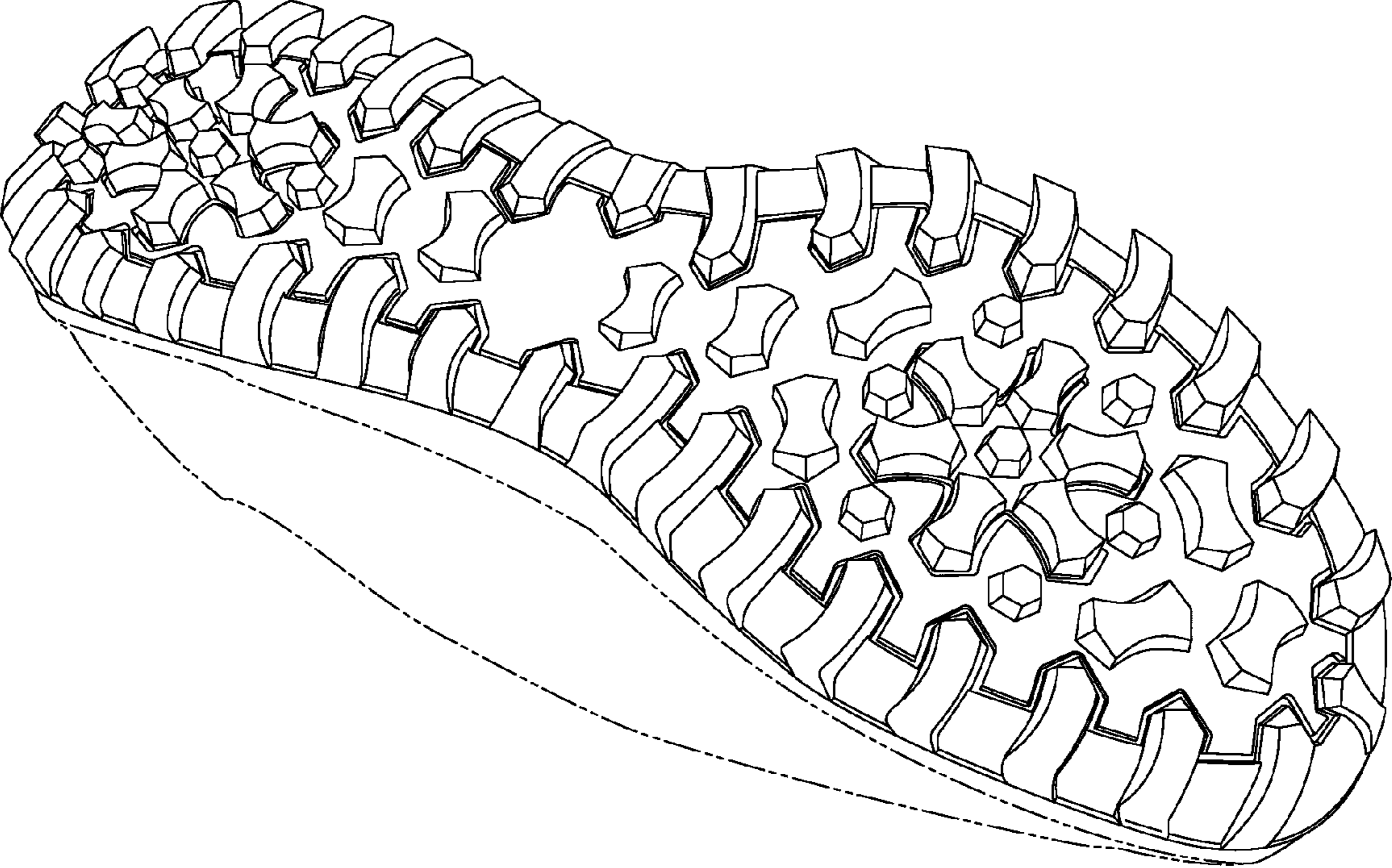


Fig. 1

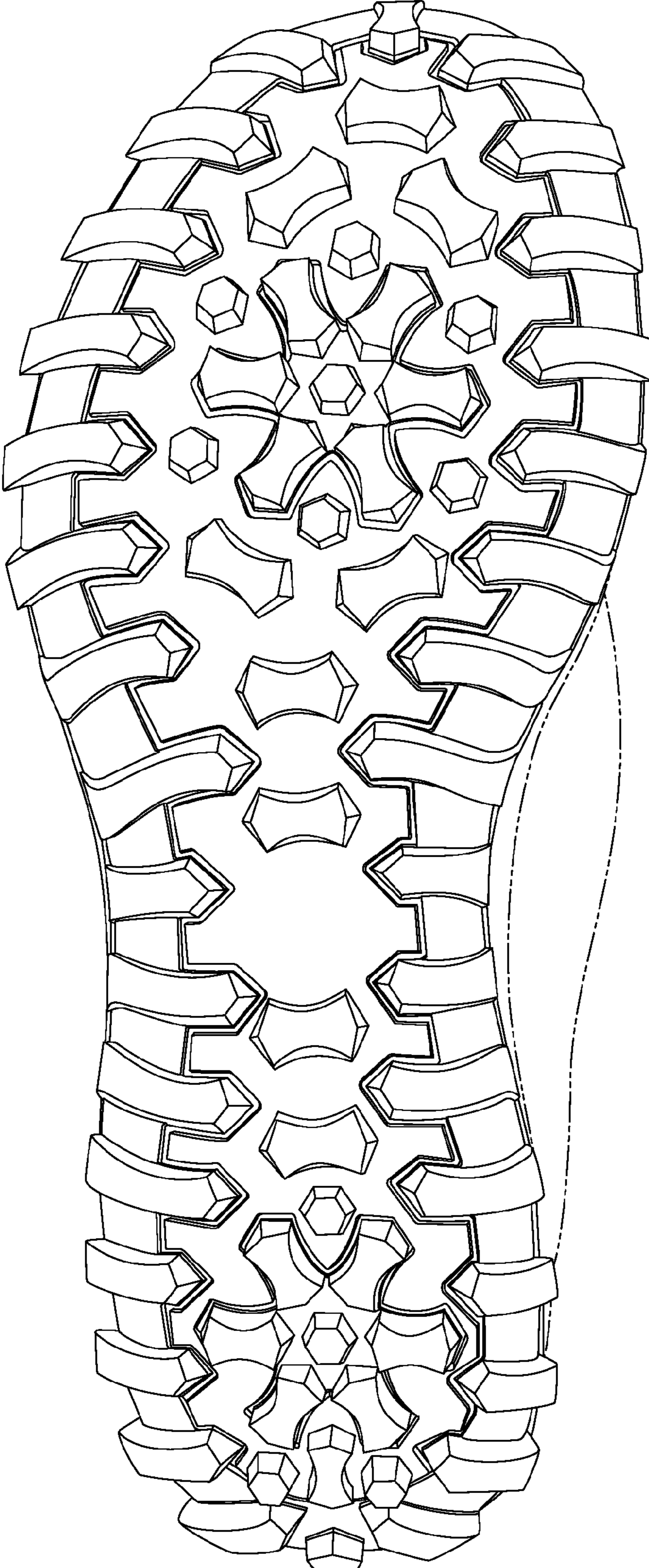


Fig. 2




Fig. 3




Fig. 4

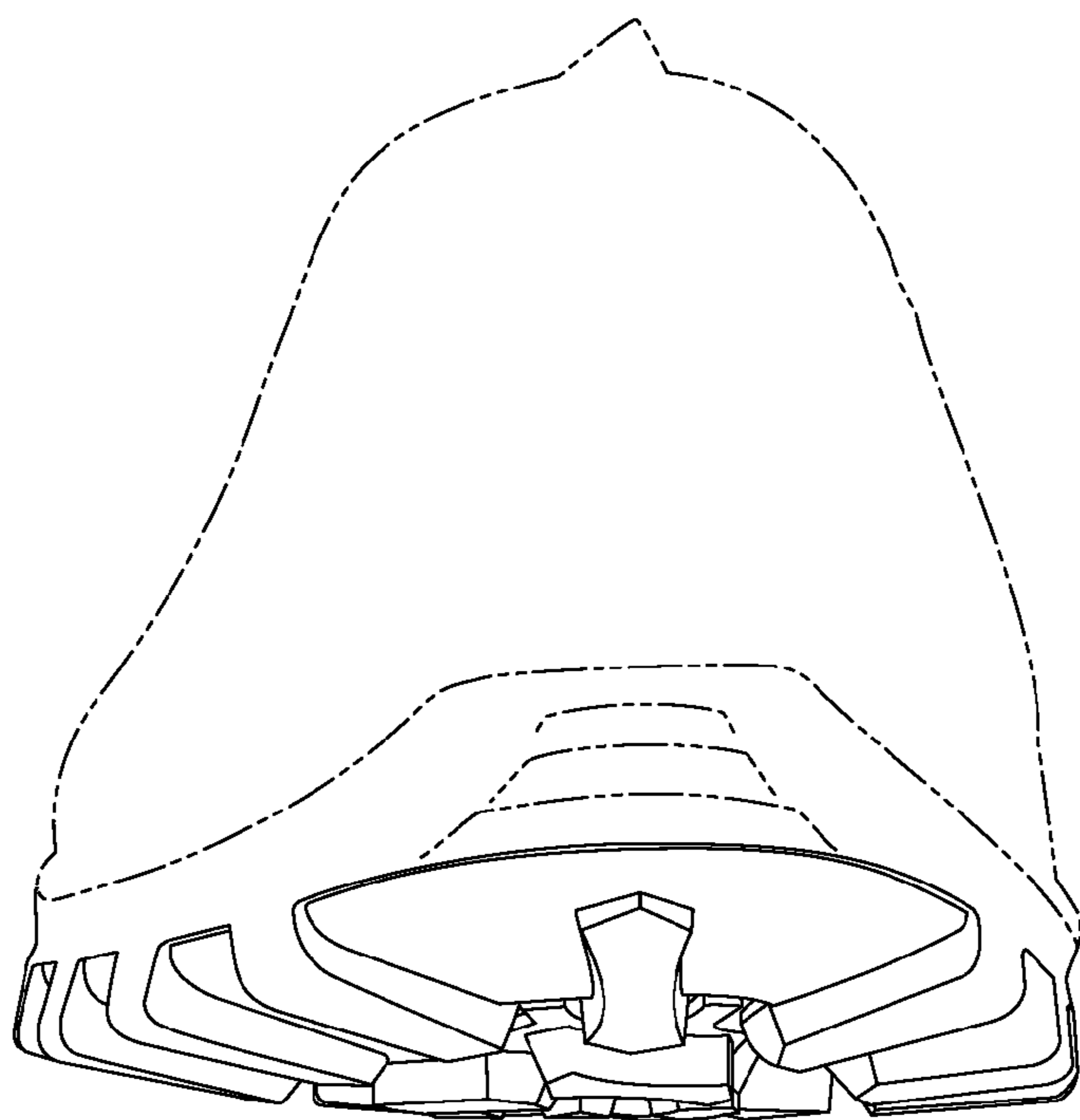


Fig. 5

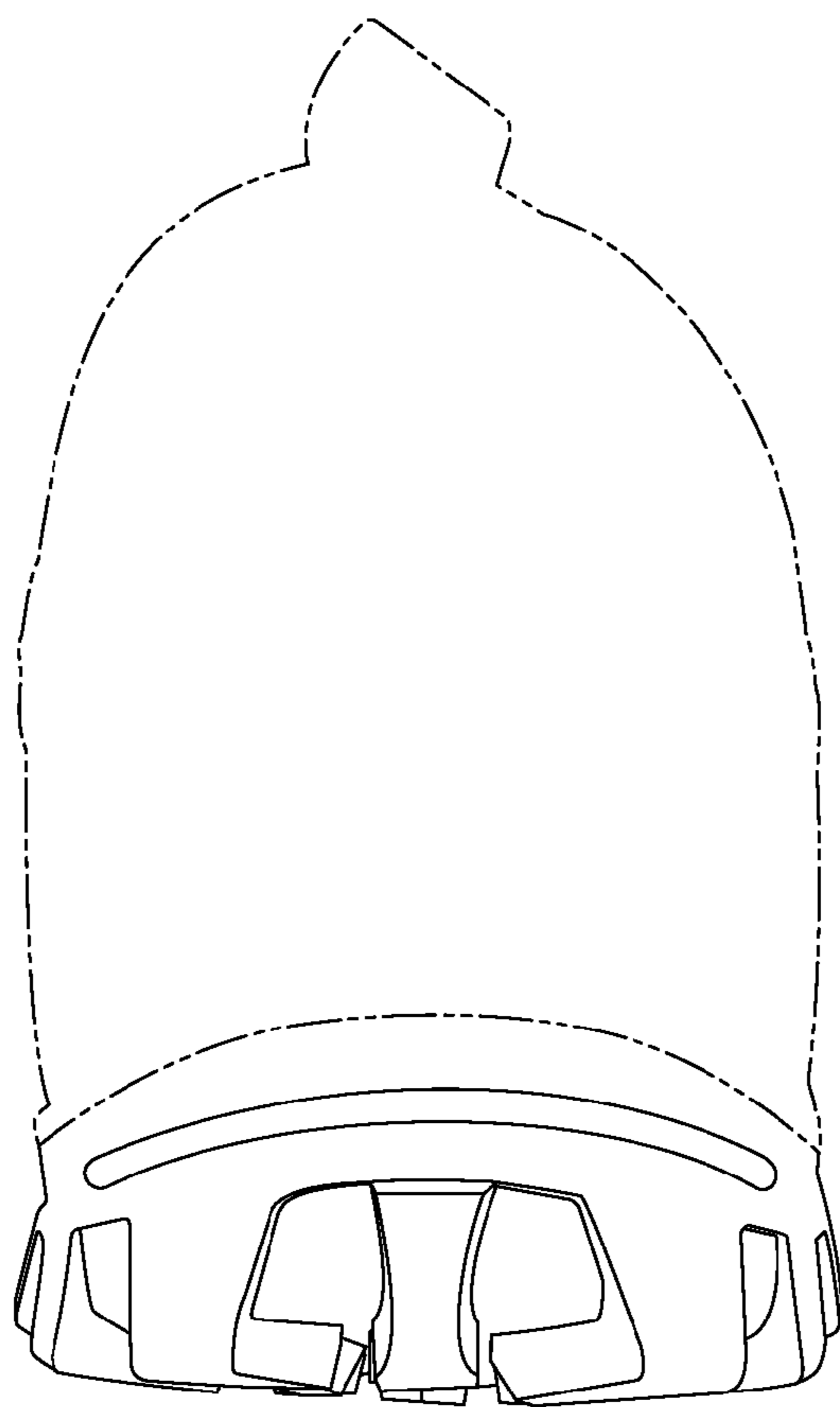


Fig. 6