



US00D594184S

(12) **United States Design Patent**
Mitchell

(10) **Patent No.:** **US D594,184 S**
(45) **Date of Patent:** **** Jun. 16, 2009**

(54) **APRON**

(75) Inventor: **Patricia A. Mitchell**, Valley Village, CA
(US)

(73) Assignee: **Patricia Mitchell**, North Hollywood, CA
(US)

(**) Term: **14 Years**

(21) Appl. No.: **29/327,285**

(22) Filed: **Nov. 3, 2008**

(51) **LOC (9) Cl.** **02-02**

(52) **U.S. Cl.** **D2/864**

(58) **Field of Classification Search** D2/860-864,
D2/829, 838, 839, 823; 2/48-49.2, 49.4,
2/49.5, 52

See application file for complete search history.

(56) **References Cited**

U.S. PATENT DOCUMENTS

D99,948 S *	6/1936	Levi	D2/829
D167,406 S *	8/1952	Kairalla	D2/823
2,804,624 A *	9/1957	Schattel	2/49.3
D302,208 S *	7/1989	Hischke	D2/794
D303,995 S *	10/1989	Dameron	D2/728
D355,068 S *	2/1995	Prendergast	D2/719
D368,000 S *	3/1996	Mazza et al.	D7/625

D542,509 S *	5/2007	Campbell et al.	D2/823
D575,936 S *	9/2008	Fenderson et al.	D2/864
D583,535 S *	12/2008	George	D2/864

* cited by examiner

Primary Examiner—Adir Aronovich

Assistant Examiner—R. Johnson

(57) **CLAIM**

I claim the ornamental design for an apron, as shown and described.

DESCRIPTION

FIG. 1 is a perspective view of an apron, showing my new design;

FIG. 2 is a front elevational view of the invention;

FIG. 3 is a rear elevational view of the invention;

FIG. 4 is a left-side elevational view of the invention;


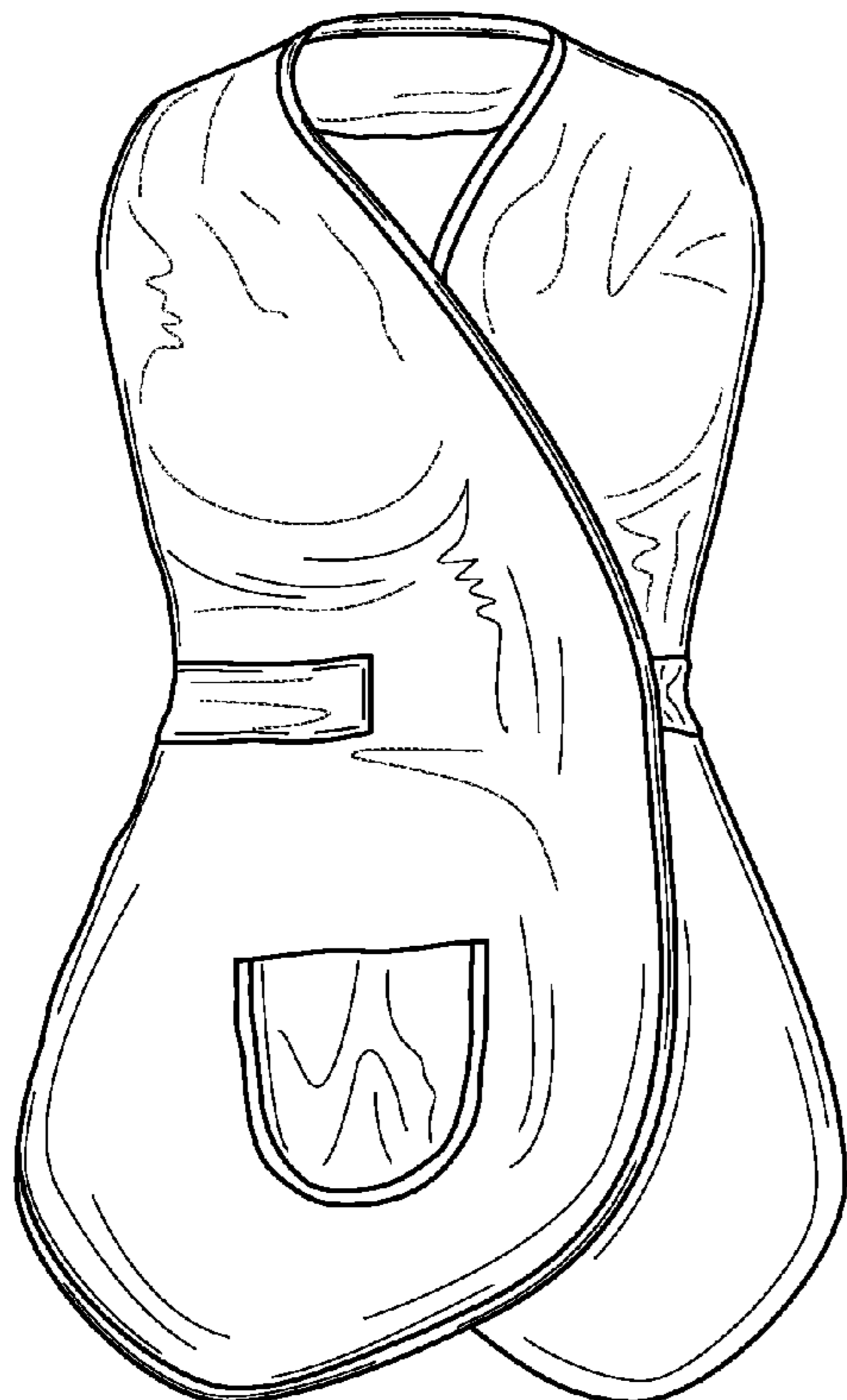
FIG. 5 is a right-side elevational view of the invention;

FIG. 6 is a top plan view of the invention; and,

FIG. 7 is a bottom plan view of the invention.

The broken lines showing a portion of a person in FIG. 1 are included for the purpose of illustrating the invention in use, and form no part of the claimed design.

1 Claim, 3 Drawing Sheets






FIG. 1

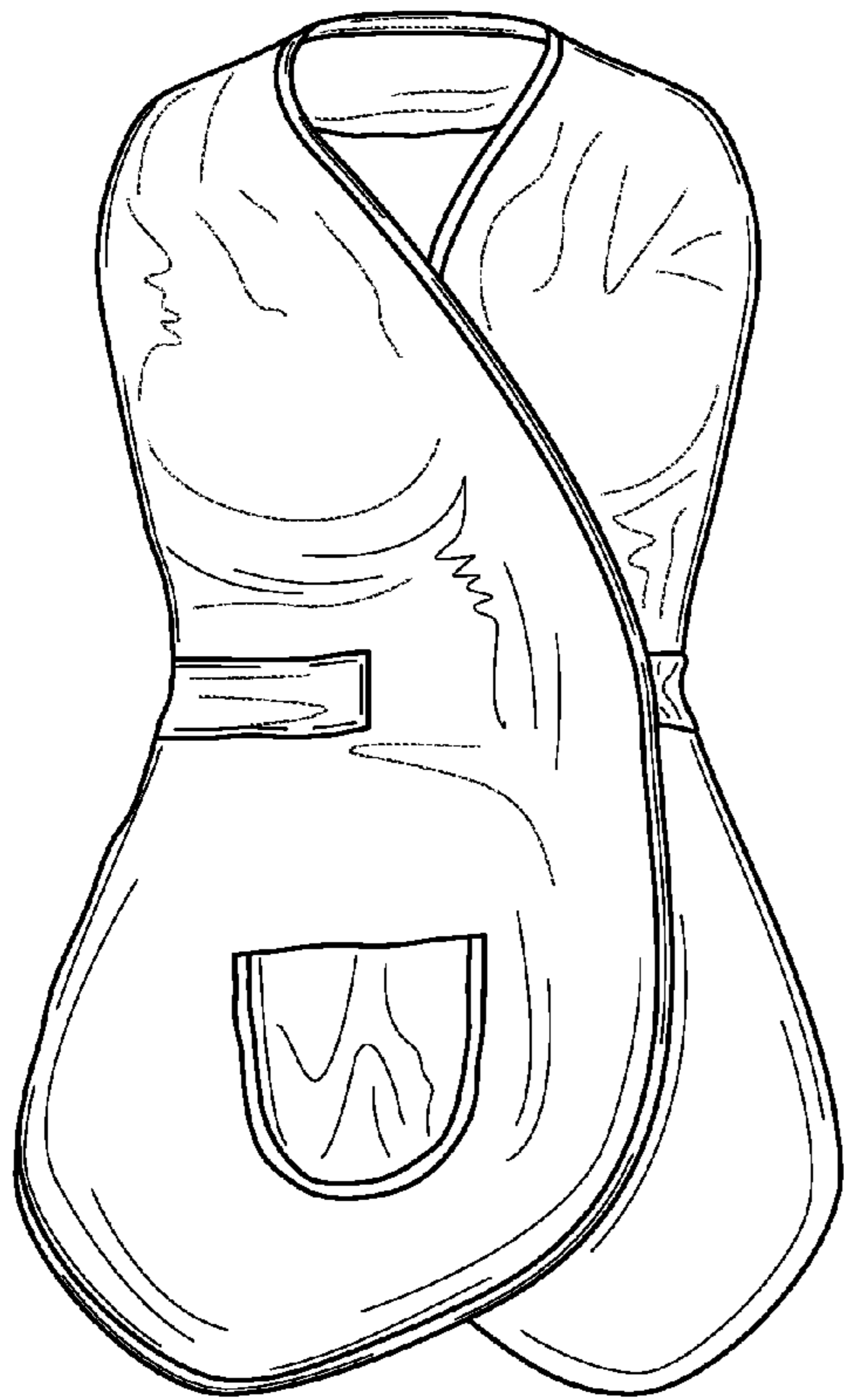


FIG. 2




FIG. 3

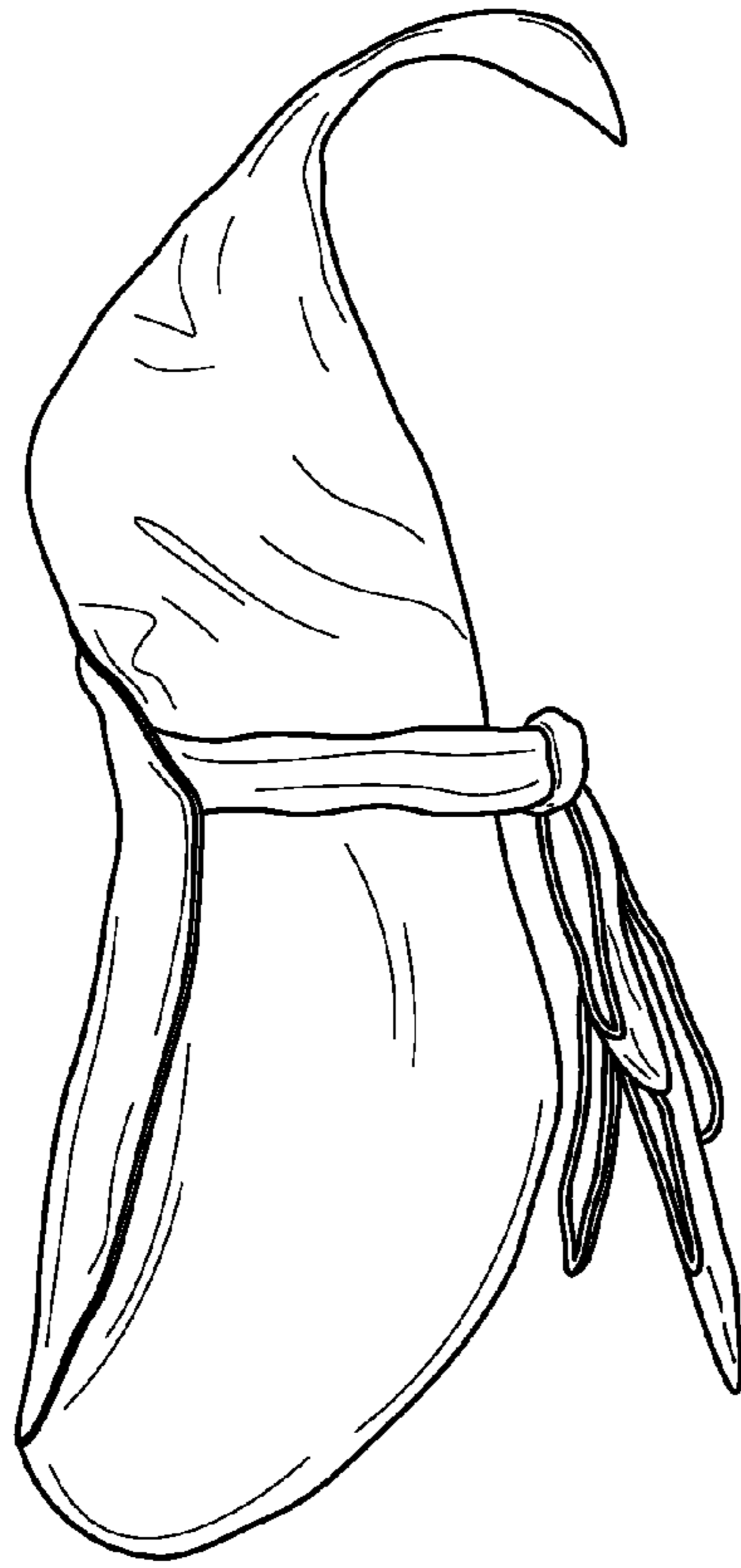


FIG. 4

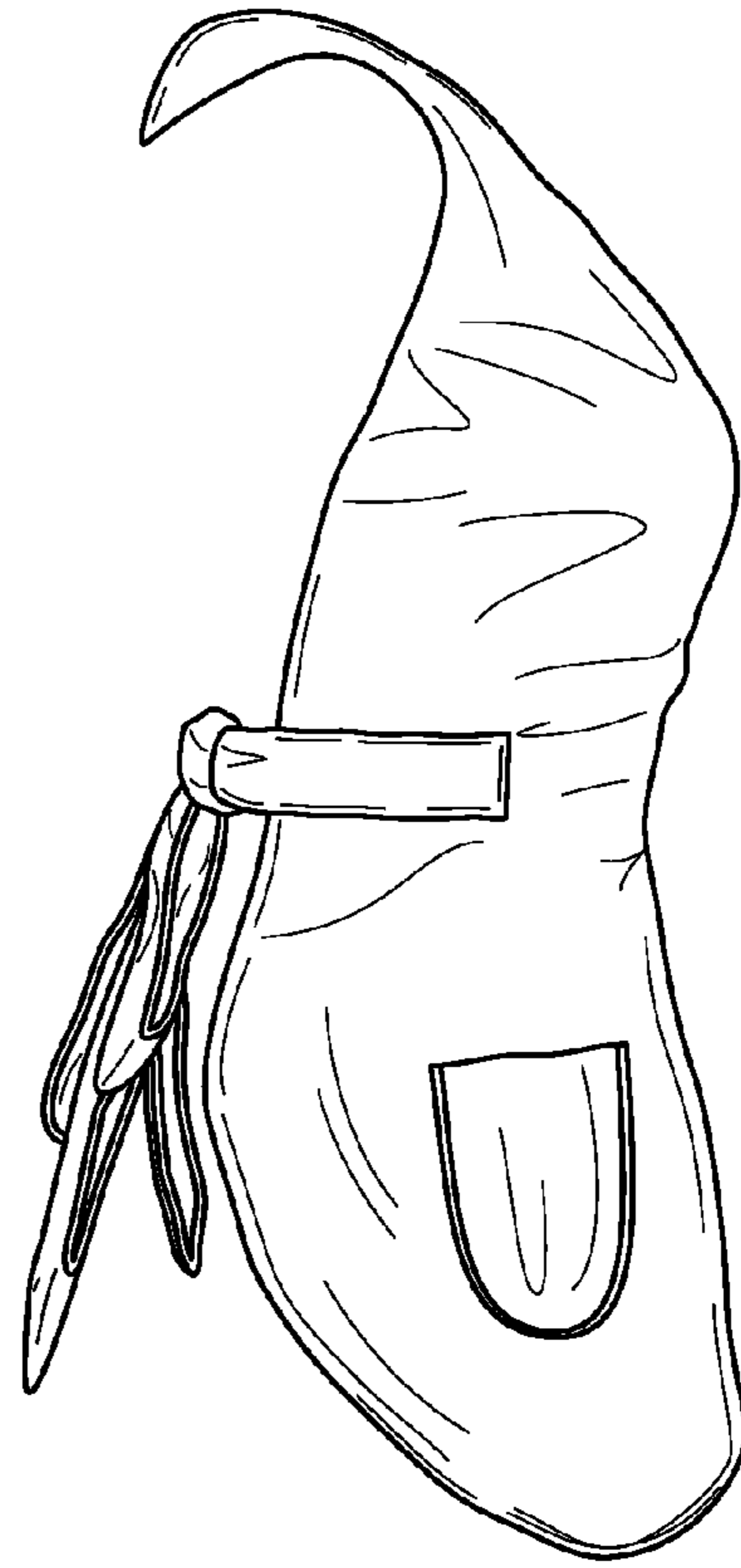


FIG. 5




FIG. 6




FIG. 7