

US00D594174S

(12) **United States Design Patent**
Vinke

(10) **Patent No.:** **US D594,174 S**

(45) **Date of Patent:** **** Jun. 9, 2009**

(54) **PALLET**

(75) Inventor: **Jan Vinke**, Pullach (NL)

(73) Assignee: **Schoeller Arca Systems GmbH**,
Schwerin (DE)

(**) Term: **14 Years**

(21) Appl. No.: **29/281,686**

(22) Filed: **Jun. 28, 2007**

(30) **Foreign Application Priority Data**

May 29, 2007 (EM) 000730098

(51) **LOC (9) Cl.** **09-08**

(52) **U.S. Cl.** **D34/38**

(58) **Field of Classification Search** D34/38;
108/51.11, 51.3, 52.1, 53.3, 53.5

See application file for complete search history.

(56) **References Cited**

U.S. PATENT DOCUMENTS

4,413,737 A * 11/1983 Wind 206/599

D349,999 S * 8/1994 Knight et al. D34/38
D458,000 S * 5/2002 Medoff et al. D34/38
D472,360 S * 3/2003 Medoff et al. D34/38
D485,658 S * 1/2004 McMurtrey D34/31

* cited by examiner

Primary Examiner—Cynthia E Ramirez

(74) *Attorney, Agent, or Firm*—Sheridan Ross P.C.

(57) **CLAIM**

The ornamental design for a pallet, as shown and described.

DESCRIPTION

FIG. 1 is a right elevation view of a pallet showing the new design, the left elevation view being identical thereto;

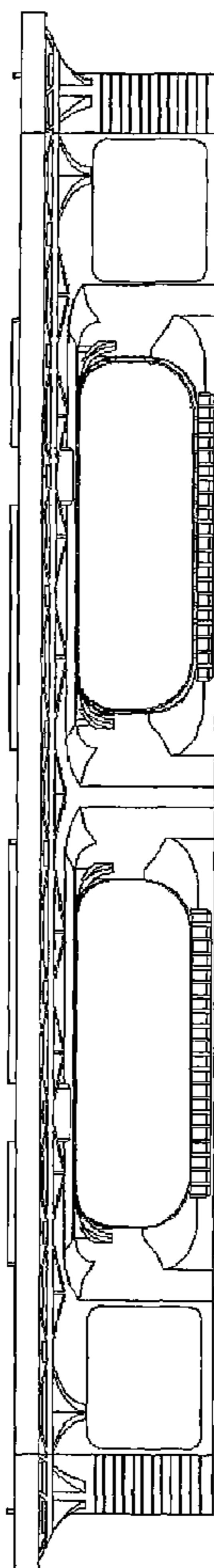
FIG. 2 is a front elevation view of the design illustrated in FIG. 1, the back elevation view being identical thereto;

FIG. 3 is a top perspective view of the design illustrated in FIG. 1;

FIG. 4 is a bottom perspective view of a pallet showing the invention design in FIG. 1; and,

FIG. 5 is a top plan view of the design illustrated in FIG. 1.

1 Claim, 5 Drawing Sheets



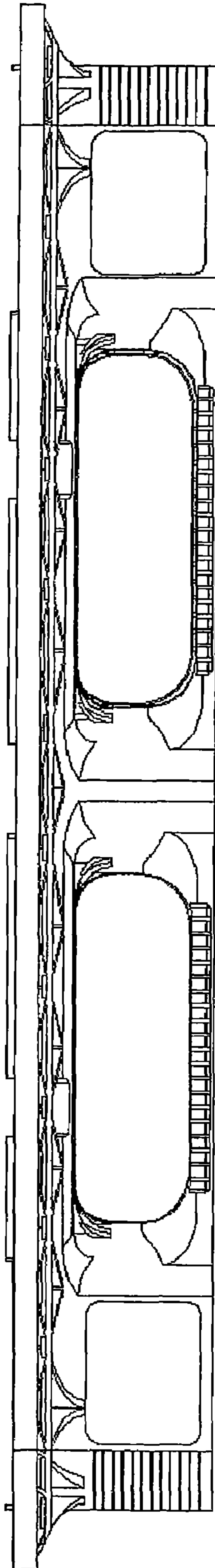


Fig. 1

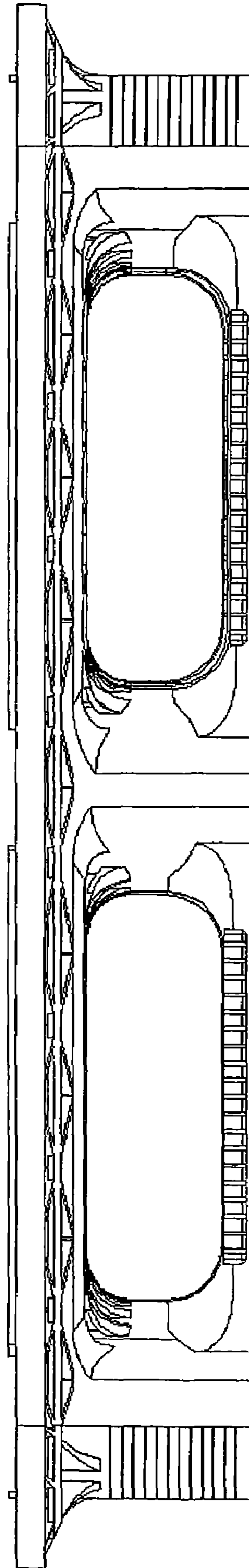


Fig. 2

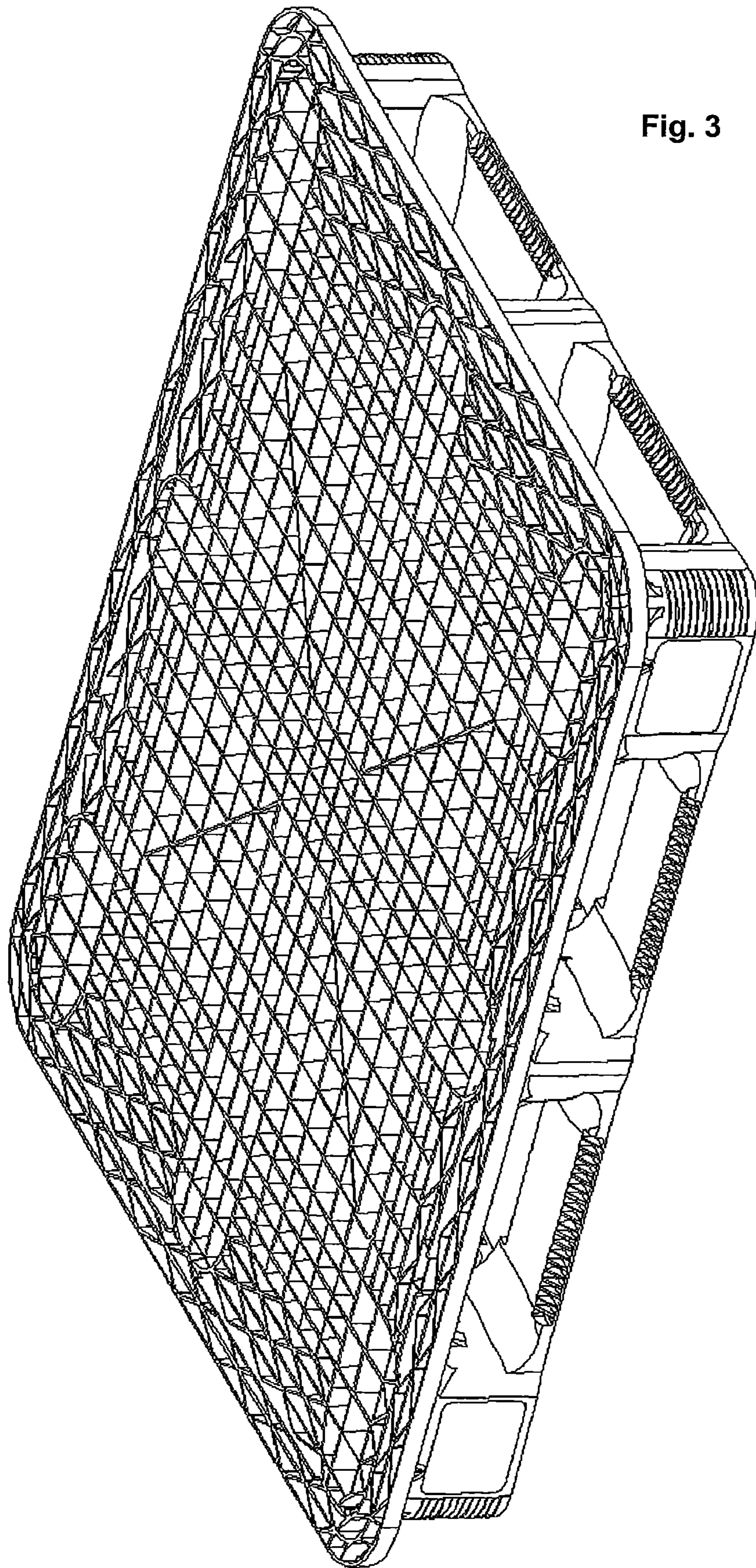


Fig. 3

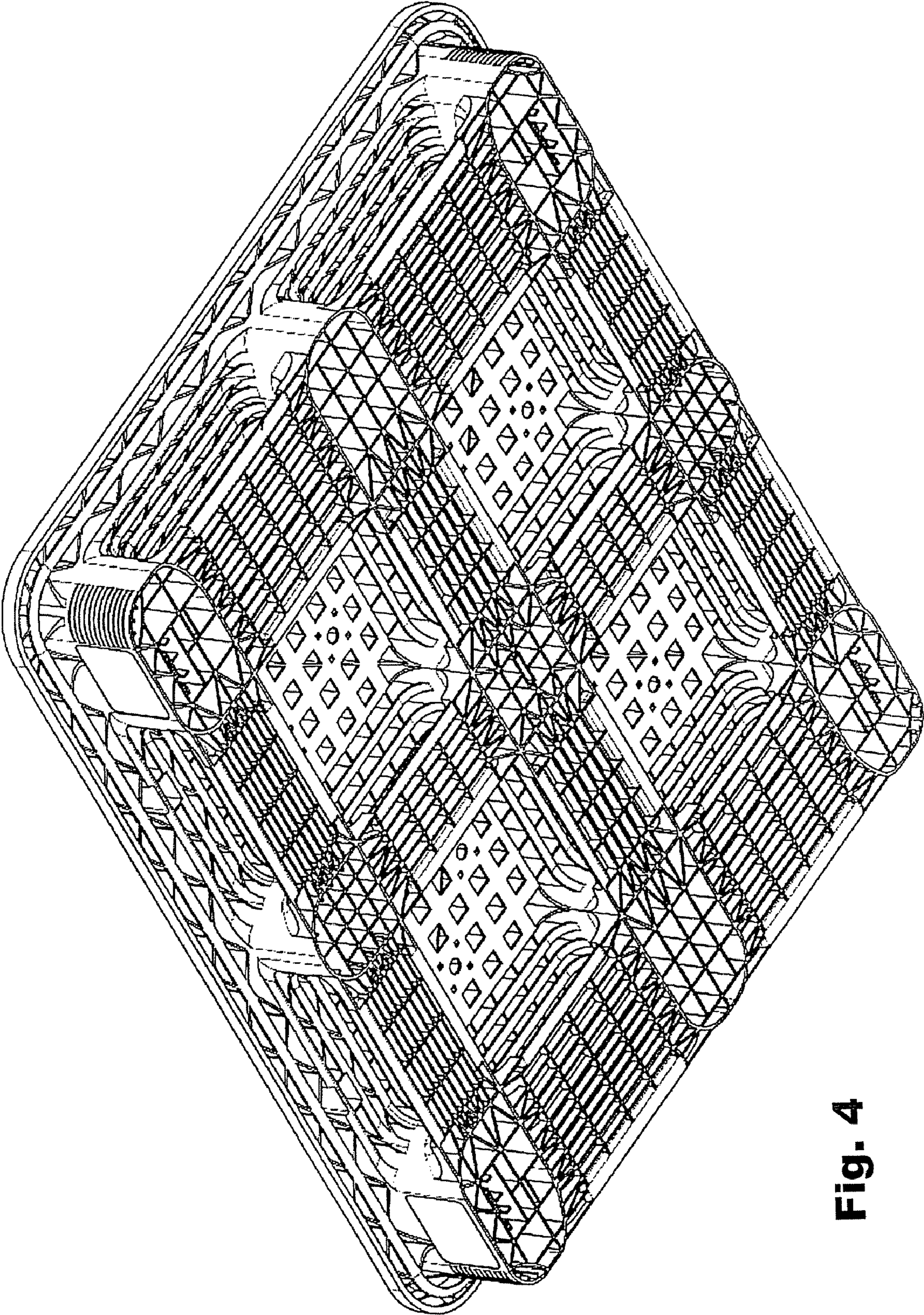


Fig. 4




Fig. 5