



US00D594158S

(12) **United States Design Patent**
Lown et al.

(10) **Patent No.:** **US D594,158 S**
(45) **Date of Patent:** **** Jun. 9, 2009**

(54) **OVEN MITT**
(75) Inventors: **Aaron Lown**, Tuxedo, NY (US); **John Roscoe Swartz**, Ridgewood, NJ (US)
(73) Assignee: **Built NY, Inc.**, New York, NY (US)

6,564,389 B1 * 5/2003 Laughlin 2/158
D526,096 S * 8/2006 Kaposi D29/118
D528,251 S * 9/2006 Lion et al. D29/118
7,383,590 B1 * 6/2008 Duncan 2/158
2003/0126669 A1 * 7/2003 Bignon et al. 2/169
2005/0108802 A1 * 5/2005 Burnett et al. 2/16

(**) Term: **14 Years**
(21) Appl. No.: **29/325,979**
(22) Filed: **Oct. 9, 2008**

* cited by examiner
Primary Examiner—Raphael Barkai
Assistant Examiner—Randall H Gholson
(74) *Attorney, Agent, or Firm*—Fish & Richardson P.C.

(51) **LOC (9) Cl.** **29-02**
(52) **U.S. Cl.** **D29/113**
(58) **Field of Classification Search** D2/610,
D2/612, 614–623; D29/113, 116.2, 117.1–119,
D29/120.1, 123; 2/16, 159, 161.1–161.8,
2/162, 198, 170, 455, 908, 917; D24/190;
D28/63; D32/40, 42, 43, 41; D21/807; D3/215,
D3/224, 226, 218; 224/219, 222, 267, 237;
40/586, 633; 15/104.94, 107, 227; D4/134;
D20/33

(57) **CLAIM**
The ornamental design for a oven mitt, substantially as shown and described.

See application file for complete search history.

DESCRIPTION

FIG. 1 is a front perspective view of the oven mitt.
FIG. 2 is a front view of the oven mitt.
FIG. 3 is a back view of the oven mitt.
FIG. 4 is a left view of the oven mitt.
FIG. 5 is a right view of the oven mitt.
FIG. 6 is a top view of the oven mitt; and,
FIG. 7 is a bottom view of the oven mitt.

(56) **References Cited**
U.S. PATENT DOCUMENTS
5,127,976 A * 7/1992 McLeish et al. 156/242
6,516,469 B1 * 2/2003 Schaetzel 2/16

1 Claim, 5 Drawing Sheets

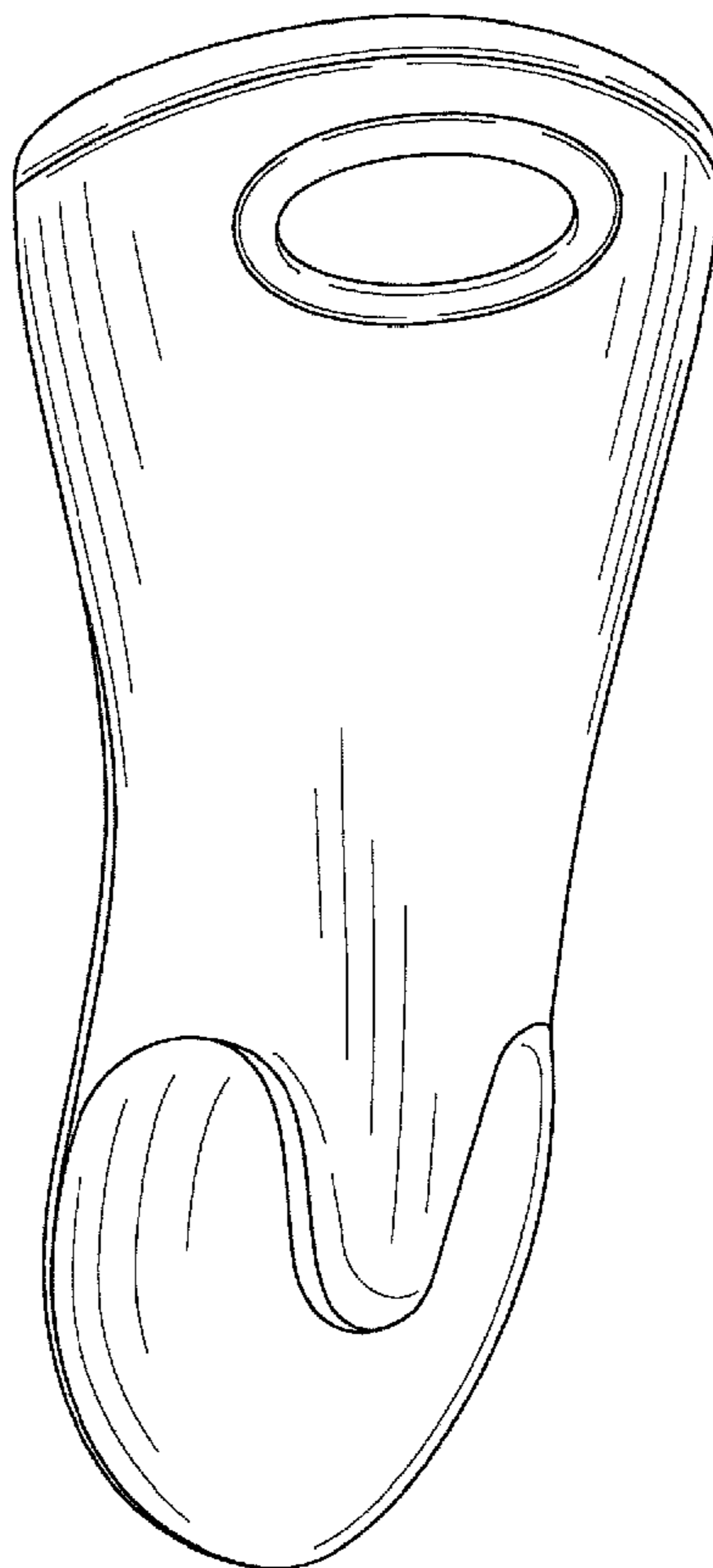




FIG. 1

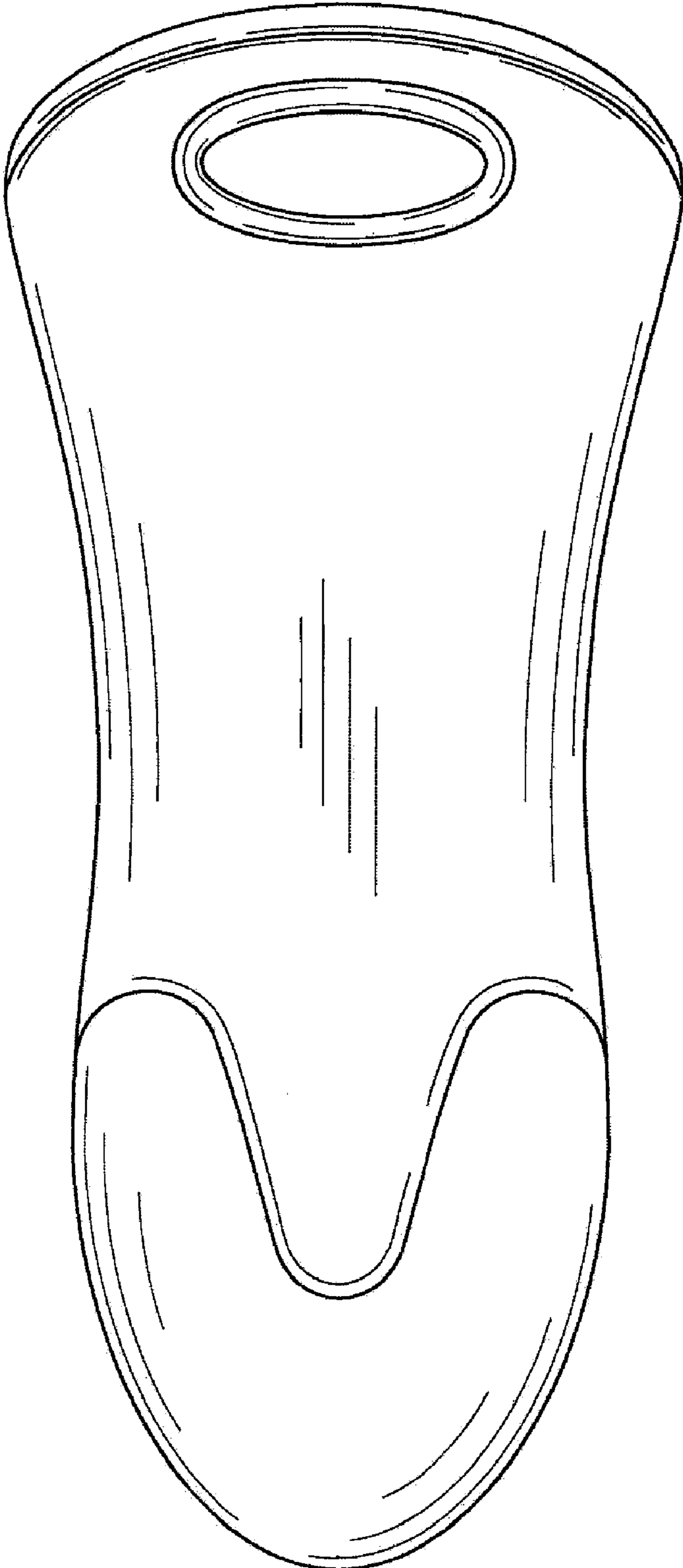


FIG. 2

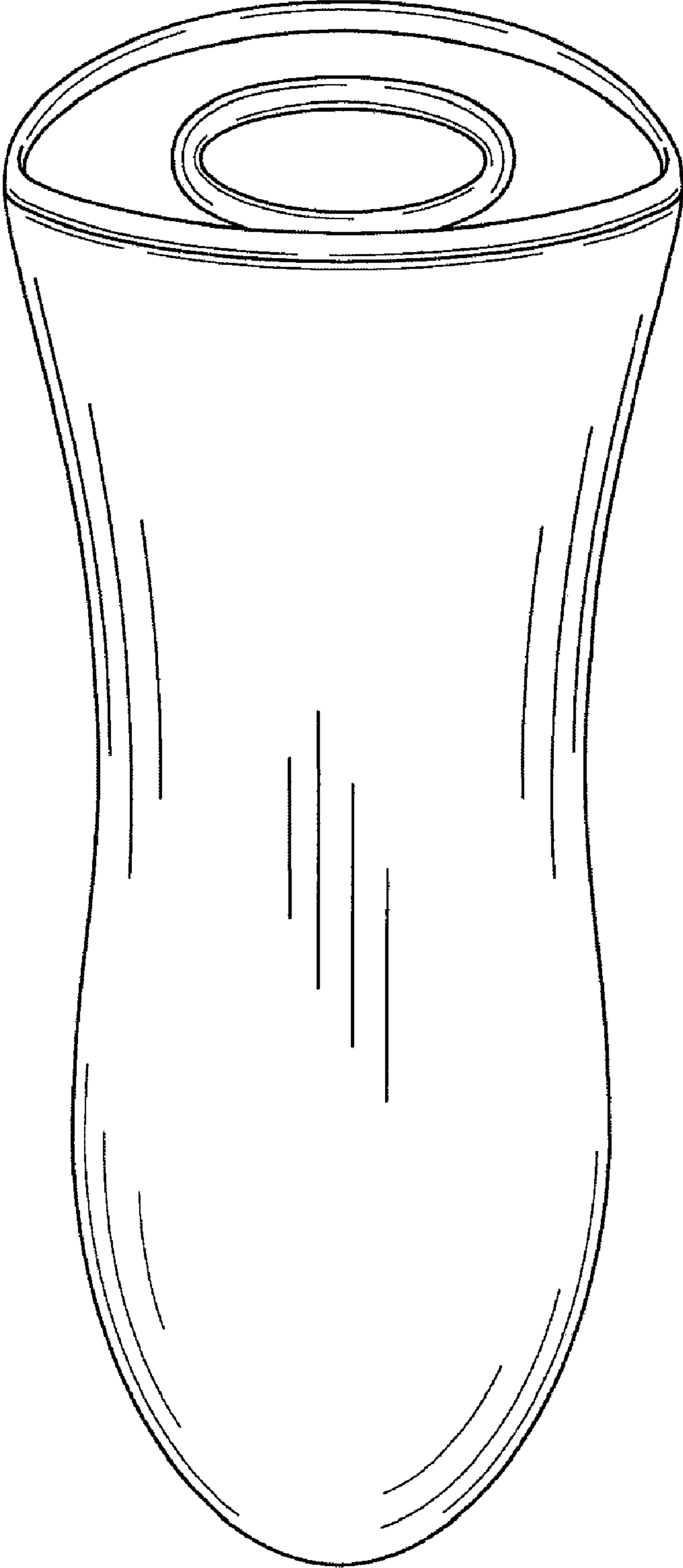


FIG. 3

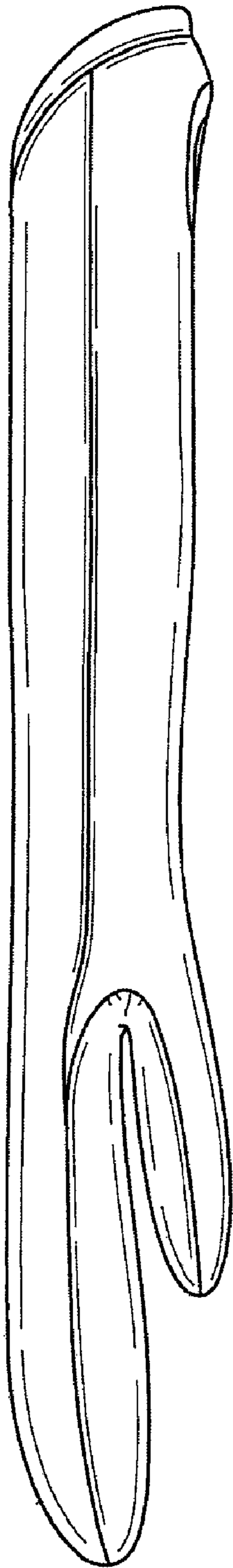


FIG. 4

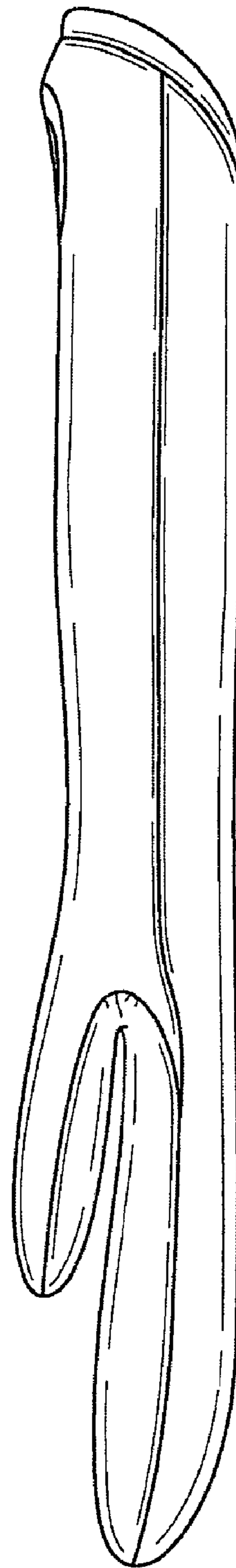


FIG. 5

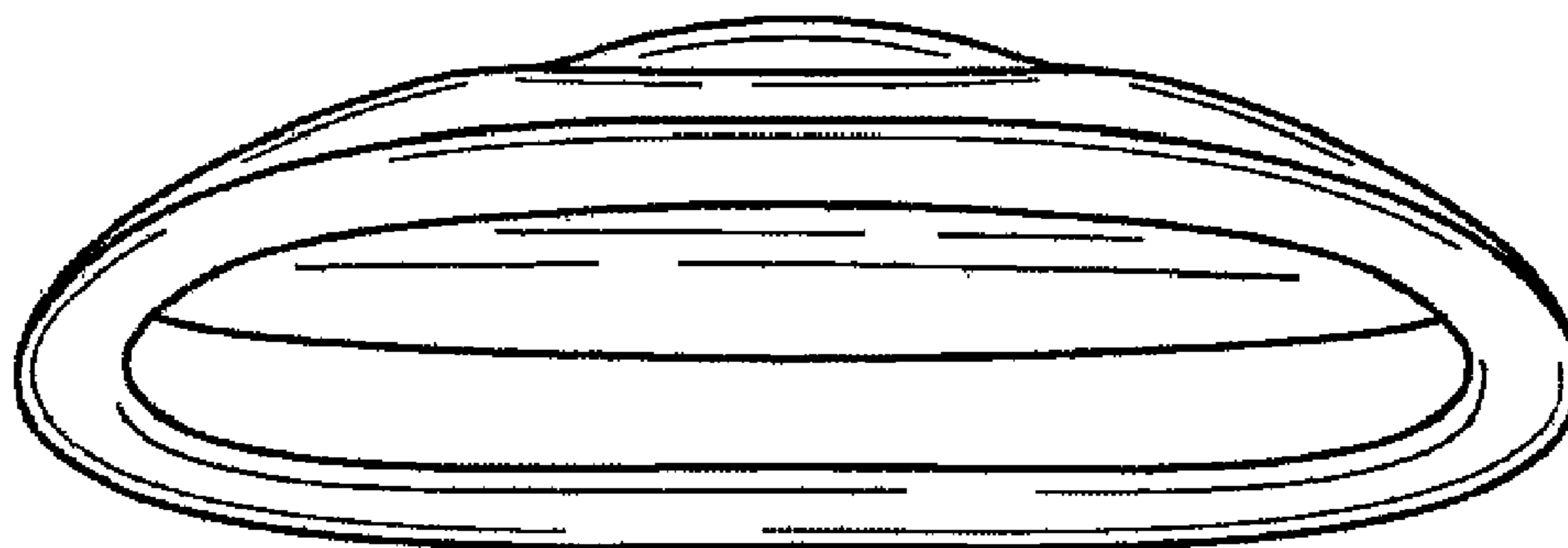


FIG. 6

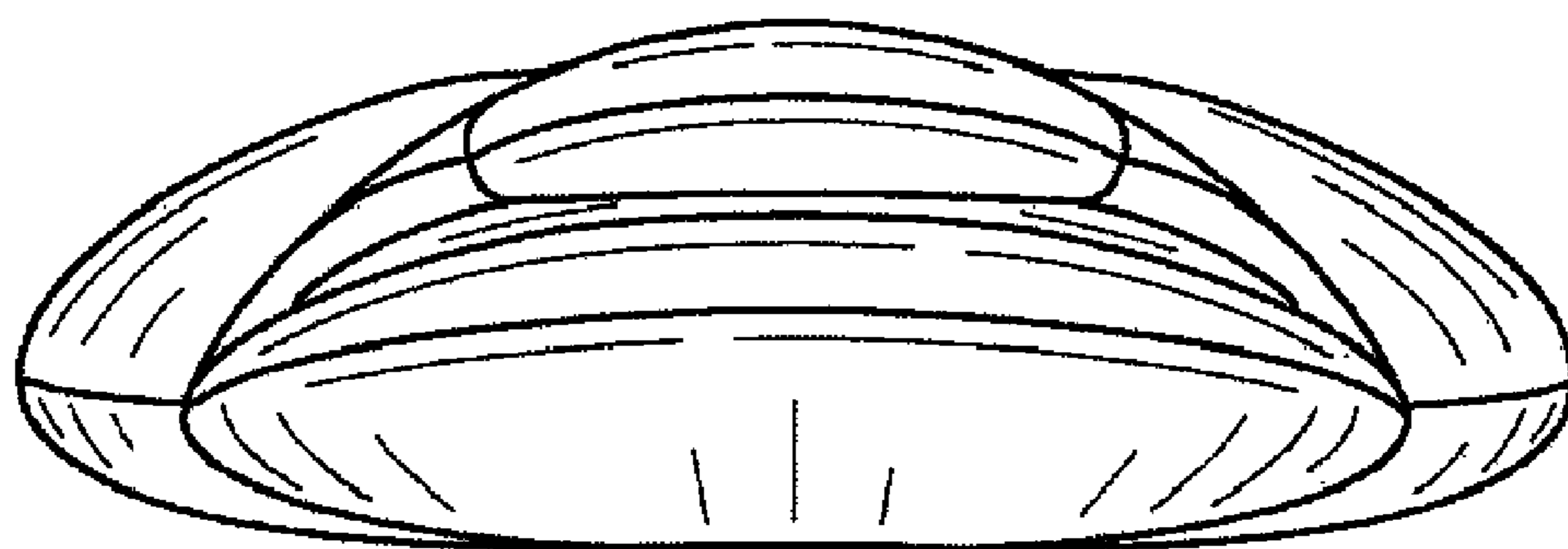


FIG. 7