



US00D594157S

(12) **United States Design Patent**
Nanda

(10) **Patent No.:** **US D594,157 S**
(45) **Date of Patent:** **** Jun. 9, 2009**

(54) **DENTAL FLOSS HOLDER**

(75) Inventor: **Puneet Nanda**, Cerritos, CA (US)

(73) Assignee: **Dr. Fresh, Inc.**, Buena Park, CA (US)

(**) Term: **14 Years**

(21) Appl. No.: **29/299,129**

(22) Filed: **Dec. 19, 2007**

(51) **LOC (9) Cl.** **28-03**

(52) **U.S. Cl.** **D28/66**

(58) **Field of Classification Search** D28/31,
D28/56, 65-68, 73; D24/152; 433/141,
433/146-147; 132/322-329

See application file for complete search history.

(56) **References Cited**

U.S. PATENT DOCUMENTS

D227,896 S	*	7/1973	Chodorow	D28/68
D352,801 S		11/1994	Chung		
D376,672 S	*	12/1996	Topelko	D28/68
D382,367 S	*	8/1997	Andrade et al.	D28/65
5,738,125 A		4/1998	Lin		
D401,701 S	*	11/1998	Chodorow	D28/66
D410,115 S	*	5/1999	Chodorow	D28/68
D443,113 S		5/2001	Chodorow		
D456,566 S		4/2002	Chodorow		
D481,829 S		11/2003	Gwen		
D484,643 S		12/2003	Nanda		
D489,490 S		5/2004	Chodorow		

D503,496 S		3/2005	Nanda		
D531,756 S	*	11/2006	Yost et al.	D28/68
D531,757 S		11/2006	Jansheski et al.		
D532,160 S		11/2006	Jansheski et al.		
D532,934 S	*	11/2006	Crossman	D28/65

* cited by examiner

Primary Examiner—Janice E Seeger

Assistant Examiner—Zenia I Bennett

(74) *Attorney, Agent, or Firm*—Knobbe, Martens, Olson & Bear, LLP

(57) **CLAIM**

The ornamental design for a dental floss holder, as shown and described.

DESCRIPTION

FIG. 1 is a top, front, and left side perspective of a dental floss holder embodying my new design.

FIG. 2 is a left side view of FIG. 1, the right side being a mirror image.

FIG. 3 is a top plan view of FIG. 1.

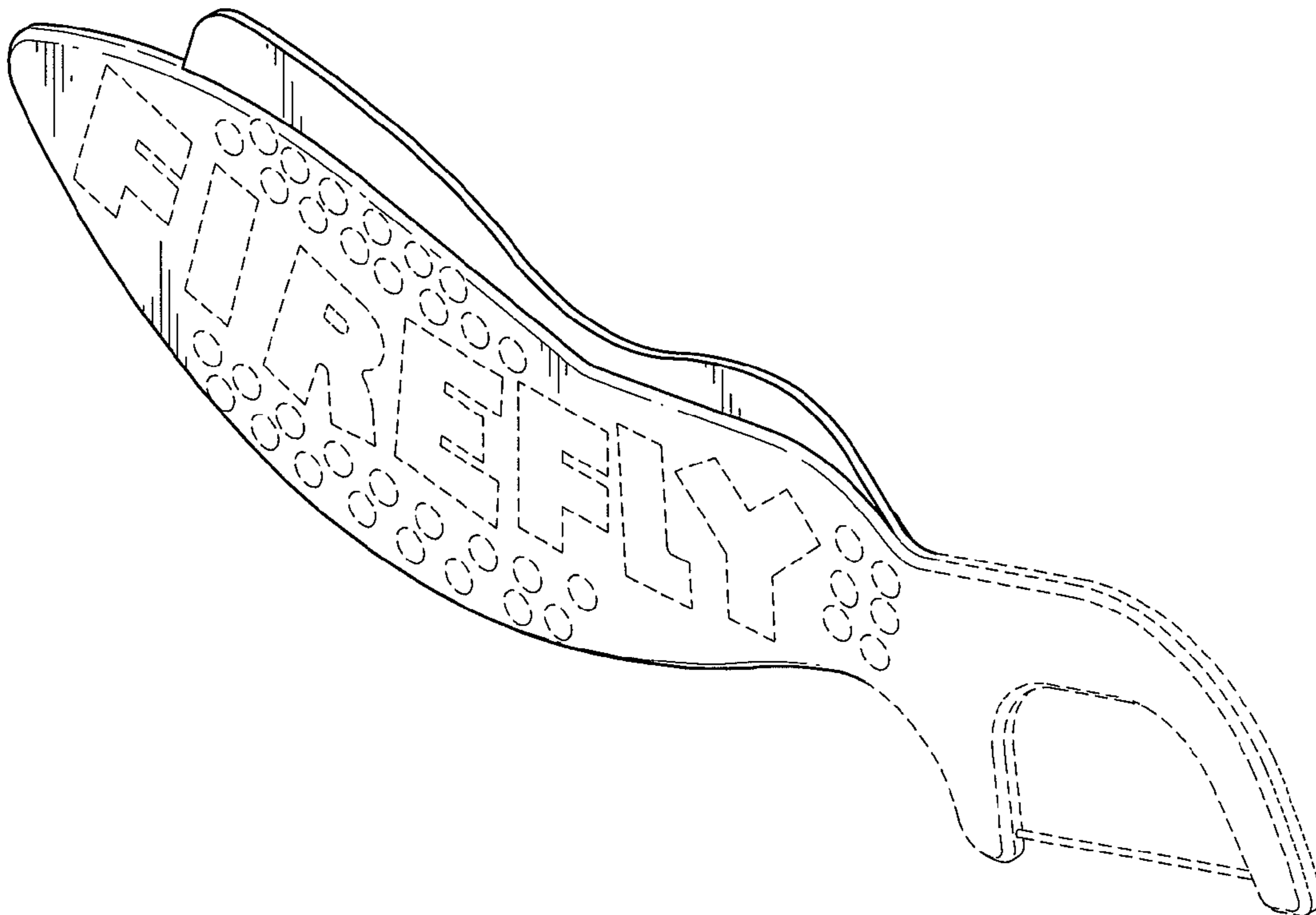
FIG. 4 is a bottom plan view of FIG. 1.

FIG. 5 front elevation view of FIG. 1; and,

FIG. 6 is a rear elevation view of FIG. 1.

Shown in phantom lines are features of the flossing device which form no part of the claimed design.

1 Claim, 2 Drawing Sheets



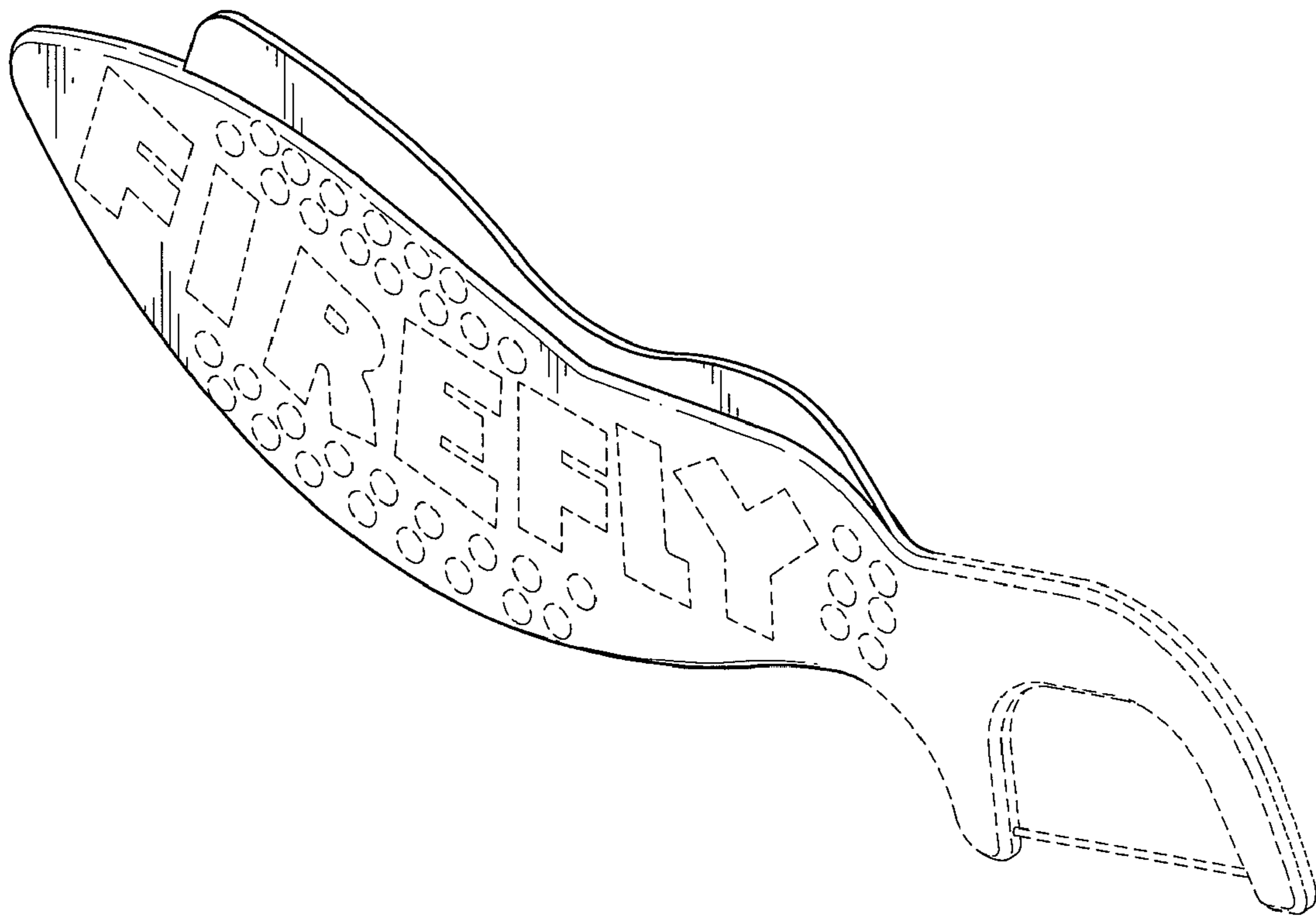


FIG. 1

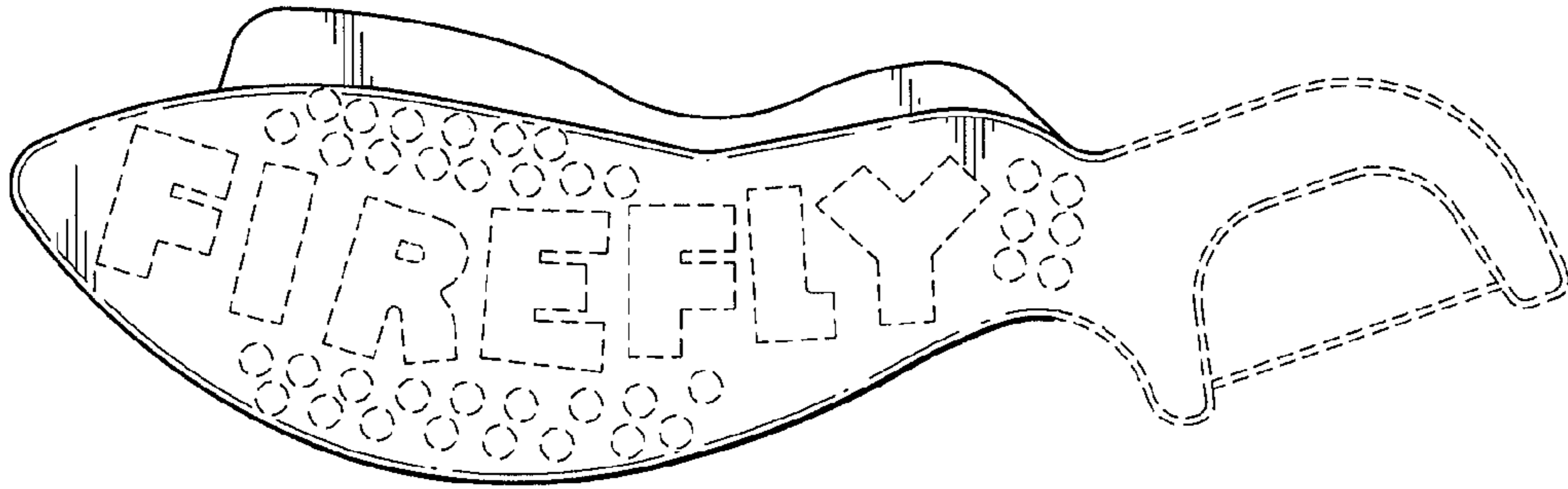


FIG. 2

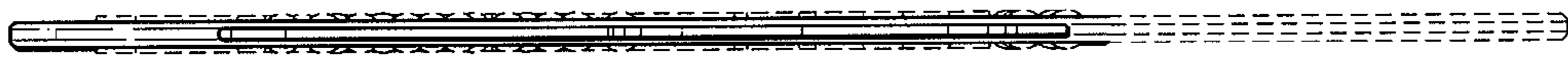


FIG. 3




FIG. 4



FIG. 5



FIG. 6