

US00D594152S

(12) **United States Design Patent**
Miranda

(10) **Patent No.:** **US D594,152 S**
(45) **Date of Patent:** **** Jun. 9, 2009**

(54) **WALL SCONCE FRAME**

(76) Inventor: **Pasquale Miranda**, 63- 2nd St., Garden City, NY (US) 11530

(**) Term: **14 Years**

(21) Appl. No.: **29/313,442**

(22) Filed: **Jan. 6, 2009**

(51) **LOC (9) Cl.** **26-99**

(52) **U.S. Cl.** **D26/152**

(58) **Field of Classification Search** D11/131,
D11/141; D26/85, 76, 118, 87, 86, 128,
D26/74, 138, 60, 72, 75, 113, 120, 129, 140,
D26/141, 142, 152, 153, 154, 155, 143, 144,
D26/81; D8/381; D10/118; D13/180; D34/1;
D5/1, 2, 41; D6/310; 119/233, 266, 267,
119/269, 256, 257; 362/148, 364, 365, 606,
362/612, 576, 581, 121, 125, 147, 217, 257,
362/317, 330, 351, 356, 363, 396, 404, 405,
362/101, 366

See application file for complete search history.

(56) **References Cited**

U.S. PATENT DOCUMENTS

D64,559 S * 4/1924 Pfeager D26/152
D73,520 S * 9/1927 Holdeman D26/152

D481,825 S * 11/2003 Fickas et al. D26/138
D514,245 S * 1/2006 Miranda D26/87
D514,249 S * 1/2006 Miranda D26/142

* cited by examiner

Primary Examiner—Cathron C Brooks
Assistant Examiner—Kevin K Rudzinski

(57) **CLAIM**

The ornamental design for a wall sconce frame, as shown and described.

DESCRIPTION

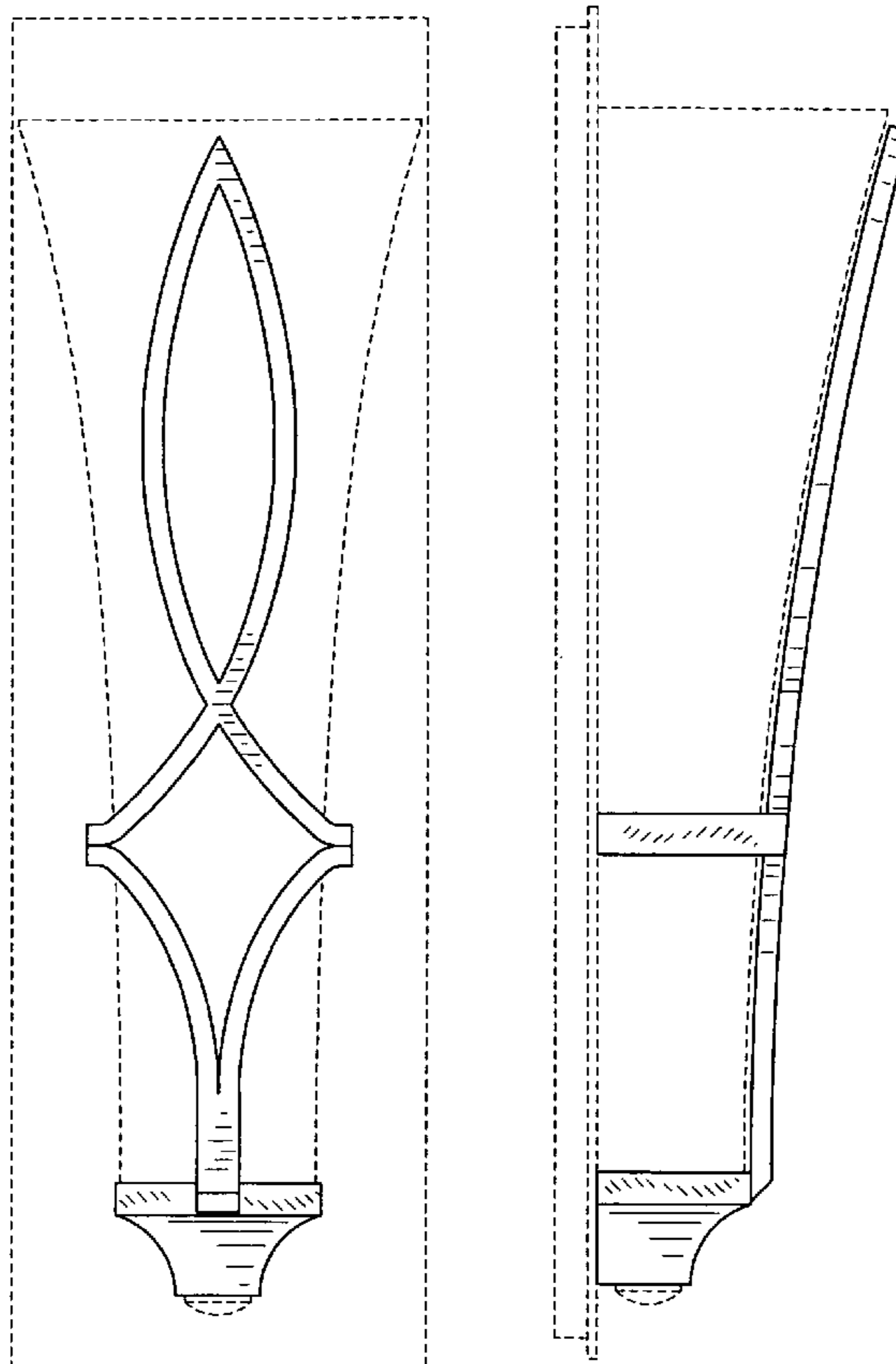
FIG. 1 is a front elevational view of wall sconce frame showing my new design;

FIG. 2 is a side elevational view thereof, opposite side being identical; and,

FIG. 3 is a bottom plan view thereof.

The broken-line showing of environmental structures in FIGS. 1–3 is for illustrative purposes only and forms no part of the claimed design.

1 Claim, 3 Drawing Sheets



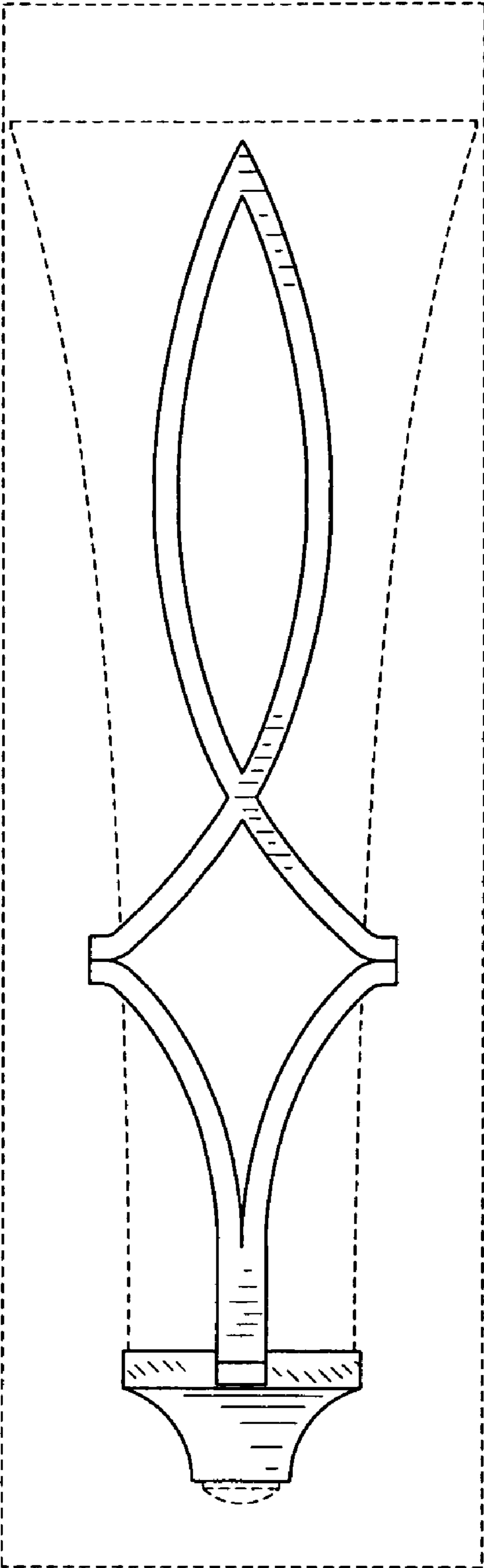


FIG. 1

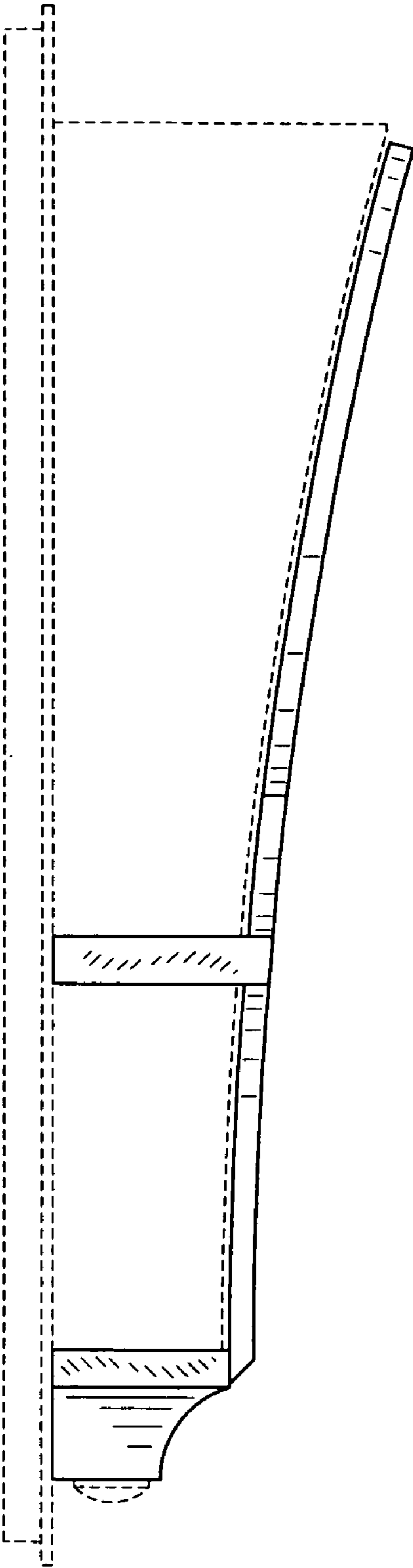


FIG. 2




FIG. 3