

US00D594151S

(12) **United States Design Patent**  
**Thomas**

(10) **Patent No.:** **US D594,151 S**  
(45) **Date of Patent:** **\*\* Jun. 9, 2009**

(54) **CLIP SHADE**

(76) Inventor: **Deanna K. Thomas**, 12710 Schooner Dr., Fort Wayne, IN (US) 46845-9599

(\*\*) Term: **14 Years**

(21) Appl. No.: **29/310,666**

(22) Filed: **Sep. 2, 2008**

(51) **LOC (9) Cl.** ..... **26-99**

(52) **U.S. Cl.** ..... **D26/118**

(58) **Field of Classification Search** ..... 119/233,  
119/266, 267, 269, 256, 257; D26/85, 76,  
D26/118, 87, 86, 128, 74, 138, 60, 72, 75,  
D26/113, 120, 129, 140, 141, 142, 152, 153,  
D26/154, 155, 143, 144, 81; D11/131, 141;  
D8/381; D10/118; D13/180; D34/1; D5/1,  
D5/2, 41; D6/310; 362/148, 364, 365, 606,  
362/612, 576, 581, 121, 125, 147, 217, 257,  
362/317, 330, 351, 356, 363, 396, 404, 405,  
362/101, 366

See application file for complete search history.

(56) **References Cited**

**U.S. PATENT DOCUMENTS**

D121,992 S *	8/1940	Griffith et al. ....	D26/128
D133,986 S *	10/1942	Gordon .....	D26/76
2,681,410 A *	6/1954	De Sherbinin .....	362/444
D183,152 S *	7/1958	Wellhofer .....	D10/118
D285,489 S *	9/1986	Russell .....	D26/87
D309,792 S *	8/1990	Mangiarotti .....	D26/85
D316,612 S *	4/1991	Scott .....	D26/113
D323,906 S *	2/1992	Miranda et al. ....	D26/85
D339,654 S *	9/1993	Chan .....	D26/131
5,373,428 A *	12/1994	Day .....	362/223

D357,762 S	4/1995	Douglas	
D372,325 S	7/1996	Hackworth	
D398,415 S *	9/1998	Markee .....	D26/87
D455,223 S *	4/2002	Crosby .....	D26/85
D469,910 S *	2/2003	St-Pierre .....	D26/85
6,959,510 B1 *	11/2005	Nelson et al. ....	43/113
7,234,848 B2 *	6/2007	Dorr et al. ....	362/444
D548,877 S	8/2007	Chen	
D549,868 S	8/2007	Deron	
D555,026 S *	11/2007	Teiber et al. ....	D10/118

\* cited by examiner

*Primary Examiner*—Cathron C Brooks

*Assistant Examiner*—Kevin K Rudzinski

(74) *Attorney, Agent, or Firm*—Frank D. Lachenmaier

(57) **CLAIM**

The ornamental design for the clip shade, as shown and described.

**DESCRIPTION**

FIG. 1 is a front view of the clip shade showing my new design;

FIG. 2 is a right side view thereof, with the left side view being a mirror image;

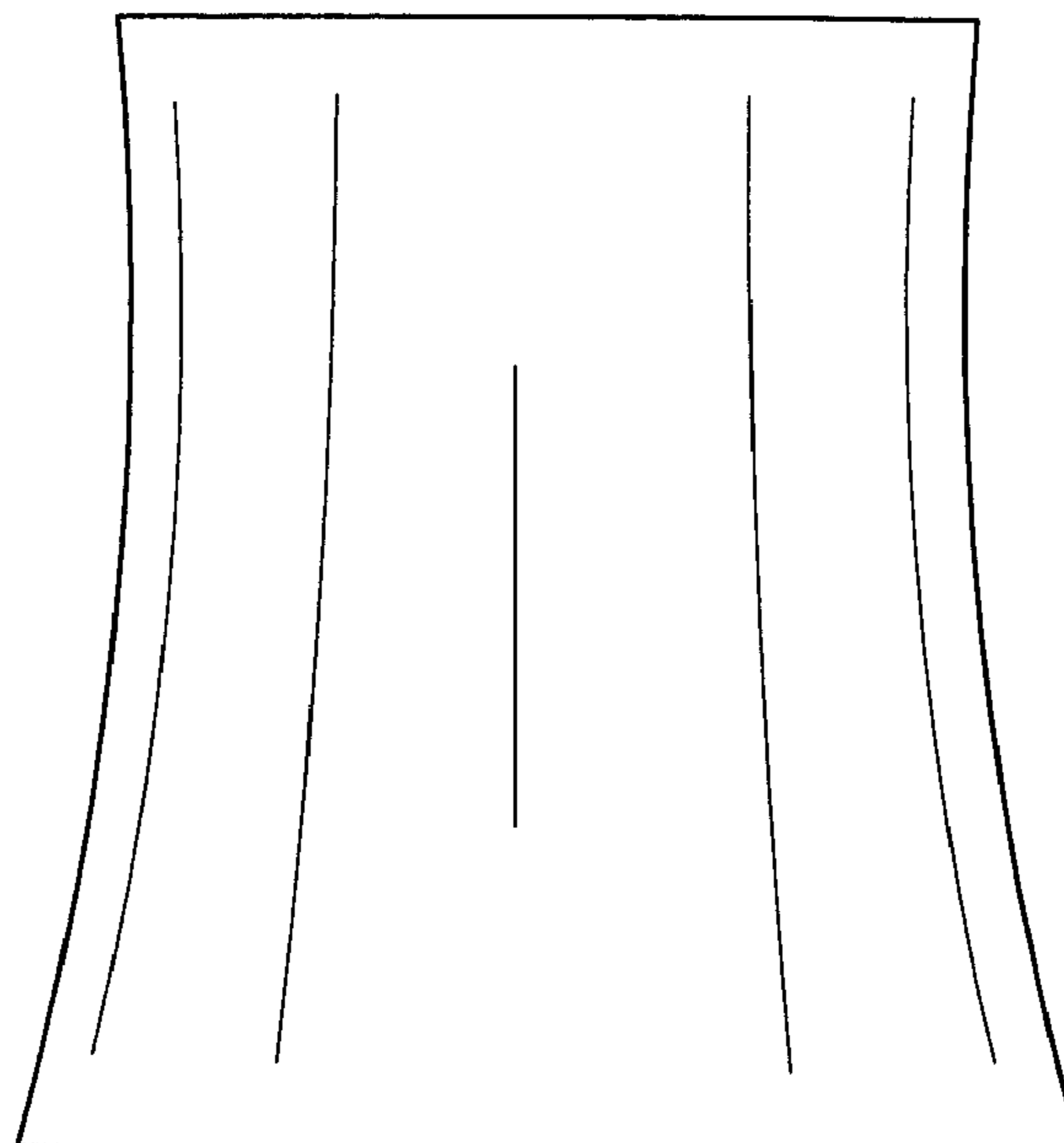
FIG. 3 is a rear view thereof;

FIG. 4 is an enlarged top view thereof;

FIG. 5 is an enlarged bottom view thereof; and,

FIG. 6 is an enlarged perspective view of the clip shade shown in use, wherein the broken lines showing the light bulb are for illustrative purposes only and form no part of the claimed design.

**1 Claim, 3 Drawing Sheets**



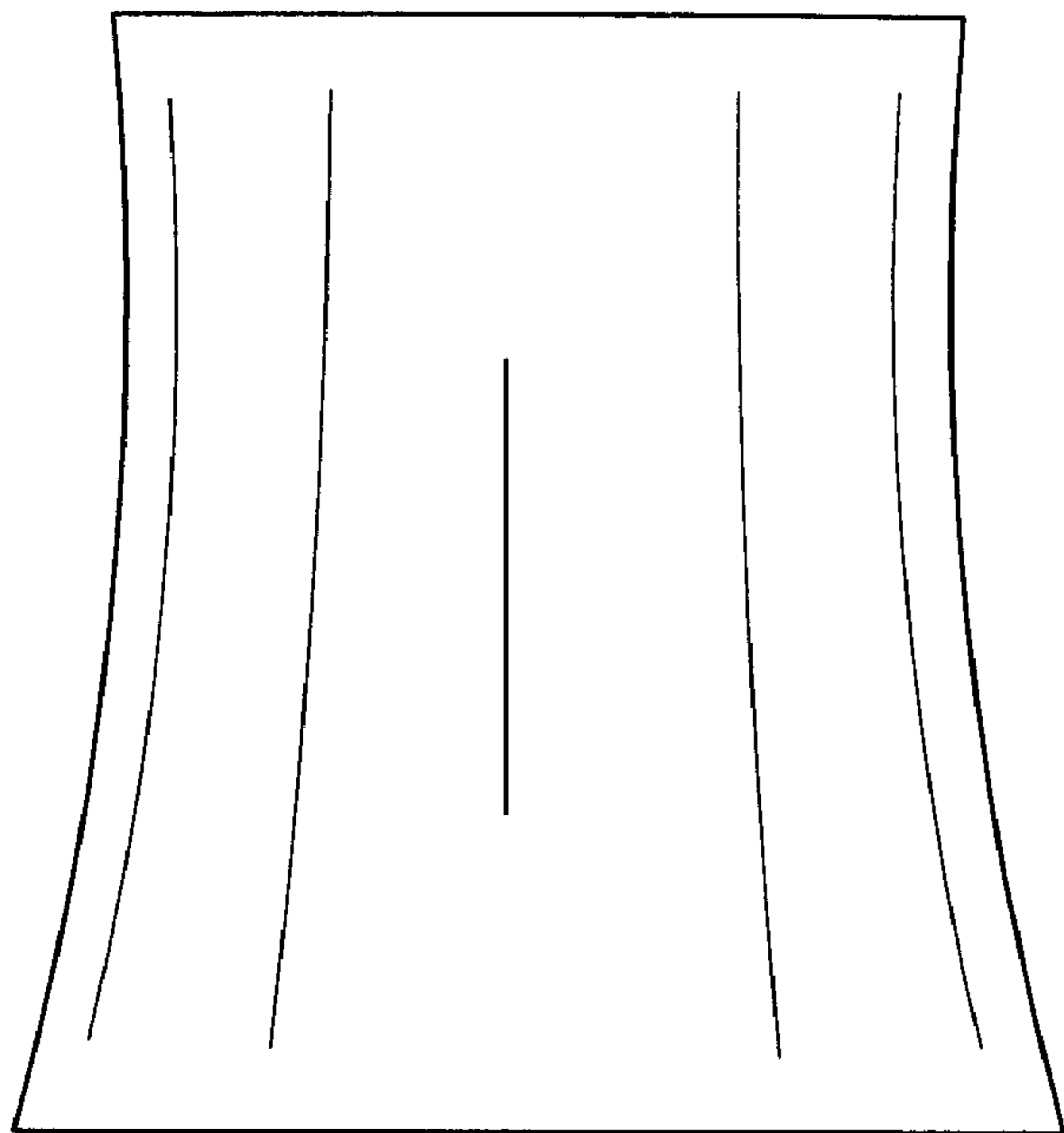


FIG 1

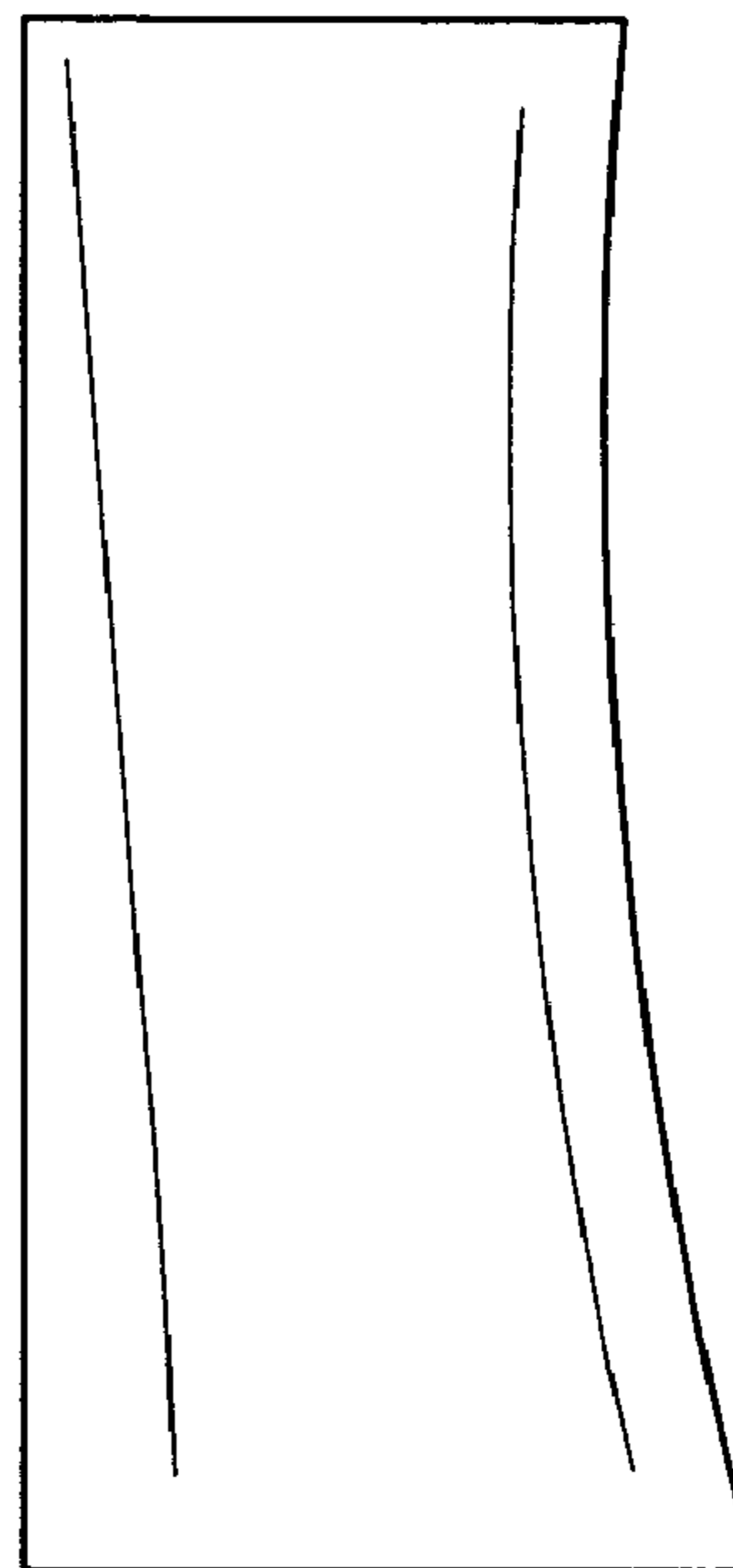


FIG 2

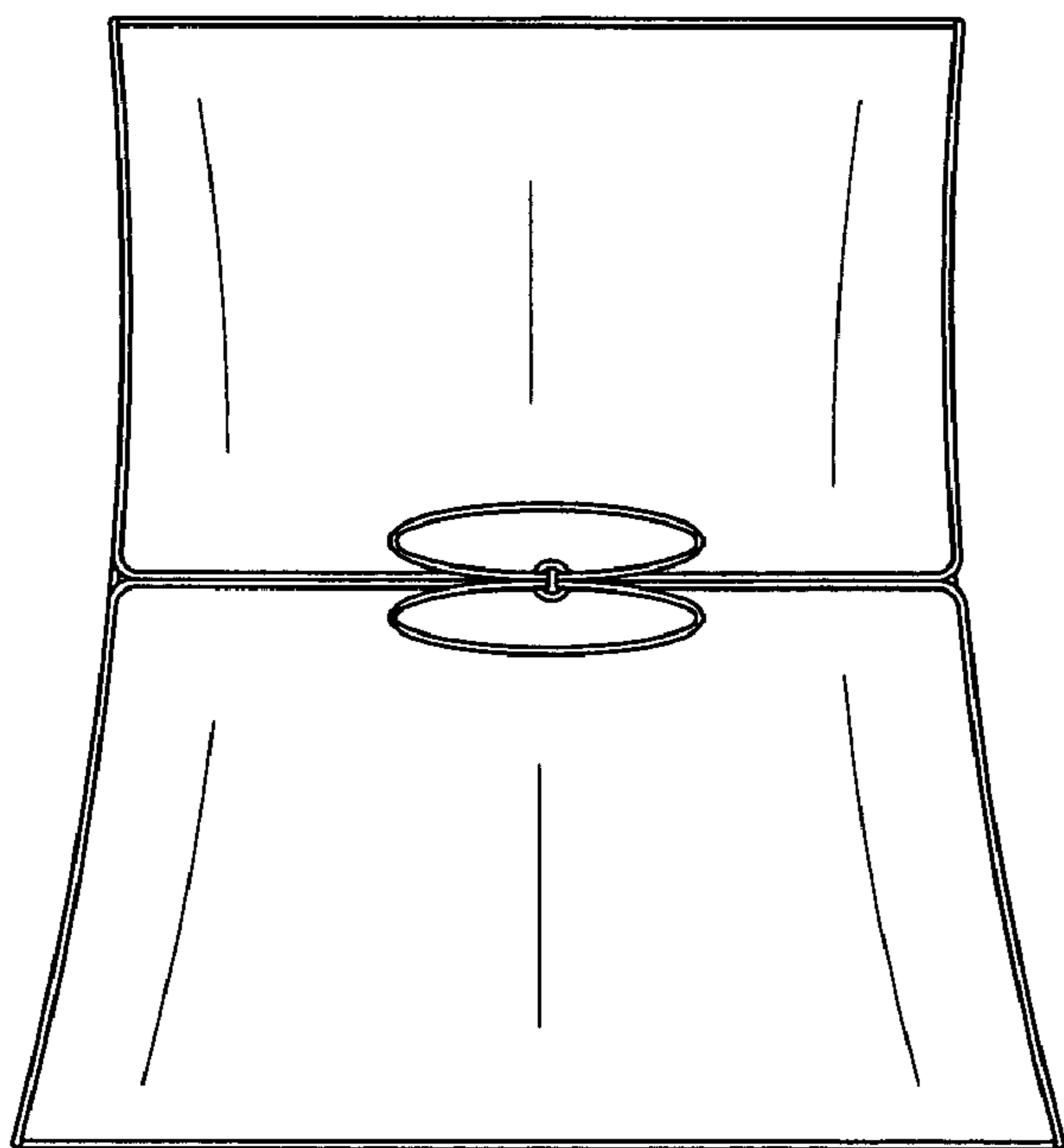


FIG 3

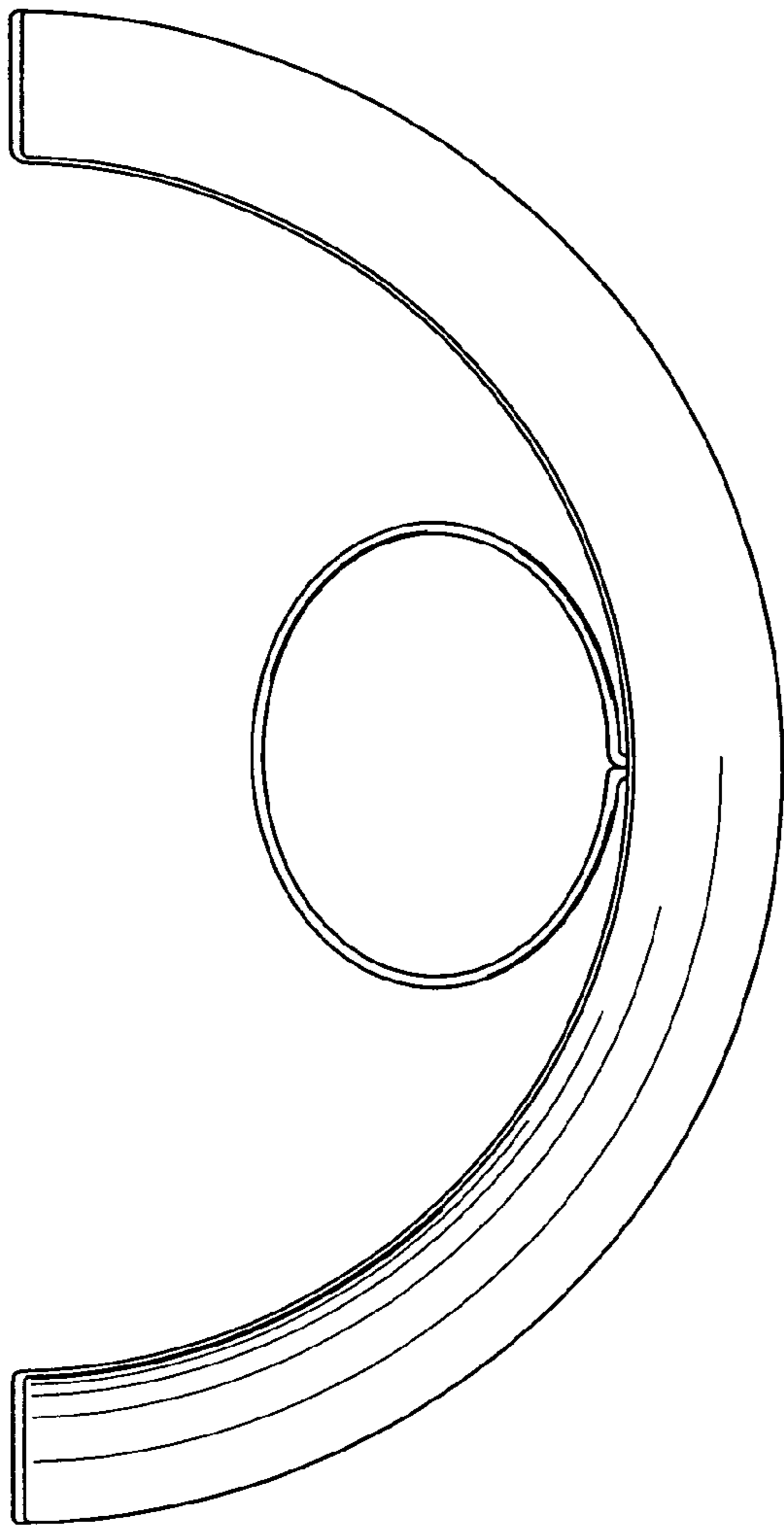


FIG 4

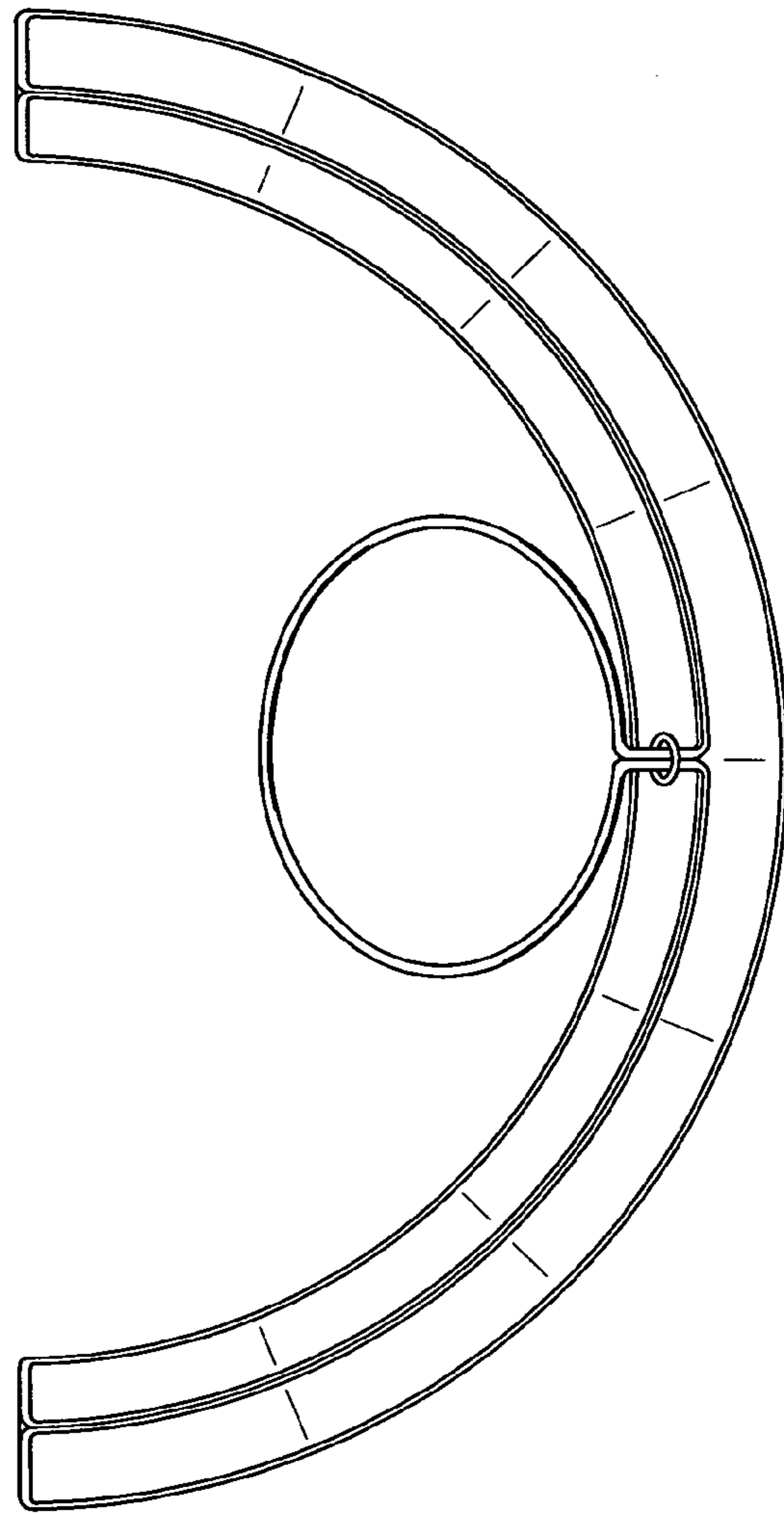


FIG 5

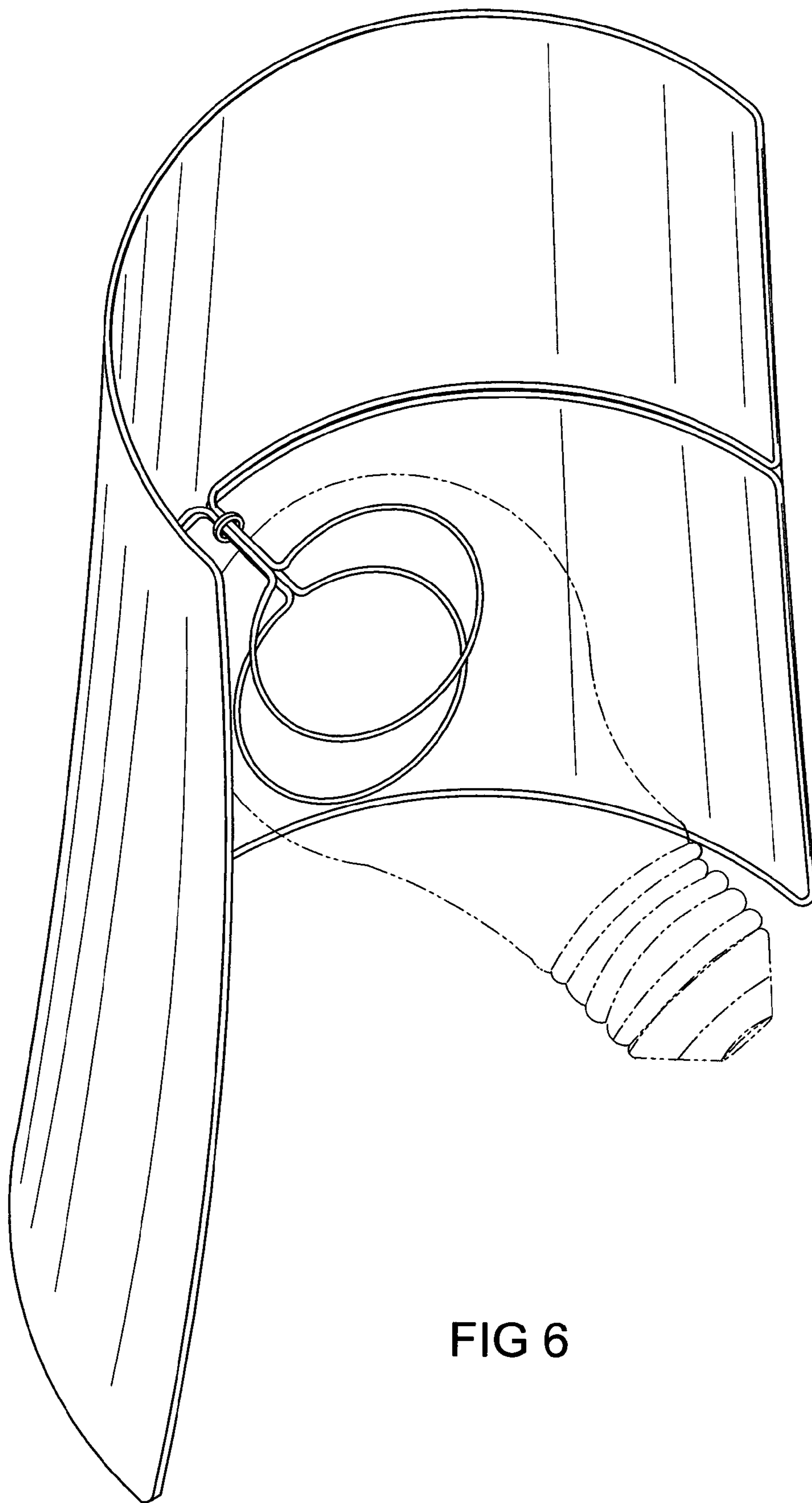


FIG 6