

US00D594131S

(12) **United States Design Patent**  
**Nguyen**

(10) **Patent No.:** **US D594,131 S**  
(45) **Date of Patent:** **\*\* Jun. 9, 2009**

(54) **SPECIMEN COLLECTOR AND TESTER  
COMBINED**

2006/0139631 A1\* 6/2006 Feldsine et al. .... 422/56  
\* cited by examiner

(76) Inventor: **Phuong Nguyen**, 7626 Palmilla Dr. #90,  
San Diego, CA (US) 92122

*Primary Examiner*—T. Chase Nelson  
*Assistant Examiner*—Anhdao Doan  
(74) *Attorney, Agent, or Firm*—Charmasson, Buchaca &  
Leach, LLP

(\*\*) Term: **14 Years**

(21) Appl. No.: **29/306,553**

(57) **CLAIM**

(22) Filed: **Apr. 10, 2008**

The ornamental design for a specimen collector and tester combined, as shown and described.

(51) **LOC (9) Cl.** ..... **24-01**

(52) **U.S. Cl.** ..... **D24/216**

(58) **Field of Classification Search** ..... D24/216–226,  
D24/169; D10/81; 422/56, 58, 61, 63, 69,  
422/99, 102; 436/65, 66

See application file for complete search history.

**DESCRIPTION**

FIG. 1 is a top, front and left side perspective view of a specimen collector and tester combined showing my new design;

FIG. 2 is a bottom, back and right side perspective view thereof;

FIG. 3 is a back elevational view thereof, the front elevational view being a mirror image thereof;

FIG. 4 is a left side elevational view thereof;

FIG. 5 is a right side elevational view thereof;

FIG. 6 is a top plan view thereof; and,

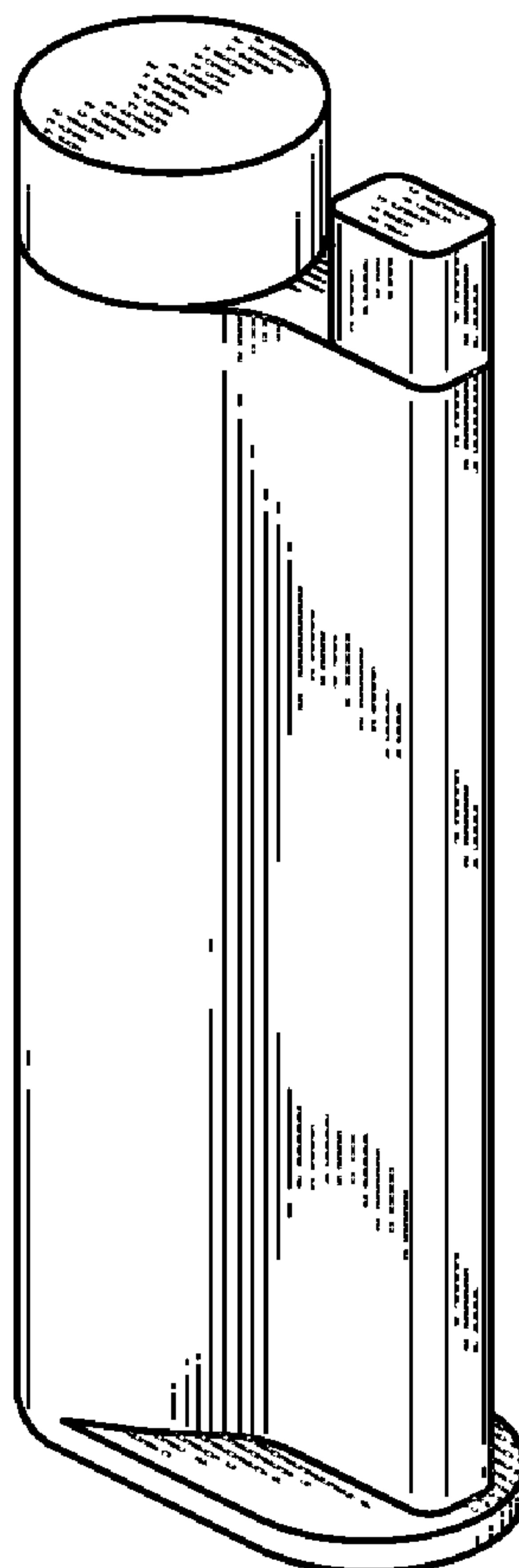
FIG. 7 is a bottom plan view thereof.

(56) **References Cited**

**U.S. PATENT DOCUMENTS**

5,372,946	A *	12/1994	Cusak et al.	.....	422/102
5,766,962	A *	6/1998	Childs et al.	.....	422/58
D439,985	S *	4/2001	Sanner	.....	D24/216
D472,975	S *	4/2003	Iori et al.	.....	D24/224
D510,769	S *	10/2005	Bublewitz et al.	.....	D24/224
D547,859	S *	7/2007	Choi	.....	D24/113
7,282,181	B2 *	10/2007	Hudak et al.	.....	422/99
D561,344	S *	2/2008	Kozak et al.	.....	D24/216

**1 Claim, 2 Drawing Sheets**






FIG. 1

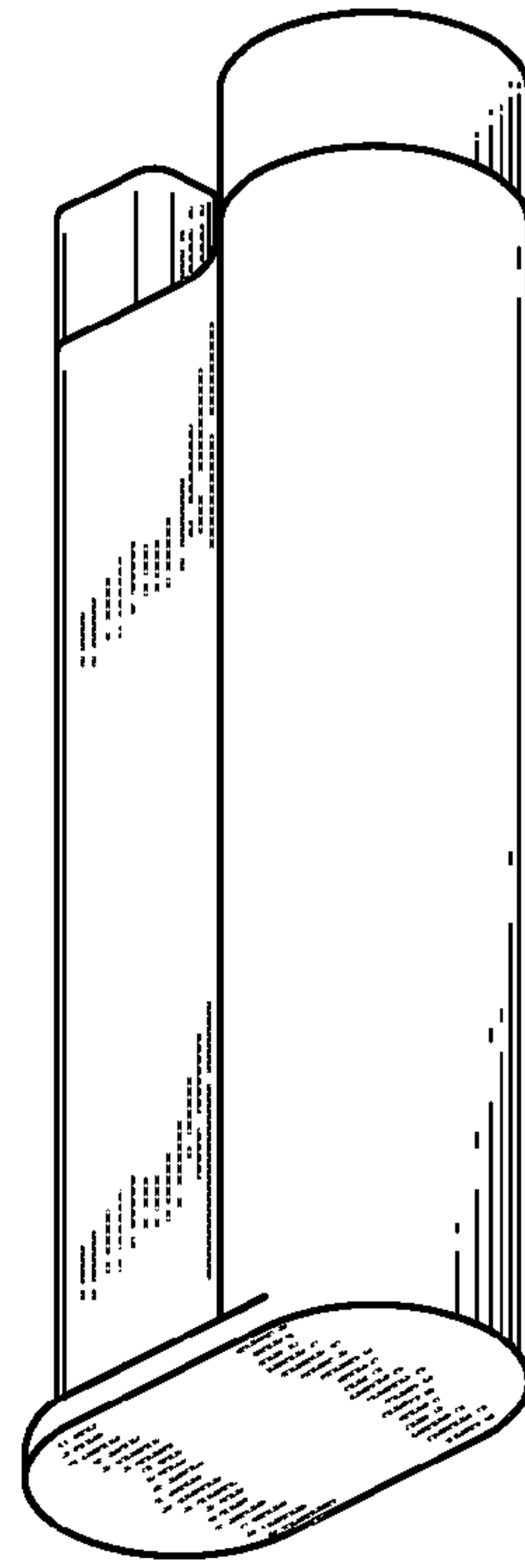


FIG. 2

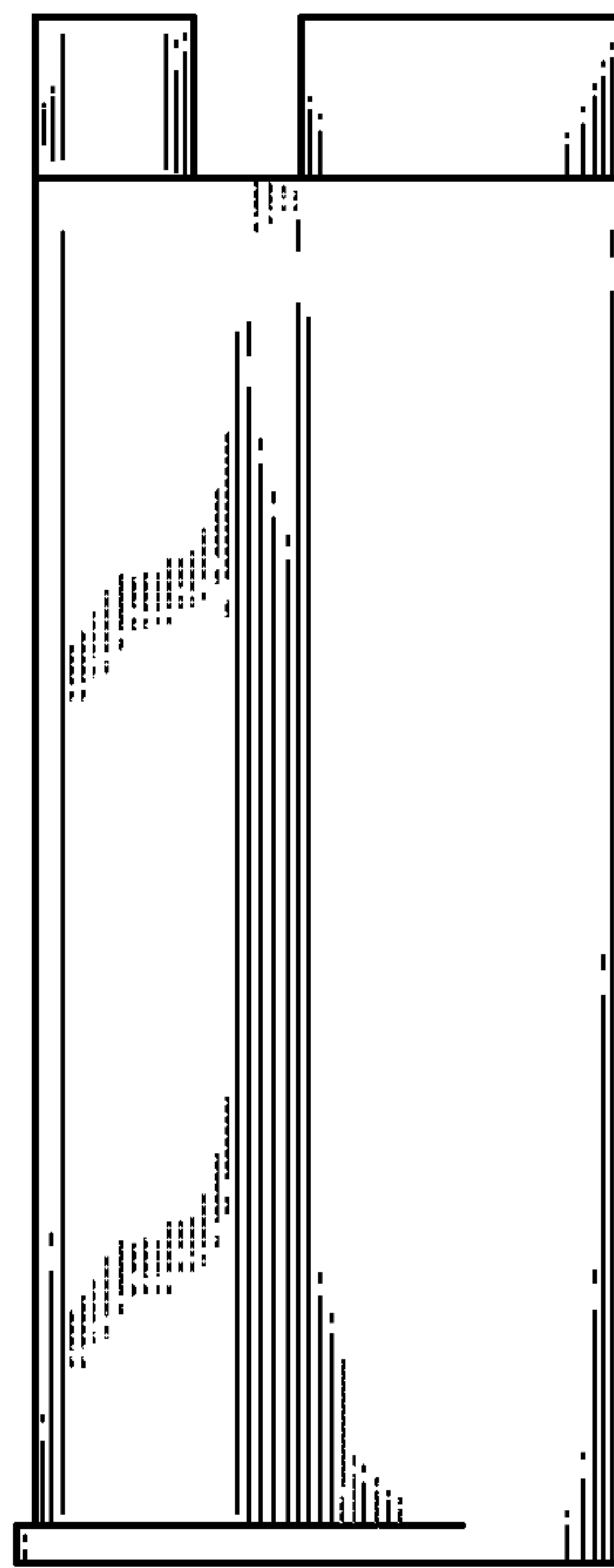


FIG. 3




FIG. 4




FIG. 5

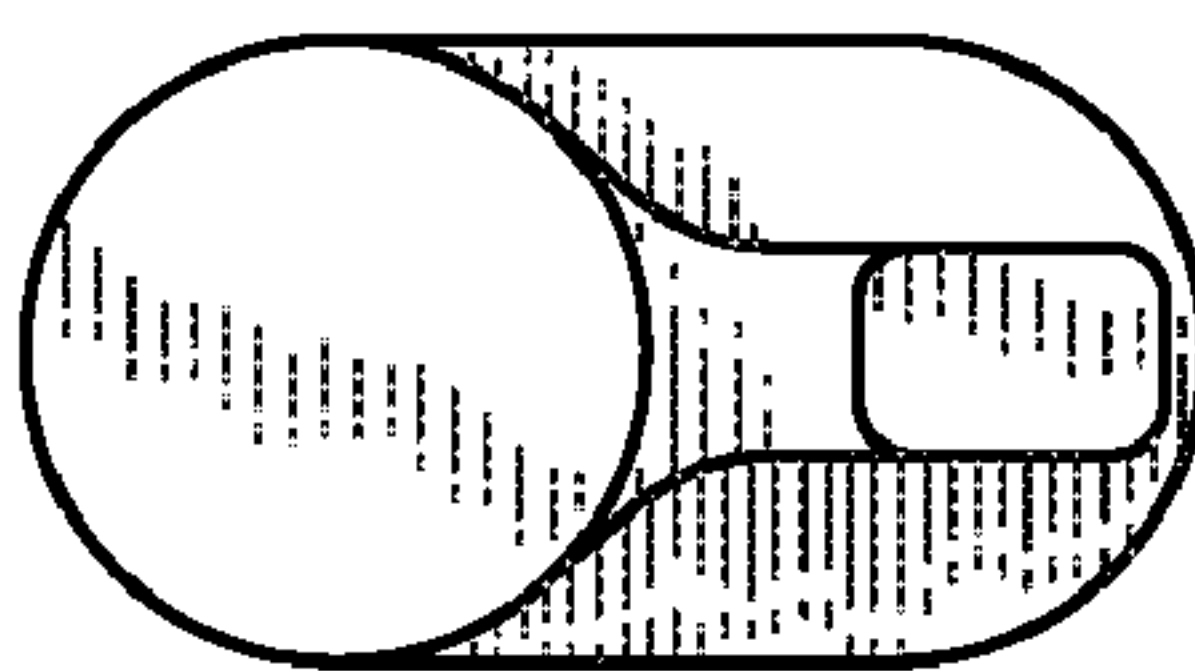


FIG. 6



FIG. 7