



US00D594100S

(12) **United States Design Patent**  
**Canale**

(10) **Patent No.:** **US D594,100 S**

(45) **Date of Patent:** **\*\* Jun. 9, 2009**

(54) **TRANSPARENT SHOWER GUARD**

D389,232 S \* 1/1998 Pangowski ..... D23/307  
D539,880 S \* 4/2007 Johnson ..... D23/307

(76) Inventor: **Anthony Canale**, 1111 Axis Ct.,  
Virginia Beach, VA (US) 23454

\* cited by examiner

(\*\*) Term: **14 Years**

*Primary Examiner*—Robert A Delehanty  
(74) *Attorney, Agent, or Firm*—Patwrite LLC; Mark David Torche

(21) Appl. No.: **29/280,114**

(22) Filed: **May 17, 2007**

(57) **CLAIM**

(51) **LOC (9) Cl.** ..... **23-02**

The ornamental design for a transparent shower guard, as shown and described.

(52) **U.S. Cl.** ..... **D23/307**

(58) **Field of Classification Search** ..... D23/303–304,  
D23/307; 4/605, 607–610, 558, 661, 559,  
4/597; 160/349.1–349.2, DIG. 6

**DESCRIPTION**

See application file for complete search history.

FIG. 1 is a perspective view of a transparent shower guard showing my new design;

(56) **References Cited**

FIG. 2 is a back view thereof;

**U.S. PATENT DOCUMENTS**

FIG. 3 is a front view thereof;

- 3,724,000 A \* 4/1973 Eakman ..... 4/609
- 3,855,642 A \* 12/1974 Blitch ..... 4/609
- D238,490 S \* 1/1976 Blitch ..... D23/307
- D244,774 S \* 6/1977 Dose ..... D23/307
- 4,189,790 A \* 2/1980 Masters, III ..... 4/559
- D271,516 S \* 11/1983 Dose et al. .... D23/307
- D312,301 S \* 11/1990 Brown ..... D23/307

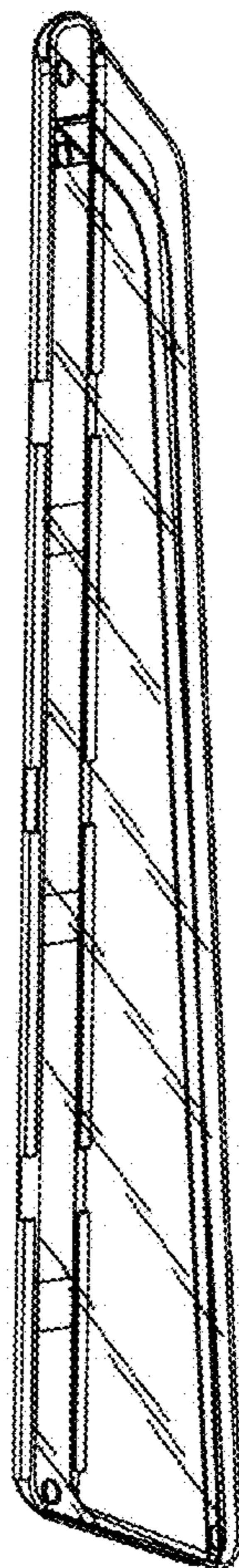
FIG. 4 is a left side view thereof;

FIG. 5 is a right side view thereof;

FIG. 6 is a bottom view thereof; and,

FIG. 7 is a top view thereof.

**1 Claim, 3 Drawing Sheets**



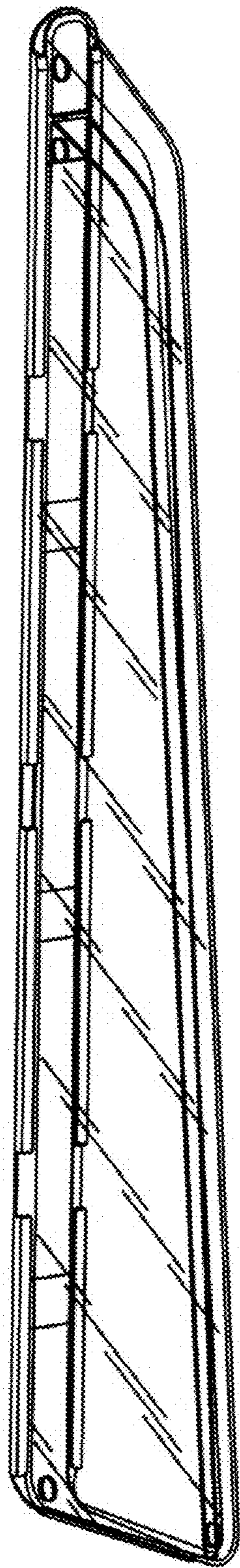


FIG. 1

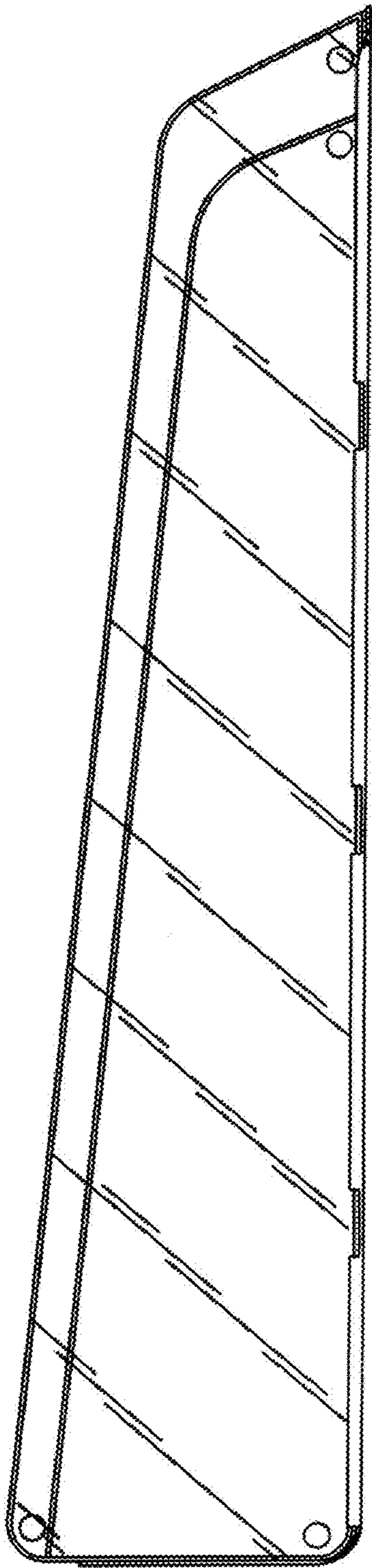


FIG. 2

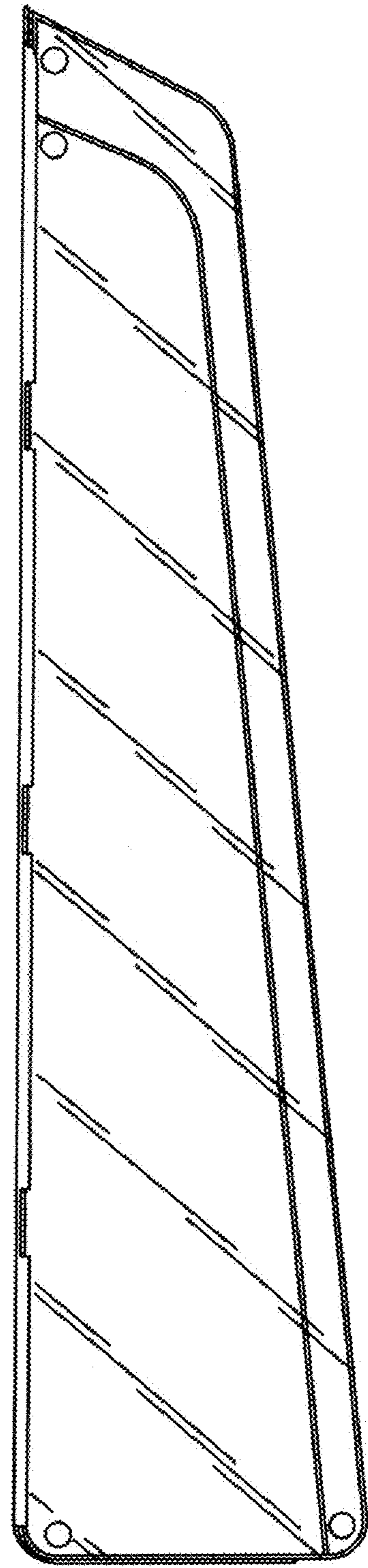


FIG. 3




FIG. 4




FIG. 5




FIG. 6

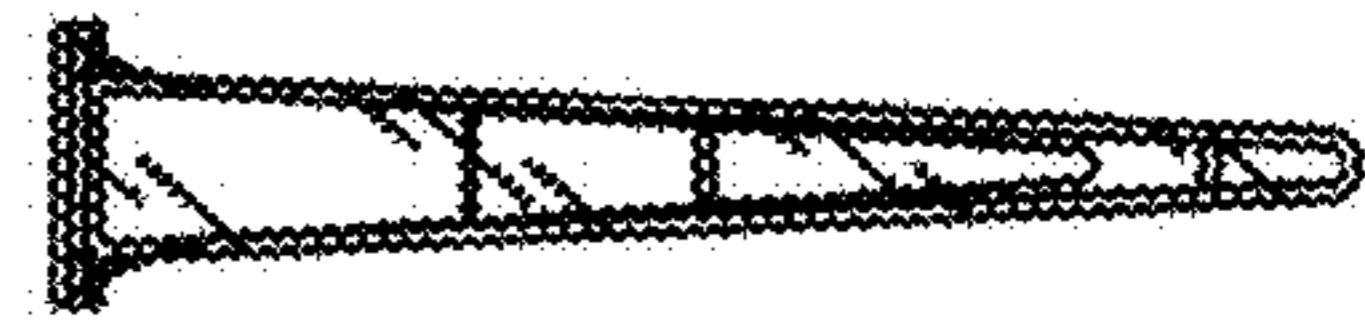


FIG. 7