



US00D594087S

(12) **United States Design Patent**
Campbell

(10) **Patent No.:** **US D594,087 S**
(45) **Date of Patent:** **** Jun. 9, 2009**

(54) **SPRAYER TANK**

D570,447 S 6/2008 Hillhouse

(75) Inventor: **James W. Campbell**, Akron, NY (US)

(73) Assignee: **Chapin Manufacturing, Inc.**, Batavia, NY (US)

(**) Term: **14 Years**

(21) Appl. No.: **29/285,994**

(22) Filed: **Apr. 19, 2007**

(51) **LOC (9) Cl.** **23-01**

(52) **U.S. Cl.** **D23/202; D23/225**

(58) **Field of Classification Search** D23/213,
D23/225, 202; D8/2; 239/373, 154, 142,
239/333; 220/562, 565

See application file for complete search history.

(56) **References Cited**

U.S. PATENT DOCUMENTS

D190,773 S *	6/1961	Koch	D23/202
D229,612 S	12/1973	German		
4,690,331 A	9/1987	Luchsinger		
4,798,333 A	1/1989	Luchsinger		
D337,368 S	7/1993	Berfield et al.		
5,335,853 A	8/1994	Wirz		
D406,313 S	3/1999	Prosper et al.		
6,412,707 B1	7/2002	Wirz		
D527,789 S	9/2006	Thompson et al.		
7,104,468 B2 *	9/2006	Stengel	239/302
7,134,612 B2 *	11/2006	Bertucci et al.	239/304
D547,416 S	7/2007	Hillhouse		
D567,897 S	4/2008	Hillhouse		

OTHER PUBLICATIONS

U.S. Trademark Registration No. 2,596,935.
U.S. Trademark Registration No. 2,587,356.
U.S. Trademark Application Ser. No. 78/534,564.
Solo, Online Troubleshooting/Resource Center, Website page at
<http://tess2.uspto.gov/bin/showfield?f=doc&state=bbov69.2.1>,
printed Jan. 17, 2006.

* cited by examiner

Primary Examiner—Robin V Webster

(74) *Attorney, Agent, or Firm*—Kenneth J. Lukacher; Martin Lukacher

(57) **CLAIM**

The ornamental design for a sprayer tank, as shown and described.

DESCRIPTION

FIG. 1 is a perspective view looking downwardly from the right toward the front of a sprayer tank in accordance with my design;

FIG. 2 is a perspective view similar to FIG. 1 but looking downwardly from the left thereof;

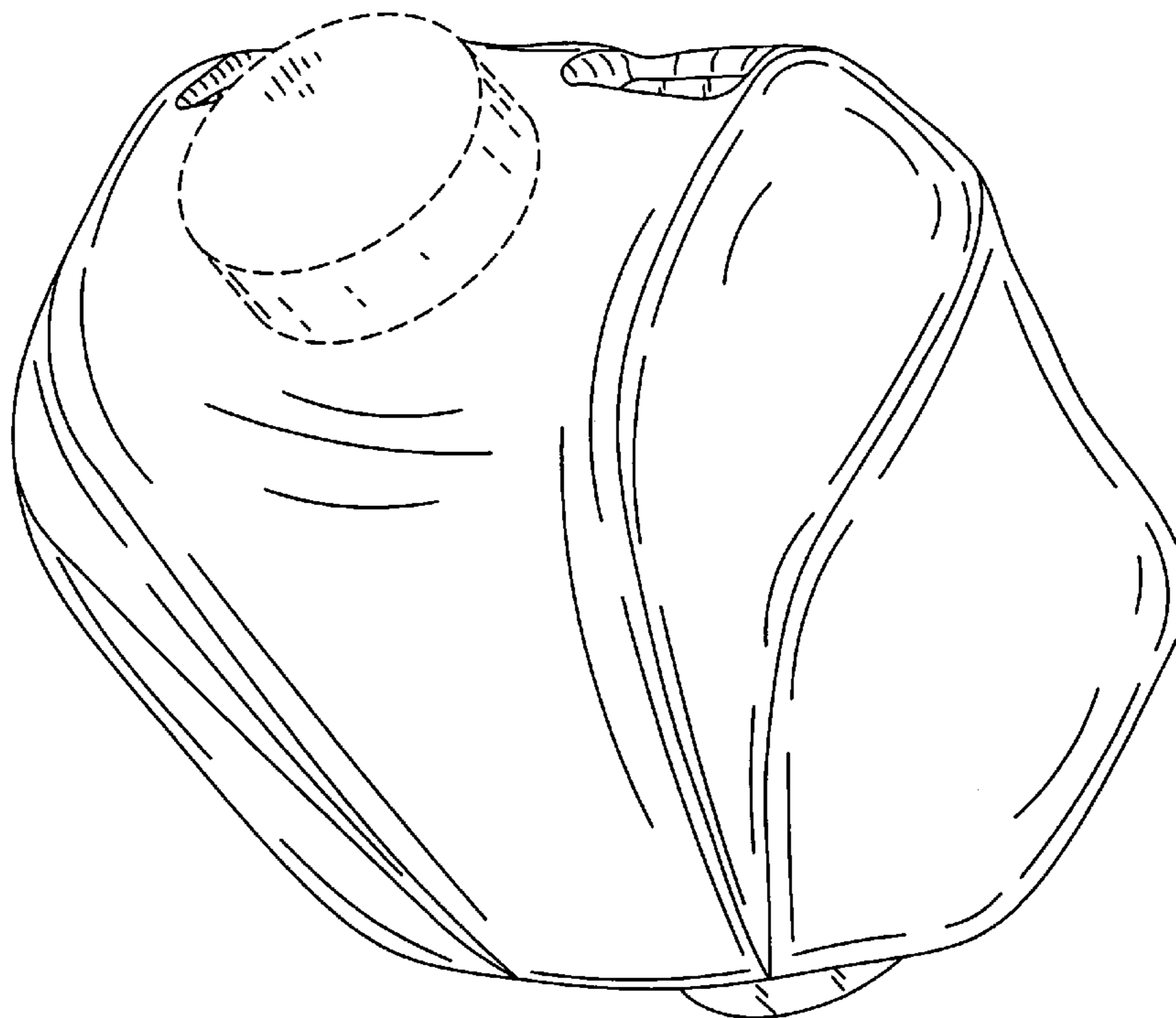
FIG. 3 is a front elevational view thereof;

FIG. 4 is a rear elevational view thereof; and,

FIG. 5 is a bottom view thereof.

The broken line showing is included for the purpose of illustrating and forms no part of the claimed design.

1 Claim, 5 Drawing Sheets



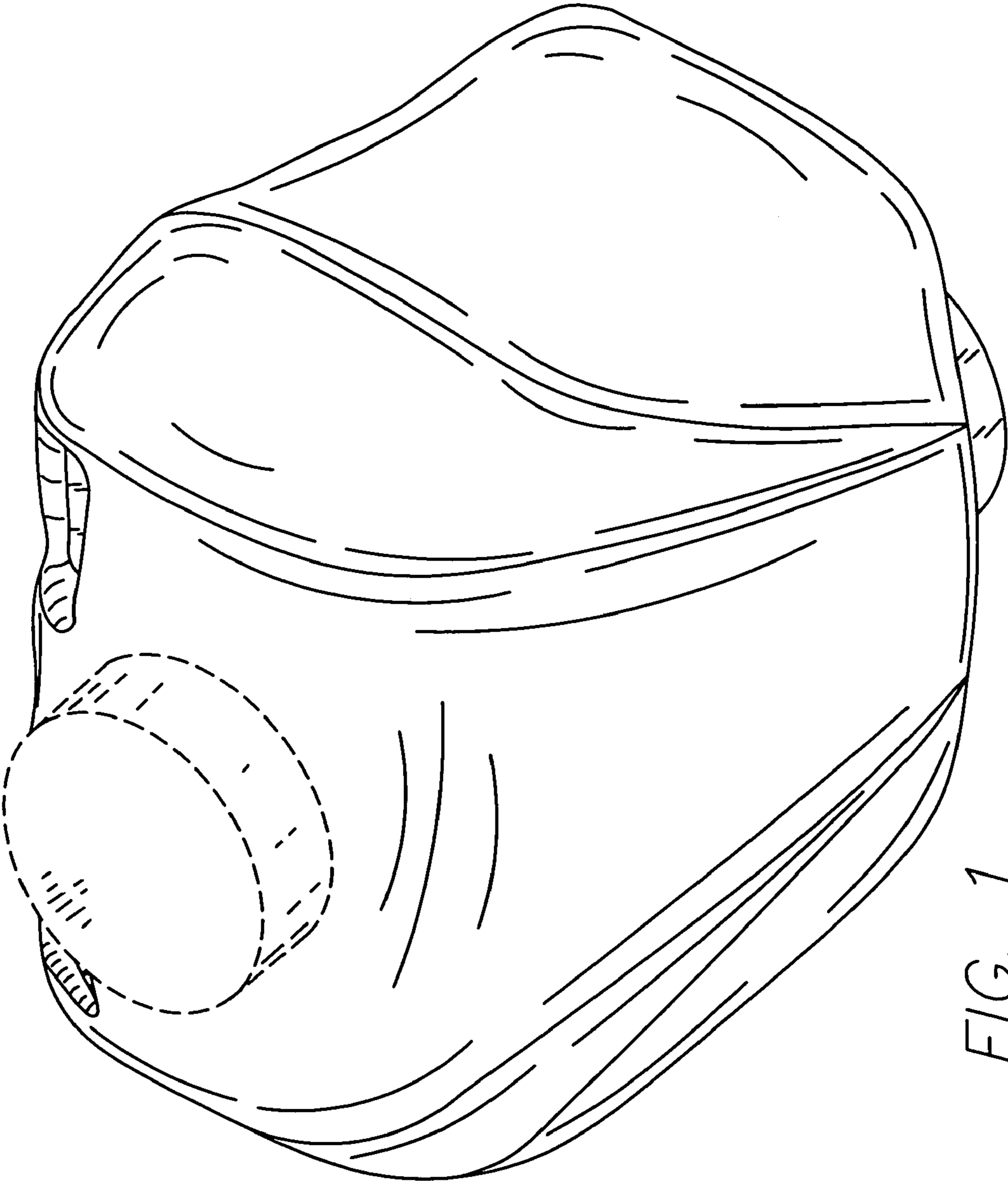


FIG. 1

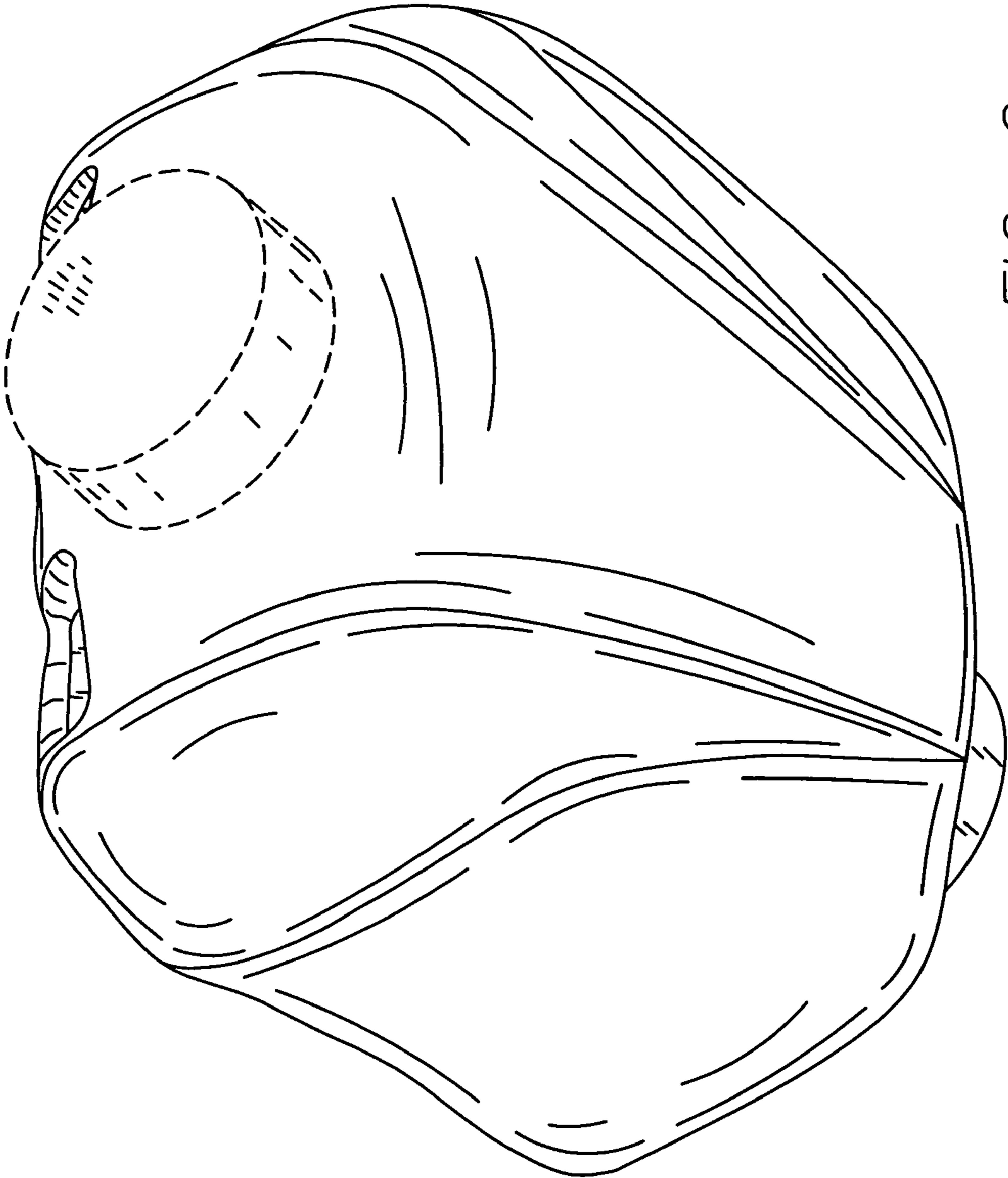


FIG. 2




FIG. 3

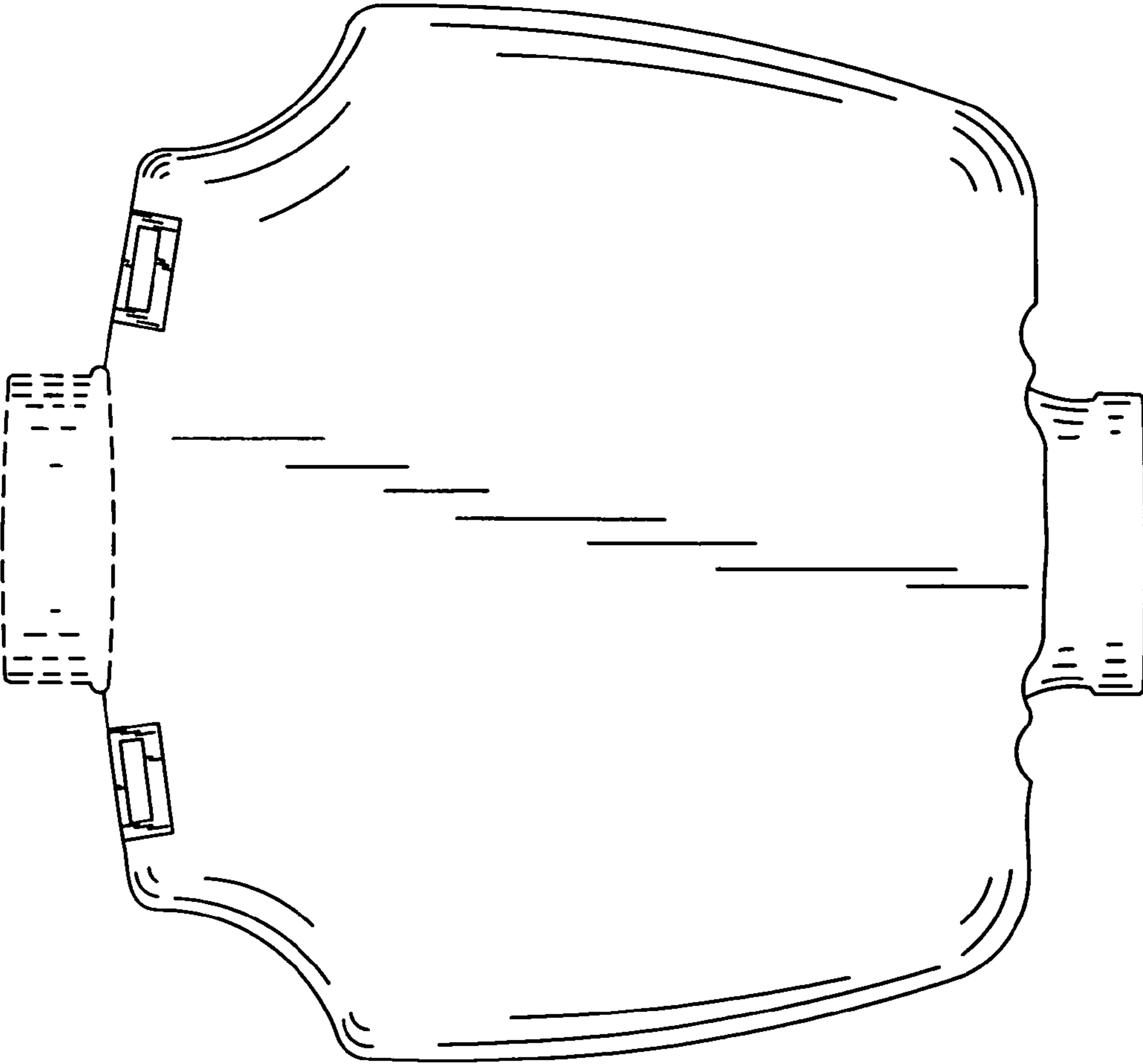


FIG. 4

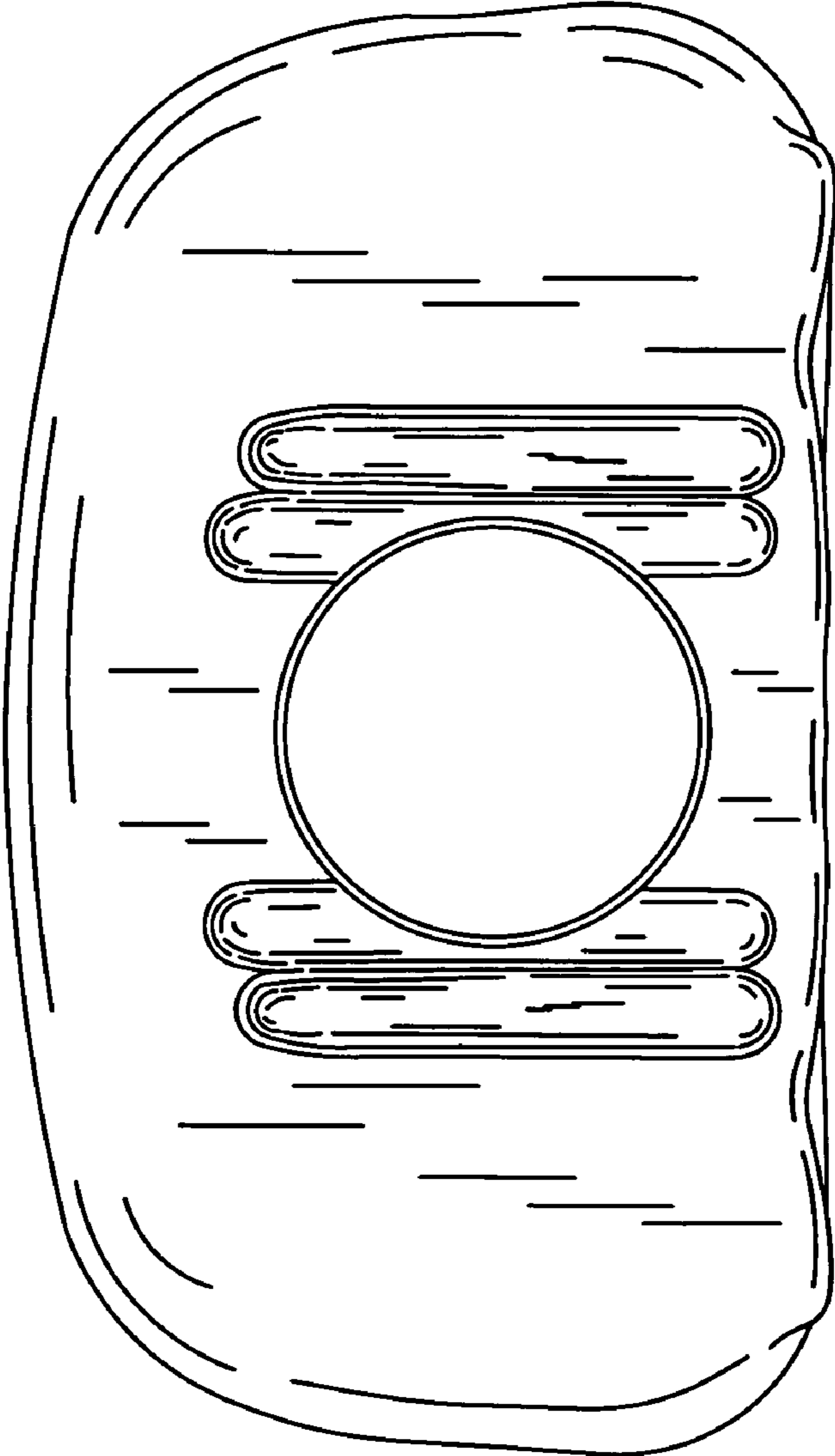


FIG. 5