



US00D594086S

(12) **United States Design Patent**
Jones

(10) **Patent No.:** **US D594,086 S**
(45) **Date of Patent:** **** Jun. 9, 2009**

(54) **FISHING LURE**

(75) Inventor: **Robert Stephen Jones**, 1800 The Collegeway, Apt. 404, Mississauga, ON (CA) L5L 5S4

(73) Assignee: **Robert Stephen Jones**, Mississauga (CA)

(**) Term: **14 Years**

(21) Appl. No.: **29/325,747**

(22) Filed: **Oct. 6, 2008**

(51) **LOC (9) Cl.** **22-05**

(52) **U.S. Cl.** **D22/129**

(58) **Field of Classification Search** D22/126–133; 43/42.11, 42.14, 42.13, 42.17, 42.19, 42.28, 43/42.37, 42.16, 42.39, 42.43, 43.4, 43.6
See application file for complete search history.

(56) **References Cited**

U.S. PATENT DOCUMENTS

3,131,504	A *	5/1964	Haulk	43/42.16
3,546,804	A *	12/1970	Woolums	43/42.11
D293,015	S *	12/1987	Shearer	D22/129

* cited by examiner

Primary Examiner—Catherine R Oliver
(74) *Attorney, Agent, or Firm*—Bereskin & Parr LLP

(57) **CLAIM**

The ornamental design for a fishing lure, as shown and described.

DESCRIPTION

FIG. 1 is a front, top, left side perspective view of a fishing lure;

FIG. 2 is a rear, bottom, right side perspective view of the fishing lure of FIG. 1;

FIG. 3 is a left side view of the fishing lure of FIG. 1;

FIG. 4 is a front view of the fishing lure of FIG. 1;

FIG. 5 is a right side view of the fishing lure of FIG. 1;

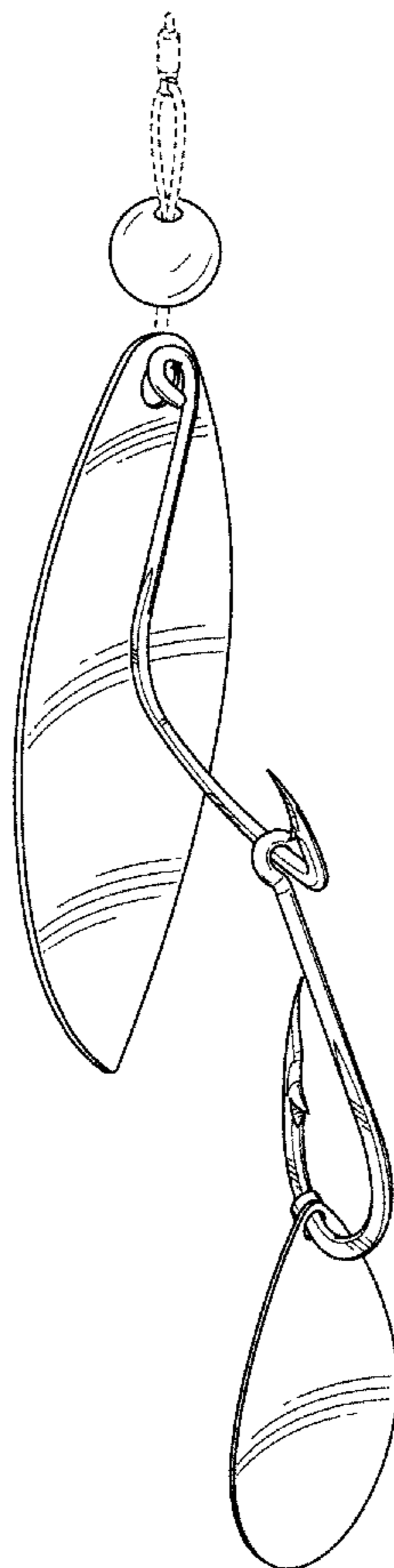
FIG. 6 is a rear view of the fishing lure of FIG. 1;

FIG. 7 is a top view of the fishing lure of FIG. 1; and,

FIG. 8 is a bottom view of the fishing lure of FIG. 1.

The broken line showing of environment in the drawings is included for the purpose of illustrating only and forms no part of the claimed design.

1 Claim, 4 Drawing Sheets



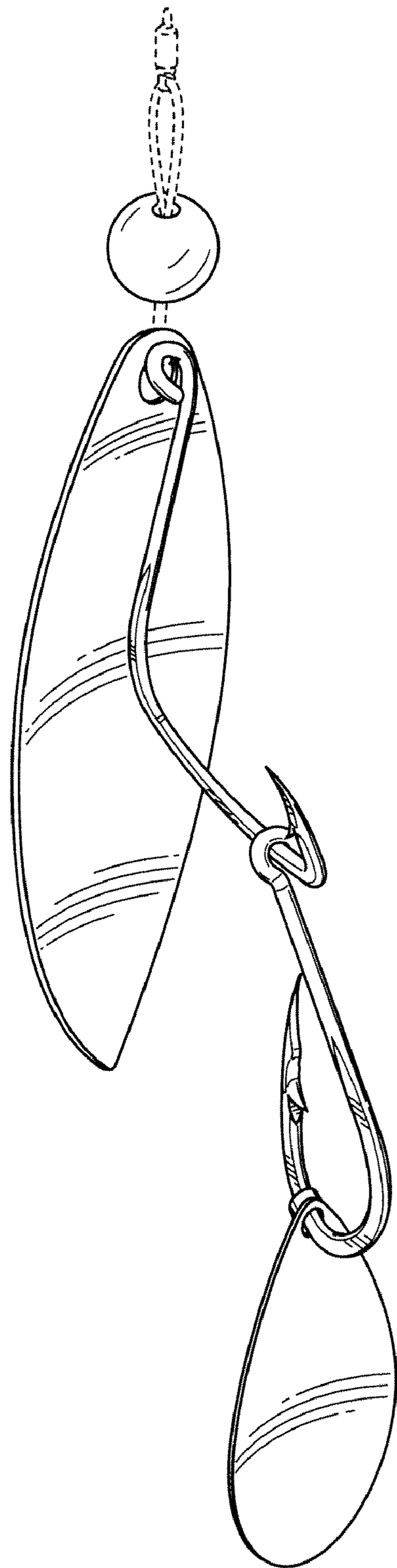


FIG. 1

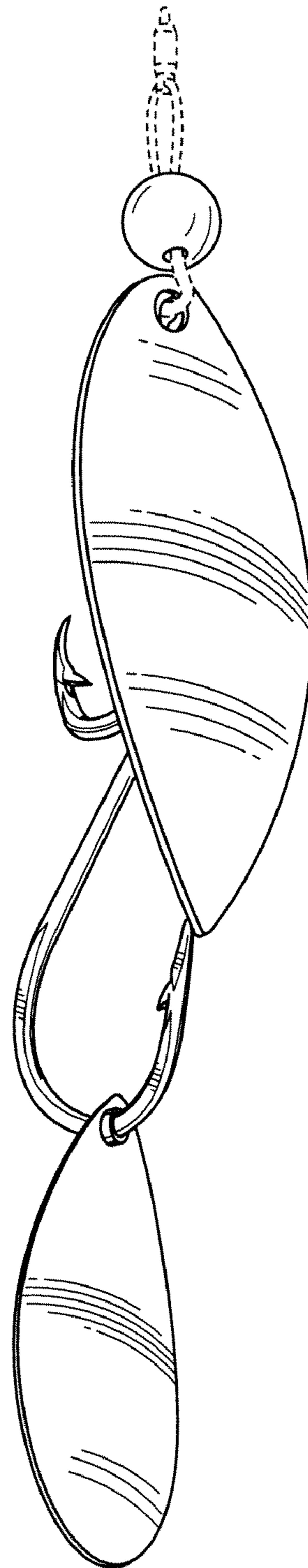


FIG. 2

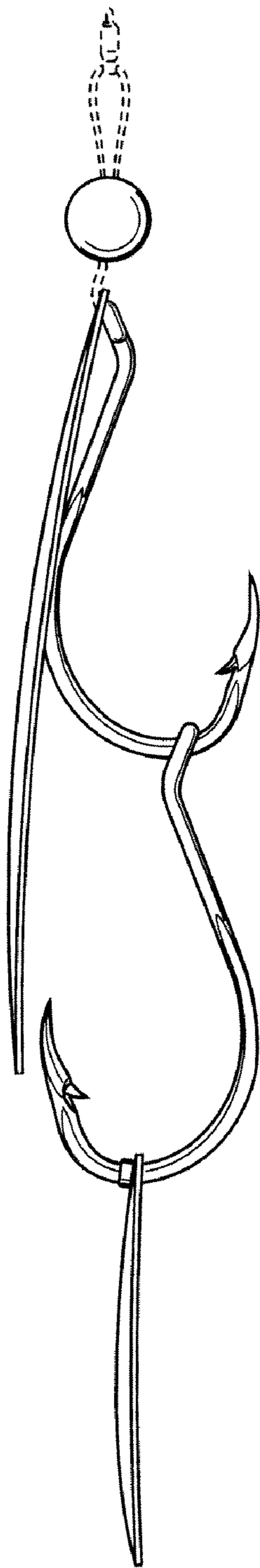


FIG. 3

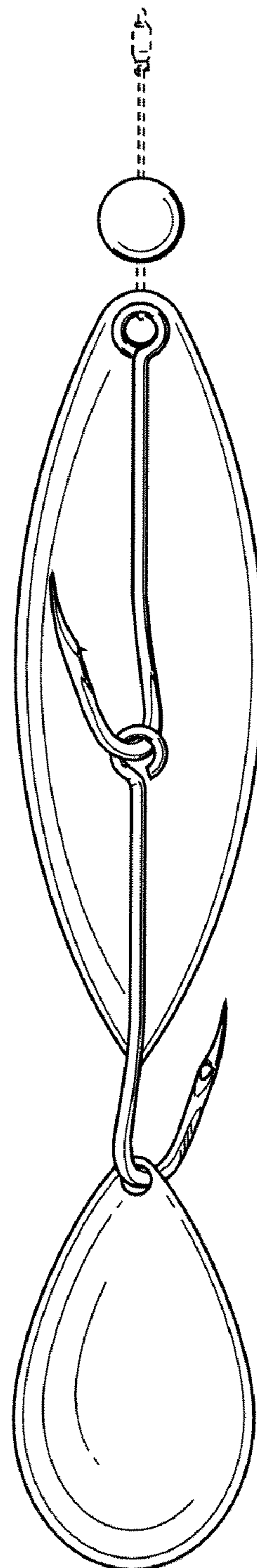


FIG. 4

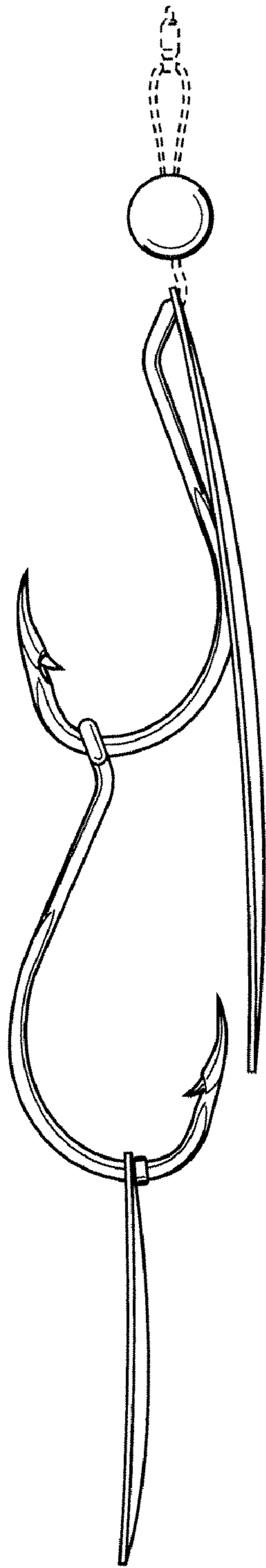


FIG. 5

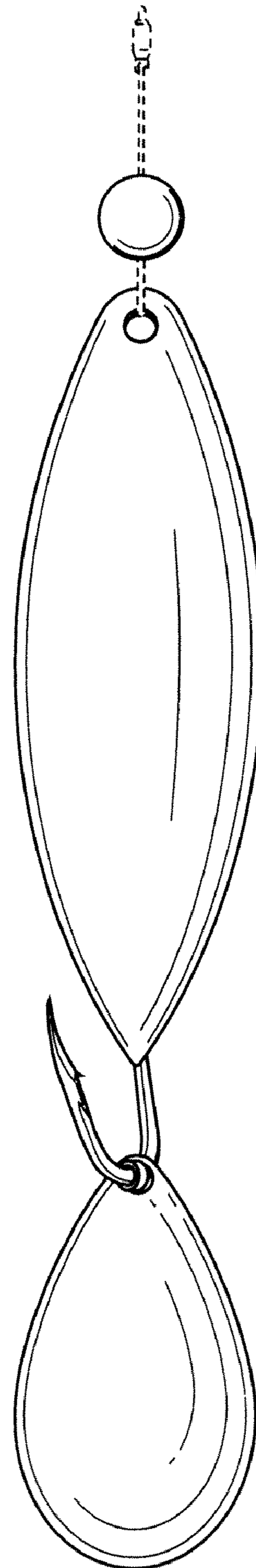


FIG. 6

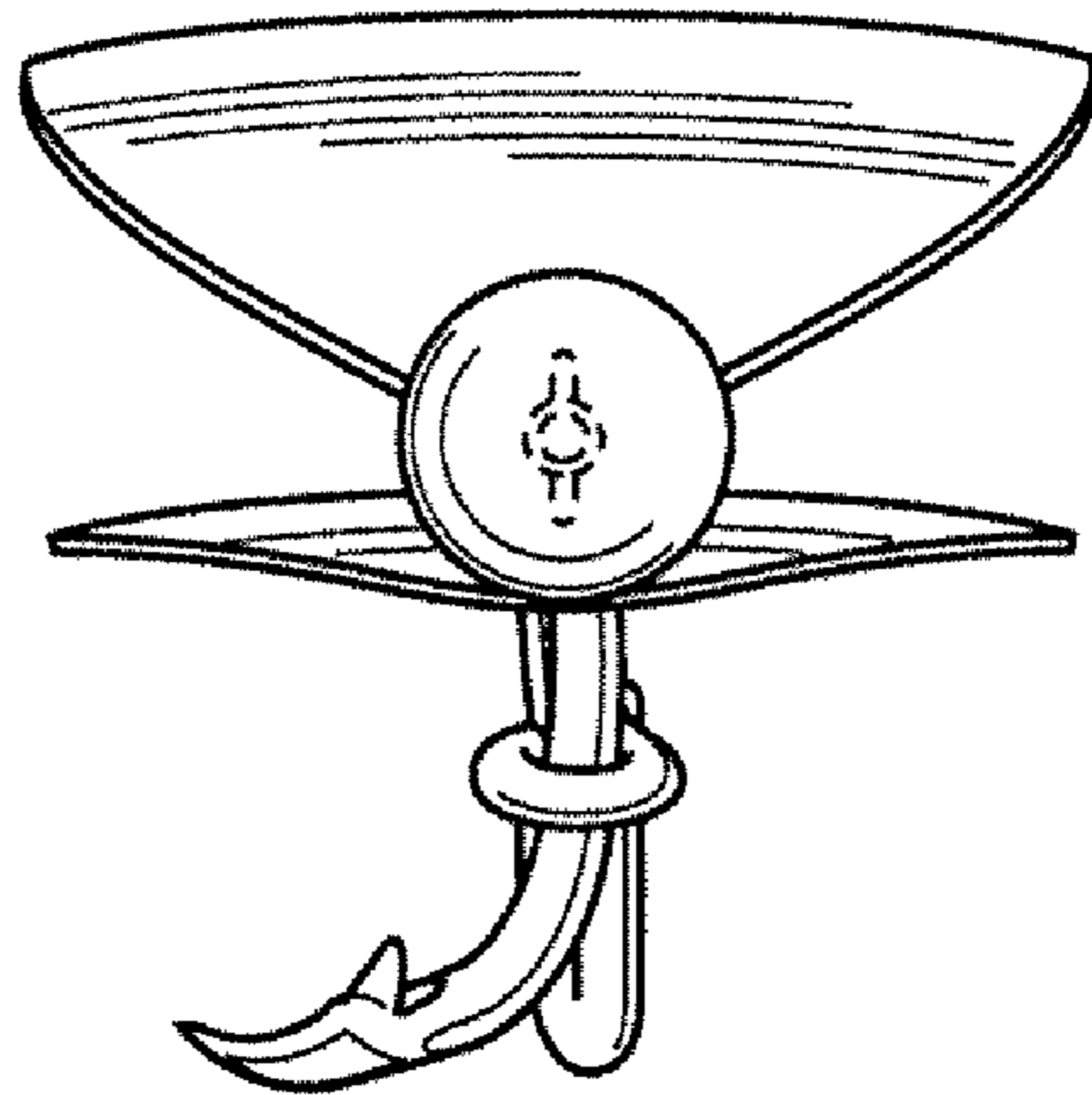


FIG. 7




FIG. 8