



US00D594065S

(12) **United States Design Patent**
Oikawa et al.

(10) **Patent No.:** **US D594,065 S**
(45) **Date of Patent:** **** Jun. 9, 2009**

(54) **HAND HELD GAME CONTROLLER**

(75) Inventors: **Yuji Oikawa**, Marina Del Rey, CA (US);
Hiroya Fujii, Los Angeles, CA (US);
Isamu Arie, Santa Monica, CA (US);
Ronald Clark, Los Angeles, CA (US)

(73) Assignee: **Sony Computer Entertainment Inc.**
(JP)

(**) Term: **14 Years**

(21) Appl. No.: **29/321,944**

(22) Filed: **Jul. 25, 2008**

(51) **LOC (9) Cl.** **21-01**

(52) **U.S. Cl.** **D21/333; D14/412**

(58) **Field of Classification Search** D21/324,
D21/328, 332, 333; D14/217, 218, 356,
D14/388, 399, 440, 401, 412-416, 435, 454-457,
D14/496; 273/148 B; 463/1, 29-38, 46,
463/47; 345/156-161, 905

See application file for complete search history.

(56) **References Cited**

U.S. PATENT DOCUMENTS

4,969,647	A *	11/1990	Mical et al.	463/31
5,296,871	A *	3/1994	Paley	345/163
5,332,322	A *	7/1994	Gambaro	400/489
5,506,605	A *	4/1996	Paley	345/163
5,645,277	A *	7/1997	Cheng	273/148 B
6,809,722	B2 *	10/2004	Mei et al.	345/163
D556,759	S *	12/2007	Kawanobe et al.	D14/401

D559,254	S *	1/2008	Ashida et al.	D14/400
D567,243	S *	4/2008	Ashida et al.	D14/412
D568,882	S *	5/2008	Ashida et al.	D14/400
D575,284	S *	8/2008	Ashida et al.	D14/400
D576,624	S *	9/2008	Ashida et al.	D14/400

* cited by examiner

Primary Examiner—Prabhakar Deshmukh

(74) *Attorney, Agent, or Firm*—Martine Penilla &
Gencarella, LLP

(57) **CLAIM**


The ornamental design for a hand held game controller, as shown and described.

DESCRIPTION

FIG. 1 is a perspective view of a hand held game controller;
FIG. 2 is a front view thereof;
FIG. 3 is a rear view thereof;
FIG. 4 is a right side view thereof;
FIG. 5 is a left right side view thereof;
FIG. 6 is a top view thereof; and
FIG. 7 is a bottom view thereof; and,
FIG. 8 is a perspective view of the hand held game controller,
as used by a user.

The broken lines showing of hand in FIG. 8 and other environmental features in the views are for illustrative purpose and form no part of the claimed design.

1 Claim, 5 Drawing Sheets






FIG. 1

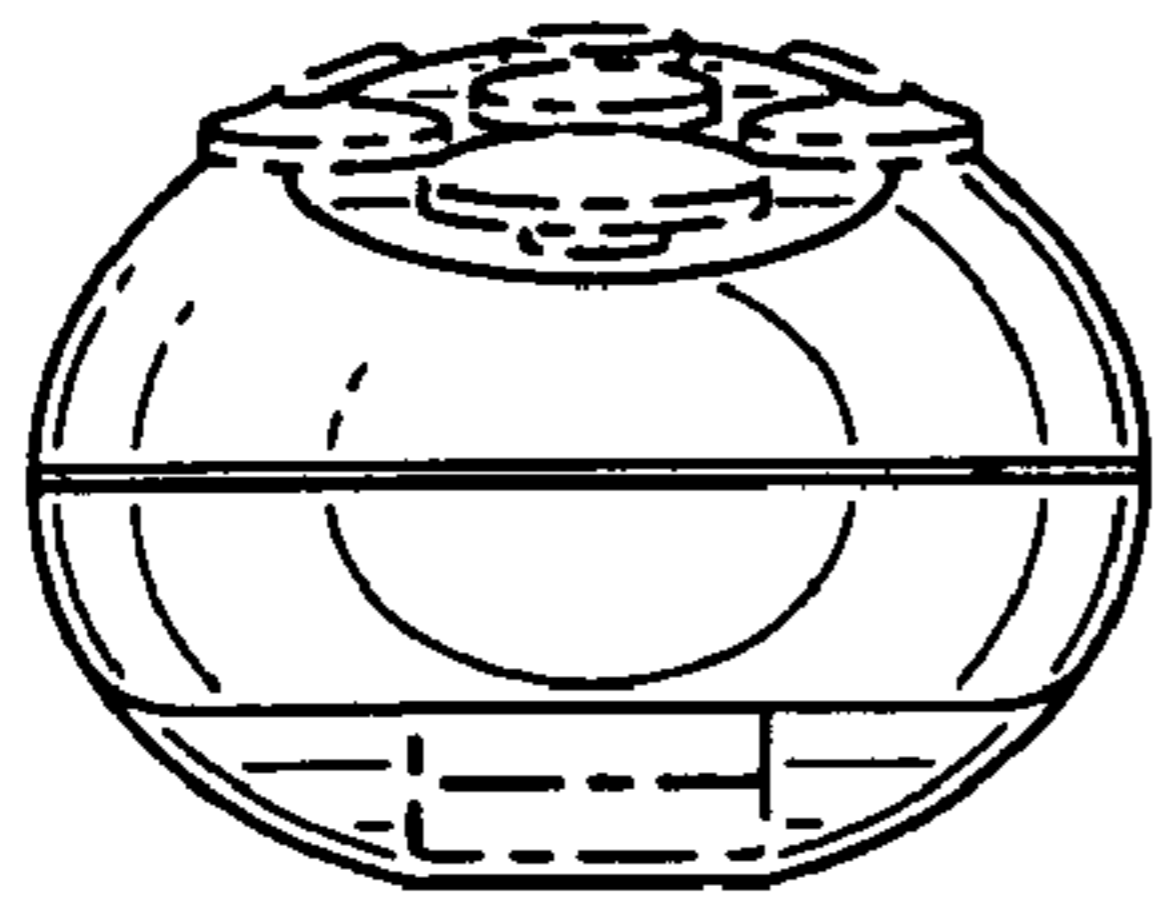


FIG. 2

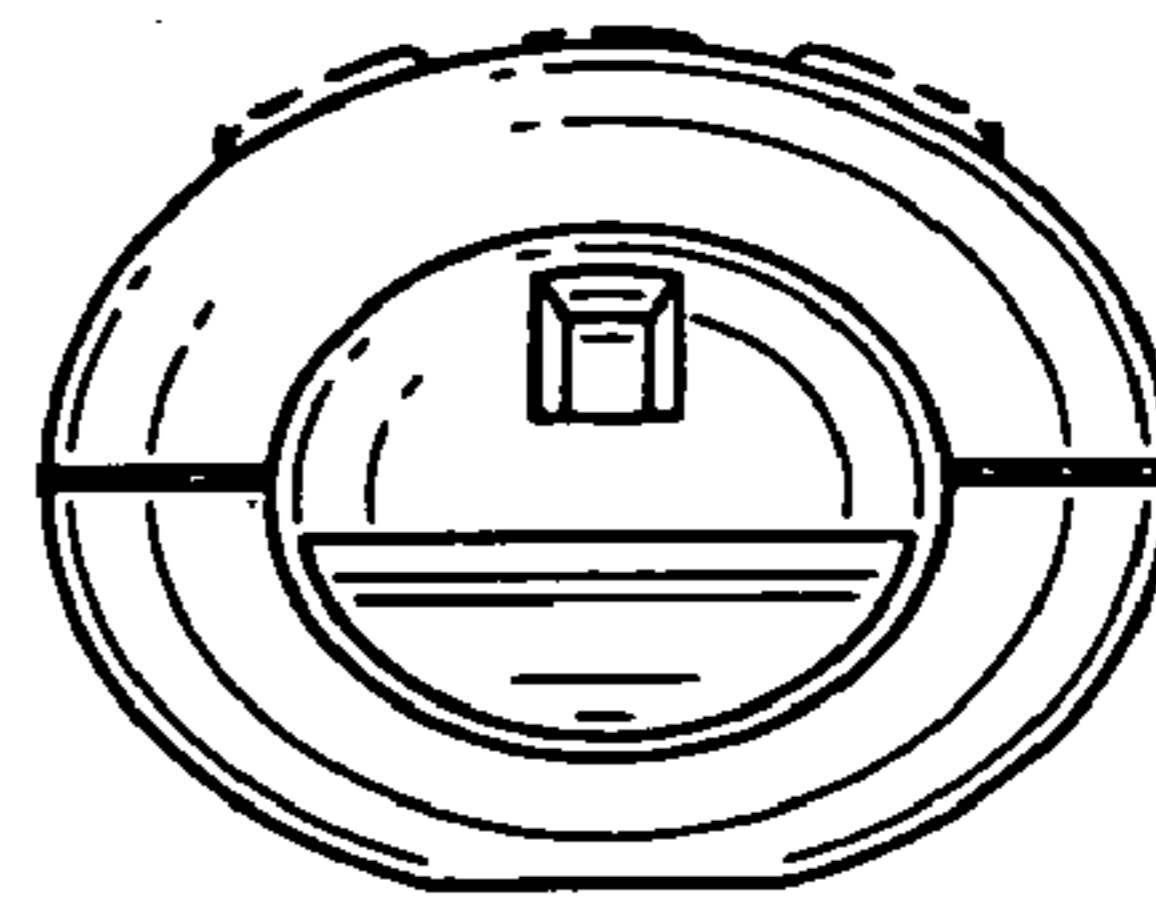


FIG. 3

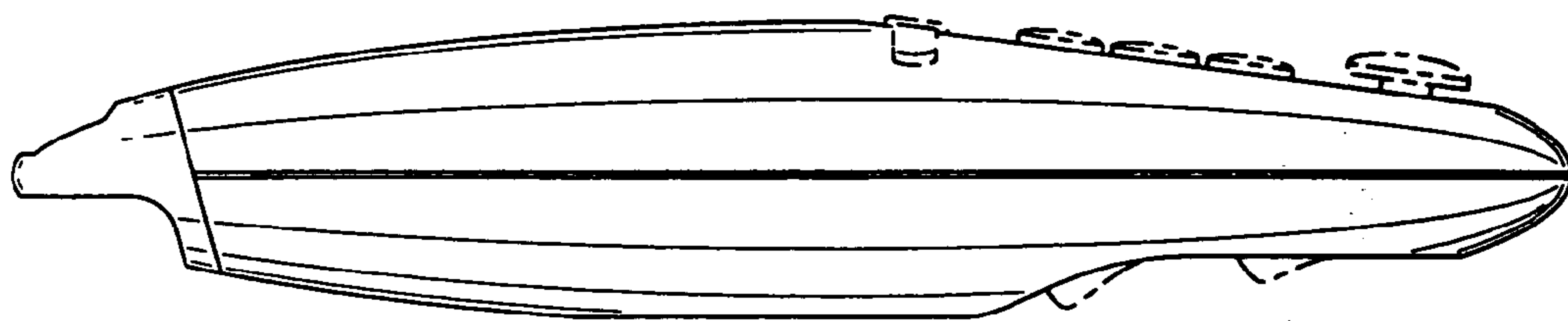


FIG. 4

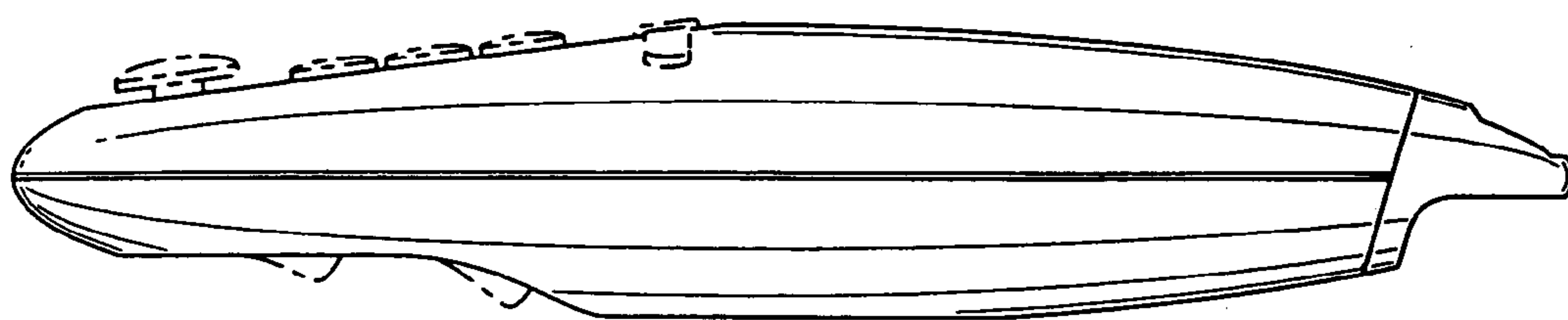


FIG. 5




FIG. 6

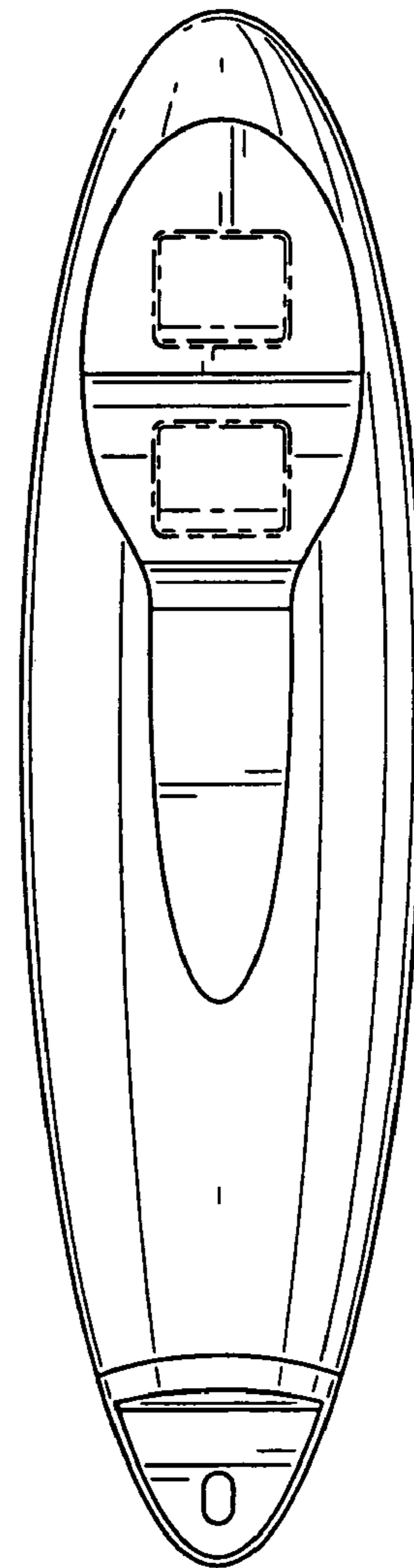


FIG. 7

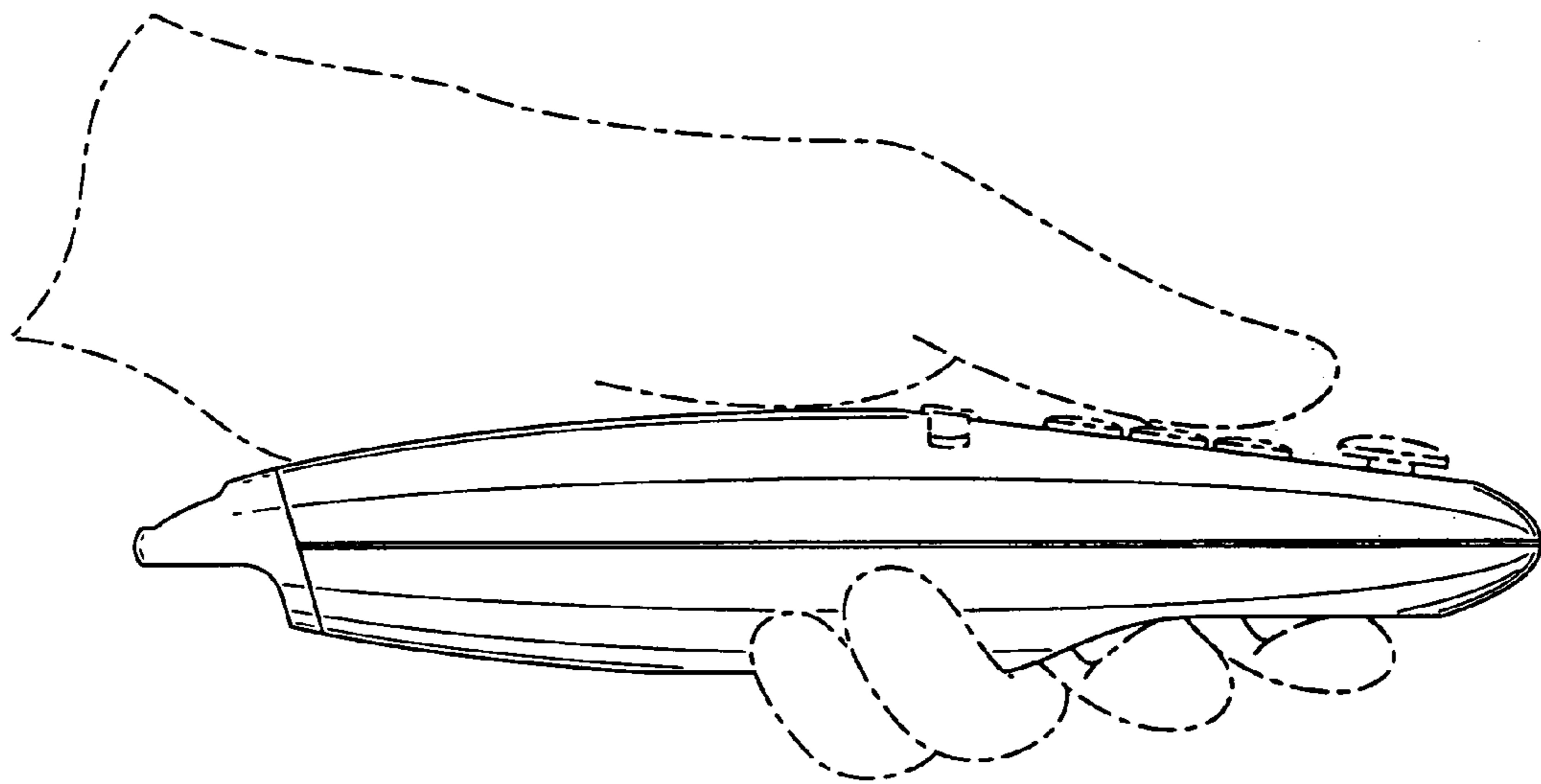


FIG. 8