

US00D594060S

(12) **United States Design Patent**
Uchida et al.

(10) **Patent No.:** **US D594,060 S**
(45) **Date of Patent:** **** Jun. 9, 2009**

(54) **BALLPOINT PEN**
(75) Inventors: **Hideo Uchida**, Tokyo (JP); **Shigeo Oka**,
Tokyo (JP)
(73) Assignee: **Pentel Kabushiki Kaisha** (JP)
(**) Term: **14 Years**
(21) Appl. No.: **29/294,428**
(22) Filed: **Jan. 10, 2008**

D359,983 S * 7/1995 Rosenbaum D19/49
D371,576 S * 7/1996 Compte D19/49
D387,804 S * 12/1997 Izushima D19/51
D390,601 S * 2/1998 Irby D19/49
D395,917 S * 7/1998 Rosenbaum D19/49
D395,918 S * 7/1998 Rosenbaum D19/49
D424,110 S * 5/2000 Hu D19/51
D467,614 S * 12/2002 Pellissa Beneyto D19/51
D502,736 S * 3/2005 Chen D19/36
D567,288 S * 4/2008 Keil D19/50

(30) **Foreign Application Priority Data**
Jul. 13, 2007 (JP) 2007-019093
(51) **LOC (9) Cl.** **19-06**
(52) **U.S. Cl.** **D19/49**
(58) **Field of Classification Search** D19/35,
D19/36, 41-51, 53-57; 24/11 R, 11 F, 11 P;
401/52, 99, 100, 104-109, 192, 195, 196
See application file for complete search history.

FOREIGN PATENT DOCUMENTS

EM 000852504-0001 * 1/2008

* cited by examiner

Primary Examiner—Elizabeth A Albert
(74) *Attorney, Agent, or Firm*—Adams & Wilks

(56) **References Cited**

U.S. PATENT DOCUMENTS

D219,797 S * 1/1971 Shimano D19/51
D267,655 S * 1/1983 Verona D19/51
D274,917 S * 7/1984 Hechter D19/51
D280,420 S * 9/1985 Verhaegue D19/48
D323,852 S * 2/1992 Gomez D19/48
D324,072 S * 2/1992 von Edler et al. D19/51
D324,397 S * 3/1992 von Elder et al. D19/49
D325,398 S * 4/1992 von Edler et al. D19/49
D328,611 S * 8/1992 Longarzo D19/49
D355,441 S * 2/1995 Rosenbaum D19/51
D359,982 S * 7/1995 Rosenbaum D19/49

(57) **CLAIM**

The ornamental design for a ballpoint pen, as shown and described.

DESCRIPTION

FIG. 1 is a perspective view of a ballpoint pen showing our new design;

FIG. 2 is a front view thereof;

FIG. 3 is a bottom view thereof;

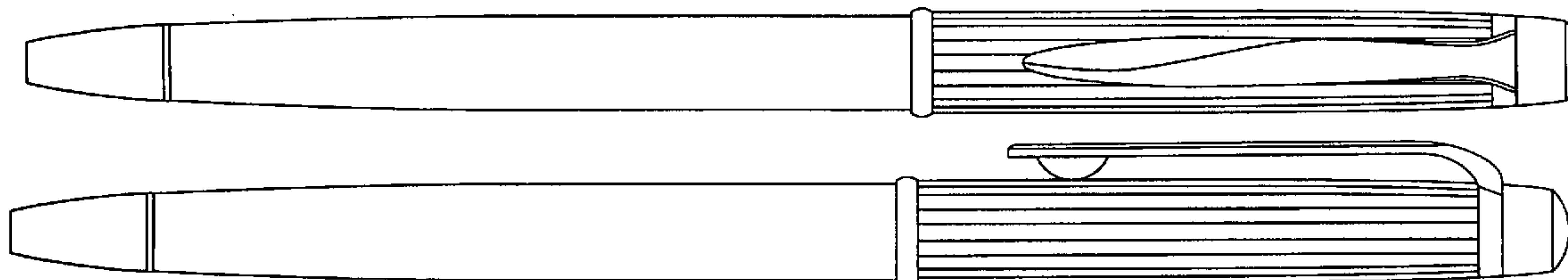
FIG. 4 is a plan view thereof;

FIG. 5 is a rear view thereof;

FIG. 6 is a left side view thereof; and,

FIG. 7 is a right side view thereof.

1 Claim, 4 Drawing Sheets



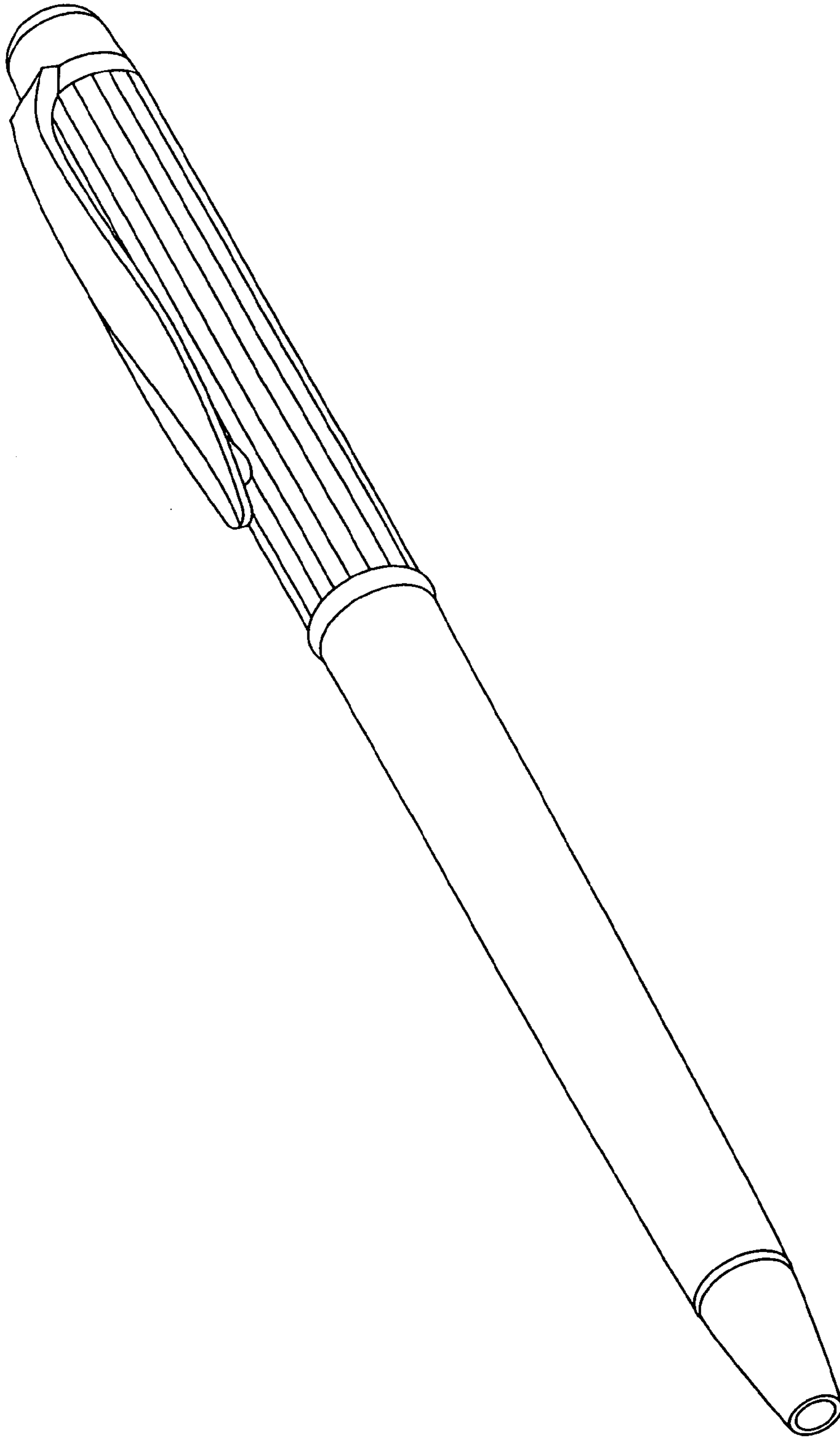


FIG. 1




FIG. 2




FIG. 3




FIG. 4




FIG. 5

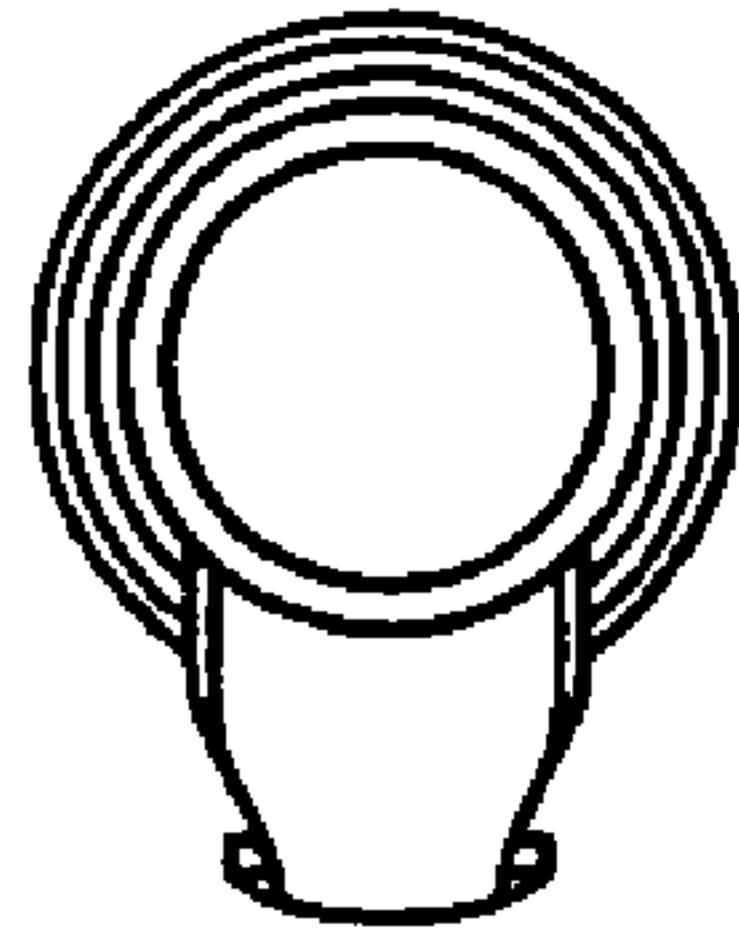


FIG. 7

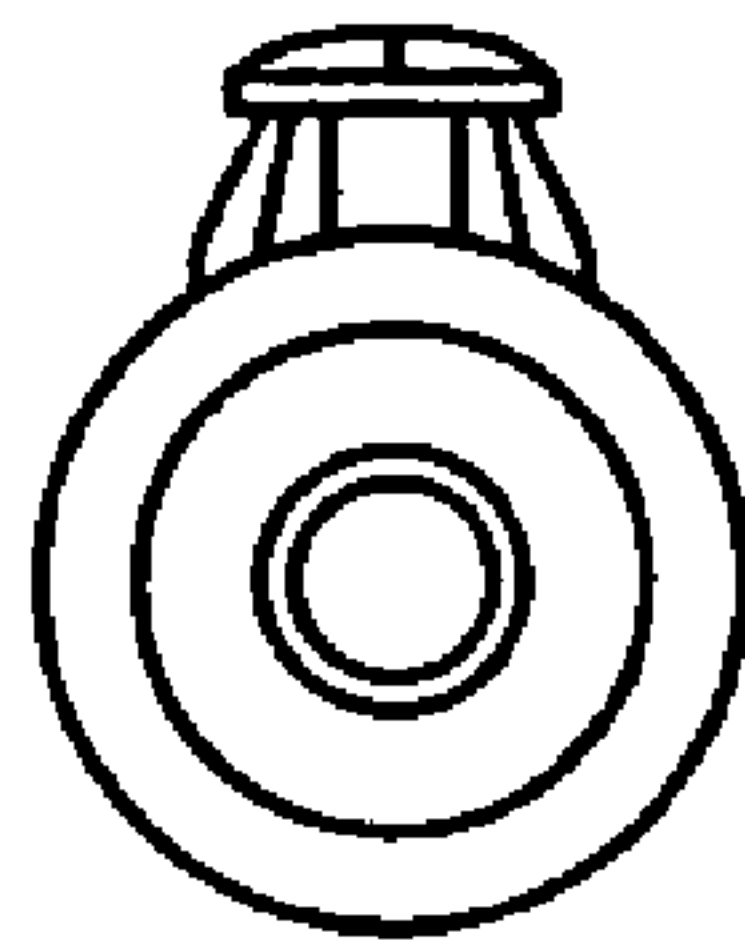


FIG. 6