

US00D594047S

(12) **United States Design Patent**  
**Lee**

(10) **Patent No.:** **US D594,047 S**  
(45) **Date of Patent:** **\*\* Jun. 9, 2009**

(54) **CAMERA**

(75) Inventor: **Dong-Kyu Lee**, Kyunggi-do (KR)

(73) Assignee: **Samsung Electronics Co., Ltd.**,  
Kyunggi-do (KR)

(\*\*) Term: **14 Years**

(21) Appl. No.: **29/301,705**

(22) Filed: **Mar. 13, 2008**

(51) **LOC (9) Cl.** ..... **16-01**

(52) **U.S. Cl.** ..... **D16/202; D16/203**

(58) **Field of Classification Search** ..... D16/200–204,  
D16/208, 218; 348/143, 373–376; 358/909.1;  
396/535–541

See application file for complete search history.

(56) **References Cited**

**U.S. PATENT DOCUMENTS**

D178,491 S *	8/1956	Bolsey	.....	D16/205
D472,258 S *	3/2003	Yin et al.	.....	D16/218
D474,792 S	5/2003	Hyun		
6,705,774 B2 *	3/2004	Tashiro et al.	.....	396/427
D491,592 S *	6/2004	Fang	.....	D16/202
D518,843 S *	4/2006	Tullberg et al.	.....	D16/202
D521,023 S	5/2006	Kim et al.		
D522,555 S	6/2006	Choi		
D525,986 S	8/2006	Kim		
D525,987 S	8/2006	Kim		
D525,988 S	8/2006	Kim		
D525,989 S	8/2006	Choe		

D526,663 S	8/2006	Bang		
D527,016 S	8/2006	Millora		
D527,017 S	8/2006	Kim		
D527,403 S *	8/2006	Byun et al.	.....	D16/202
D527,405 S	8/2006	Kim et al.		
D528,126 S	9/2006	Kim		
D533,187 S	12/2006	Lee		
D534,196 S	12/2006	Kim et al.		
D542,820 S *	5/2007	Depay	.....	D16/202
D547,347 S	7/2007	Kim		
D551,275 S	9/2007	Kim		

\* cited by examiner

*Primary Examiner*—Adir Aronovich

(74) *Attorney, Agent, or Firm*—Flynn, Thiel, Boutell & Tanis,  
P.C.

(57) **CLAIM**

The ornamental design for a camera, as shown and described.

**DESCRIPTION**

FIG. 1 is a top front perspective view of a camera showing my new design;

FIG. 2 is a front elevational view thereof;

FIG. 3 is a rear elevational view thereof;

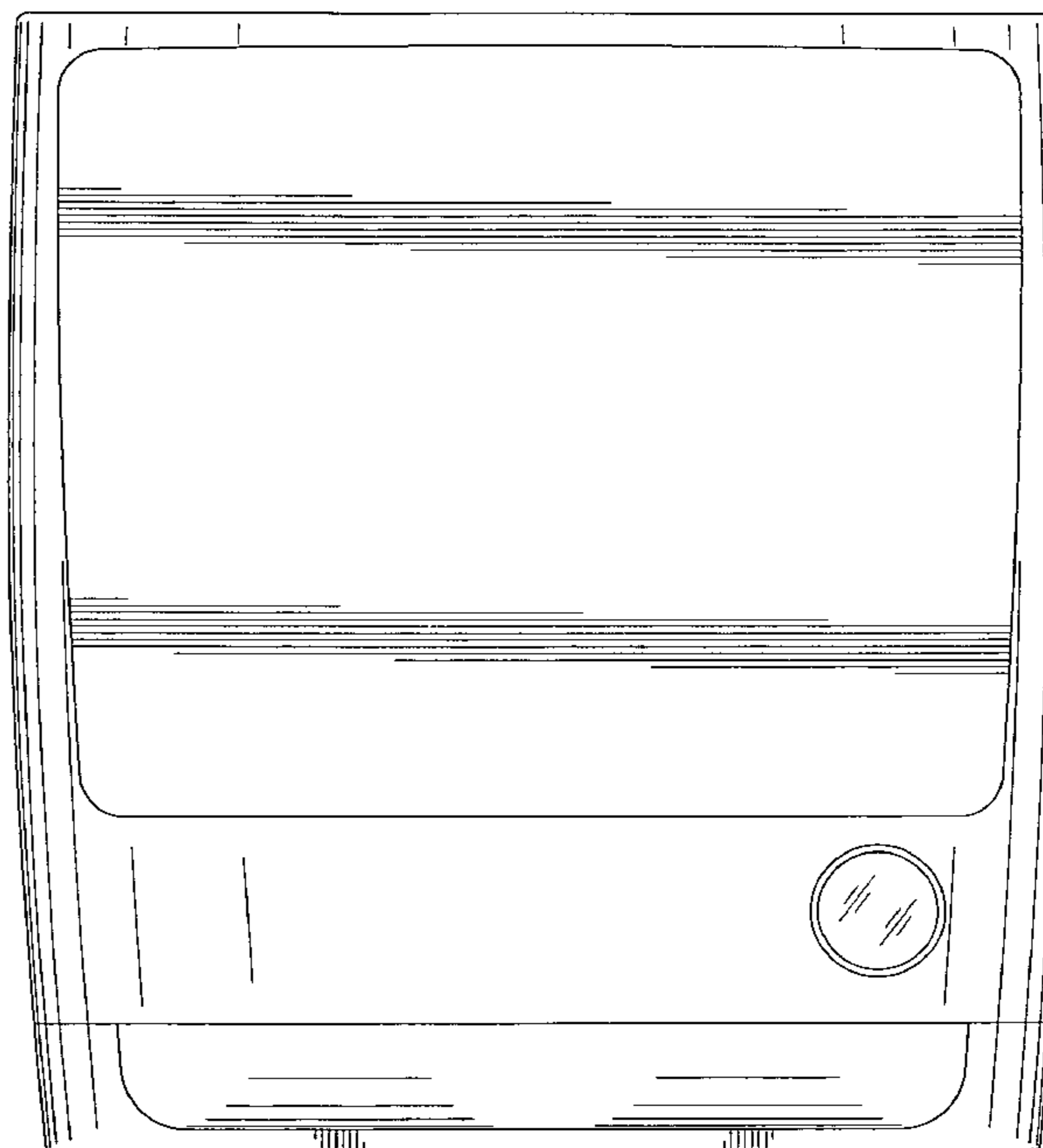

FIG. 4 is a left side elevational view thereof;

FIG. 5 is a right side elevational view thereof;

FIG. 6 is a top plan view thereof; and,

FIG. 7 is a bottom plan view thereof.

**1 Claim, 5 Drawing Sheets**






FIG. 1




FIG. 2




FIG. 3

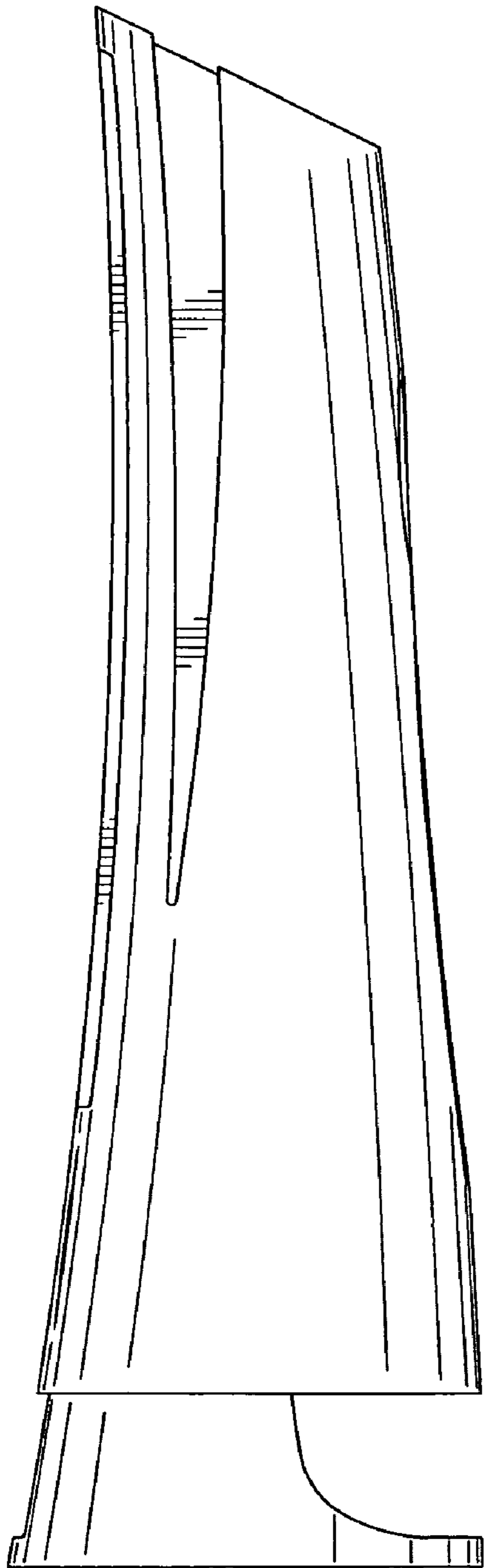


FIG. 4

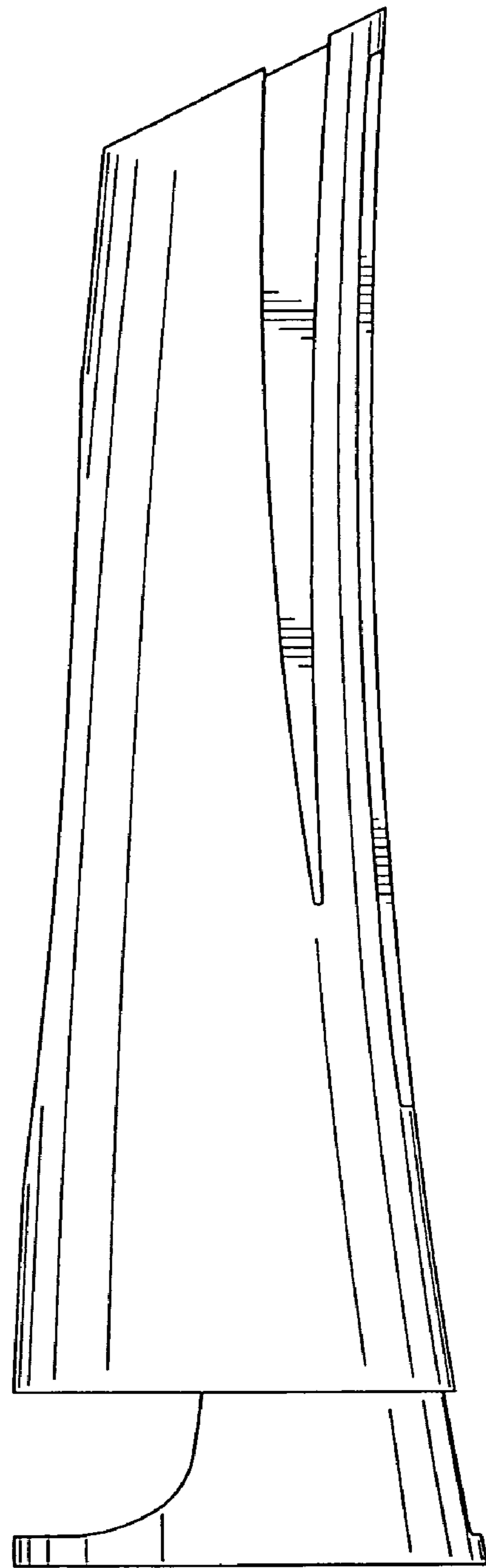


FIG. 5

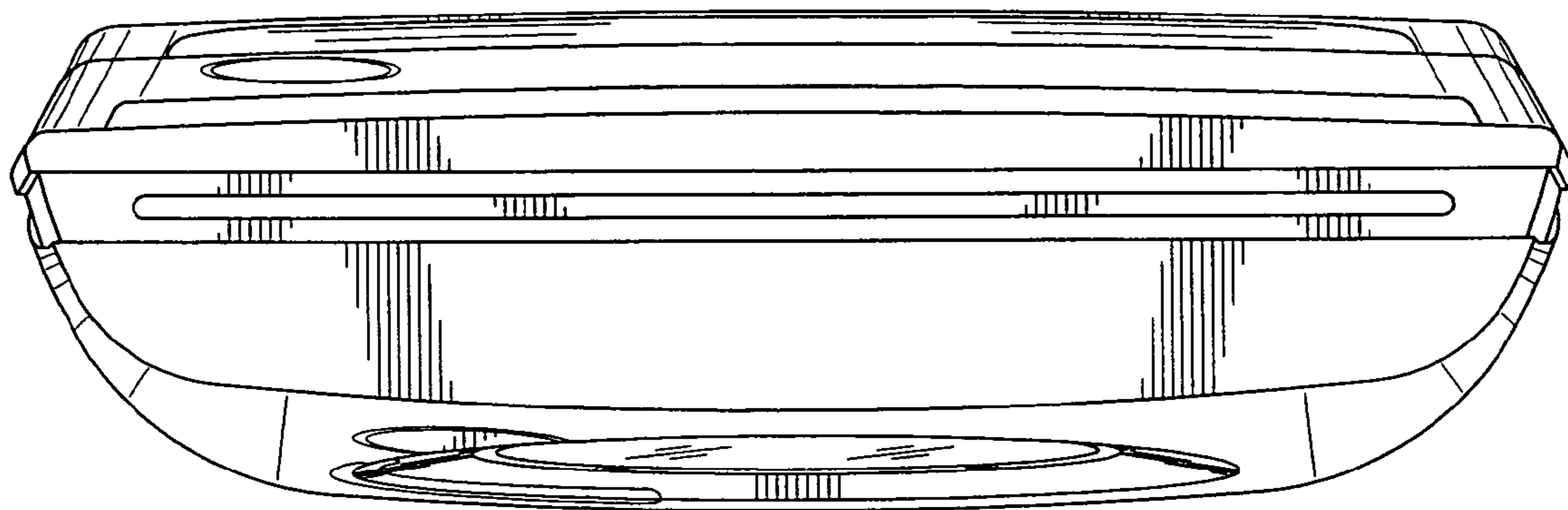


FIG. 6




FIG. 7