



US00D594040S

(12) **United States Design Patent**
Cadwallader

(10) **Patent No.:** **US D594,040 S**
(45) **Date of Patent:** **** Jun. 9, 2009**

(54) **TURBO PUMP DISPERSION BLADE**

(76) **Inventor:** **Steven N Cadwallader**, P.O. Box 5155,
Huntington, IN (US) 46750

(**) **Term:** **14 Years**

(21) **Appl. No.:** **29/278,197**

(22) **Filed:** **Mar. 21, 2007**

(51) **LOC (9) Cl.** **15-09**

(52) **U.S. Cl.** **D15/138**

(58) **Field of Classification Search** D7/383,
D7/694, 696; D8/20, 66, 70; D15/133, 138,
D15/139; 30/307, 347, 355, 388, 389-391;
83/663, 676, 835-838, 846-855; 125/13.01,
125/15, 22

See application file for complete search history.

(56) **References Cited**

U.S. PATENT DOCUMENTS

D32,820 S *	6/1900	Zwiebel	D8/70
3,579,928 A	5/1971	Held	
3,730,038 A	5/1973	Farb	
D251,593 S *	4/1979	McCreery	D15/138
4,574,676 A	3/1986	Jansen-Herfeld	
4,794,835 A	1/1989	Fujiyoshi	
4,913,022 A	4/1990	Kuklinski	
D349,441 S *	8/1994	Johnston	D8/70
5,758,561 A	6/1998	Curtsinger et al.	
6,931,975 B2	8/2005	Haughton et al.	
2003/0029297 A1 *	2/2003	Haughton et al.	83/853
2007/0261530 A1 *	11/2007	Earle et al.	83/835

OTHER PUBLICATIONS

Quickblades HSX Series, http://www.quickblades.net/forms/Quick_Blades_HSX_Series.pdf, found Jul. 24, 2007.*

* cited by examiner

Primary Examiner—Sandra Snapp

Assistant Examiner—Patricia Palasik

(74) *Attorney, Agent, or Firm*—Michael I Kroll

(57) **CLAIM**

The ornamental design for a turbo pump dispersion blade, as shown and described.

DESCRIPTION

FIG. 1 is a front elevational view of a turbo pump dispersion blade showing my new design;

FIG. 2 is a rear elevational view of a turbo pump dispersion blade showing my new design;

FIG. 3 is a right side elevational view of a turbo pump dispersion blade showing my new design;

FIG. 4 is a left side elevational view of a turbo pump dispersion blade showing my new design;

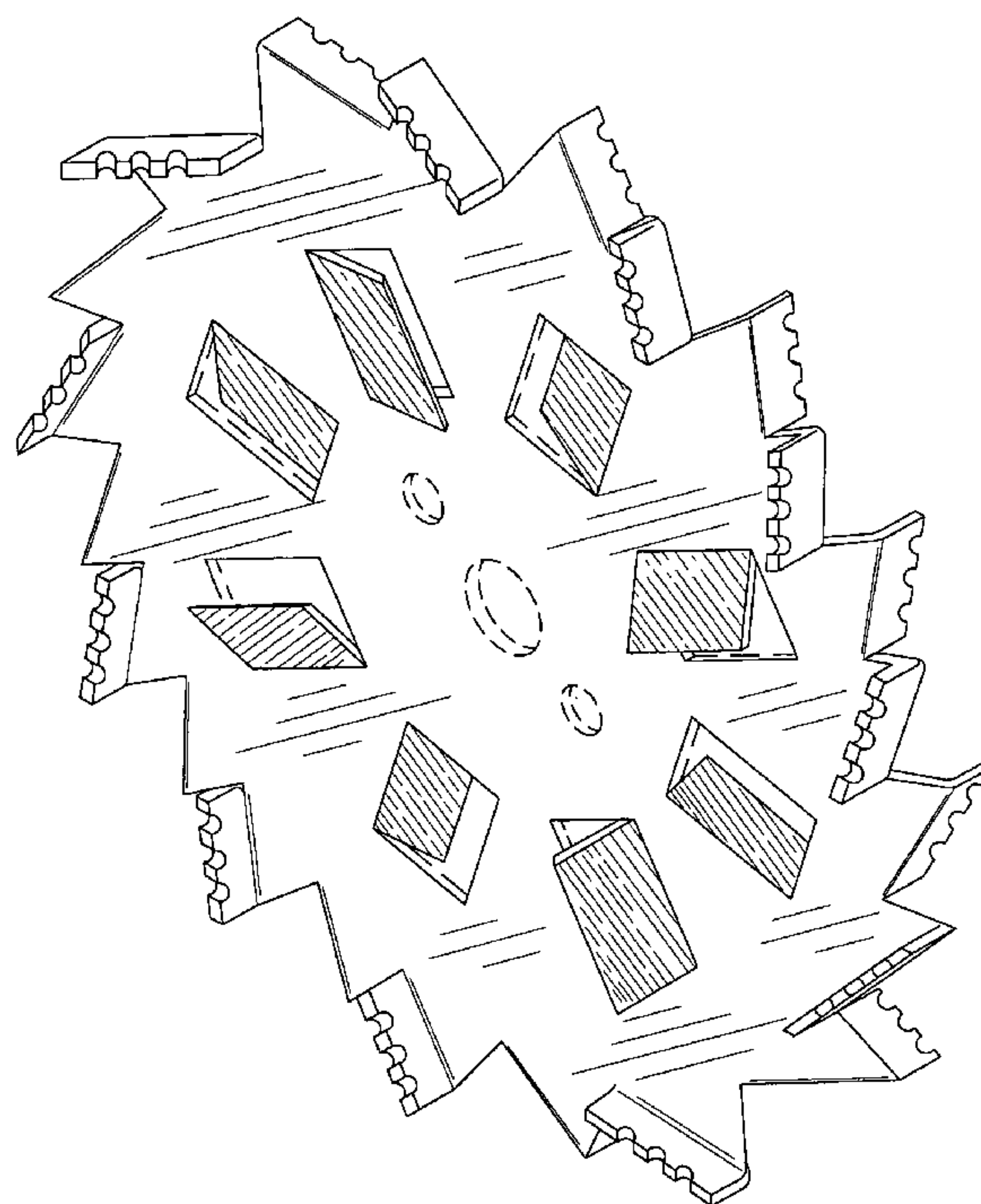
FIG. 5 is a top plan view of a turbo pump dispersion blade showing my new design; and,

FIG. 6 is a bottom plan view of a turbo pump dispersion blade showing my new design; and,

FIG. 7 is a perspective view of a turbo pump dispersion blade showing my new design.

The broken lines in the drawings depict unclaimed environmental subject matter.

1 Claim, 7 Drawing Sheets



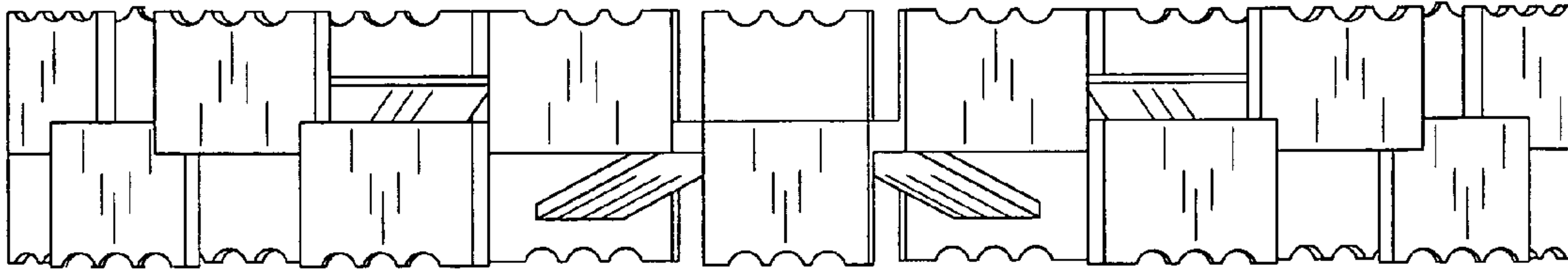


FIG. 1

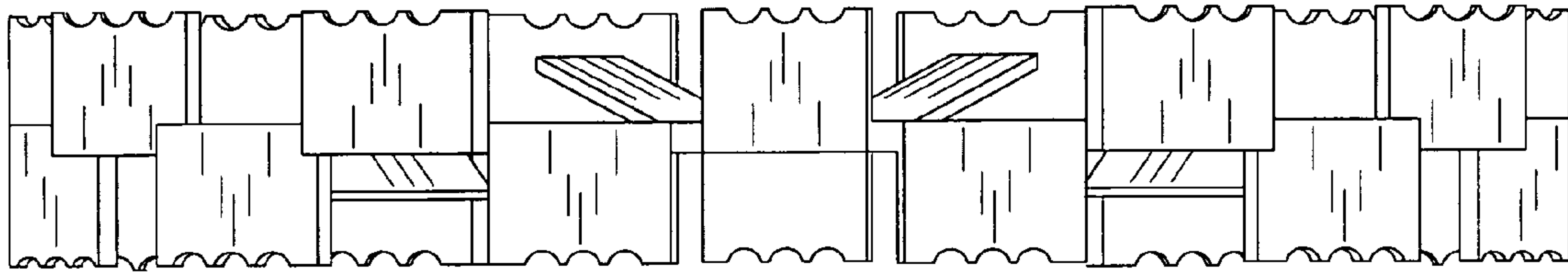


FIG. 2

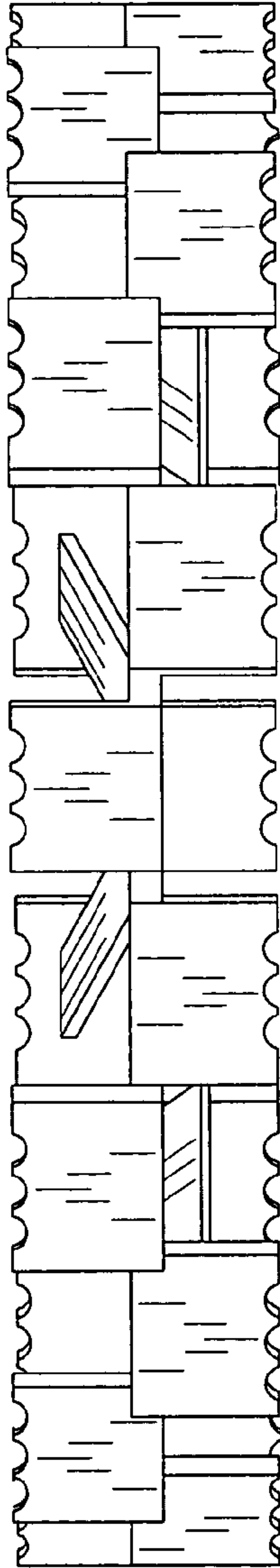


FIG. 4




FIG. 5




FIG. 6




FIG. 7