



US00D594028S

(12) **United States Design Patent**
Fuchsberg et al.

(10) **Patent No.:** **US D594,028 S**
(45) **Date of Patent:** **** Jun. 9, 2009**

(54) **FOLDABLE MEDIA DEVICE**

D556,209 S * 11/2007 Brelo D14/496
D565,597 S * 4/2008 Kim D14/496
D575,799 S * 8/2008 Zhang et al. D14/496

(75) Inventors: **Gilbert Fuchsberg**, New York, NY (US);
Eric Chan, New York, NY (US);
Gary Natsume, Brooklyn, NY (US);
Bernard Lo, Willowdale (CA)

OTHER PUBLICATIONS

Notification of Transmittal of the International Search Report and the Written Opinion of the International Searching Authority, or the Declaration, dated Dec. 15, 2008.

(73) Assignee: **Firstpaper LLC**, New York, NY (US)

* cited by examiner

(**) Term: **14 Years**

Primary Examiner—Prabhakar Deshmukh

(21) Appl. No.: **29/295,883**

(74) *Attorney, Agent, or Firm*—Hunton & Williams LLP

(22) Filed: **Oct. 9, 2007**

(57) **CLAIM**

(51) **LOC (9) Cl.** **14-03**

The ornamental design for a foldable media device, as shown and described.

(52) **U.S. Cl.** **D14/496**

(58) **Field of Classification Search** D14/496,
D14/401, 435, 474, 483, 217, 137, 138, 160,
D14/168, 356; 345/156, 169, 173–179, 905;
715/727–729, 864; 710/1, 5, 8; 713/1, 600;
455/11, 1.7, 73, 344–348, 93, 95, 3.01–3.06,
455/550.1, 573.1; 370/342–344; 369/1,
369/2, 6, 12; 463/43–47; 273/148 B

DESCRIPTION

See application file for complete search history.

FIG. 1 is a perspective view of the foldable media device showing the new design in a folded state, such that the leftmost panel is on top and the rightmost panel is on the bottom; FIG. 2 is a perspective view of the foldable media device in an expanded state;

(56) **References Cited**

U.S. PATENT DOCUMENTS

D323,324 S * 1/1992 Suda D14/125
5,794,980 A * 8/1998 Bigler 281/2
D403,670 S * 1/1999 Liao D14/375
6,353,529 B1 3/2002 Cies
6,684,089 B1 * 1/2004 Lee 455/575.3
D491,902 S * 6/2004 Chen D14/126
6,900,981 B2 * 5/2005 Kuivas et al. 361/683
7,036,256 B2 5/2006 Carlin et al.
D526,662 S * 8/2006 Choi D14/496
7,151,911 B2 * 12/2006 Matsumoto 455/90.2
D535,664 S * 1/2007 Katayama D14/496
7,196,676 B2 3/2007 Nakamura et al.
D554,149 S * 10/2007 Kim D14/496

FIG. 3 is a top view of the foldable media device in its folded state;

FIG. 4 is a front view of the foldable media device in its folded state;

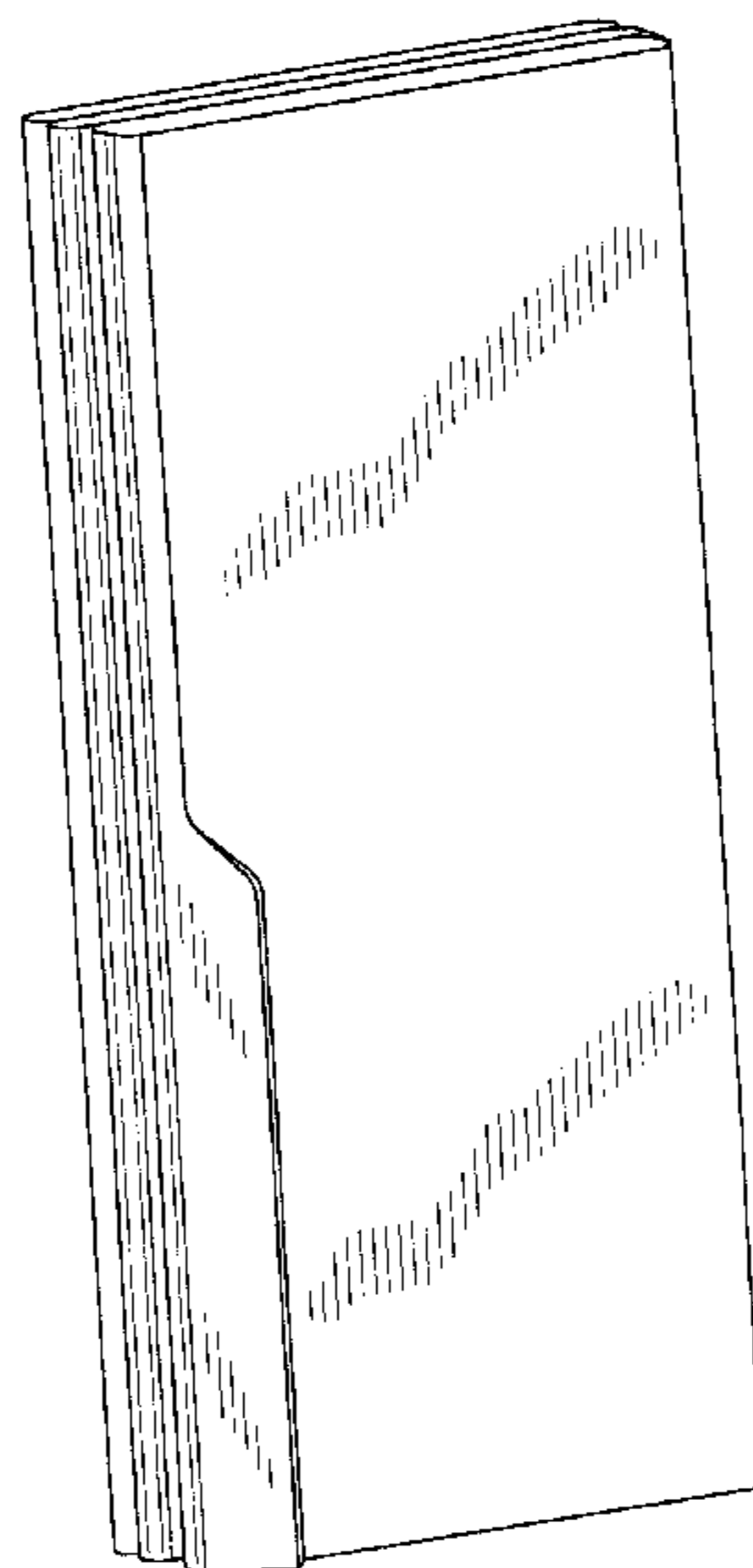
FIG. 5 is a bottom view of the foldable media device in its folded state;

FIG. 6 is a rear view of the foldable media device in its folded state;

FIG. 7 is a right side view of the foldable media device in its folded state; and,

FIG. 8 is a left side view of the foldable media device in its folded state.

1 Claim, 4 Drawing Sheets



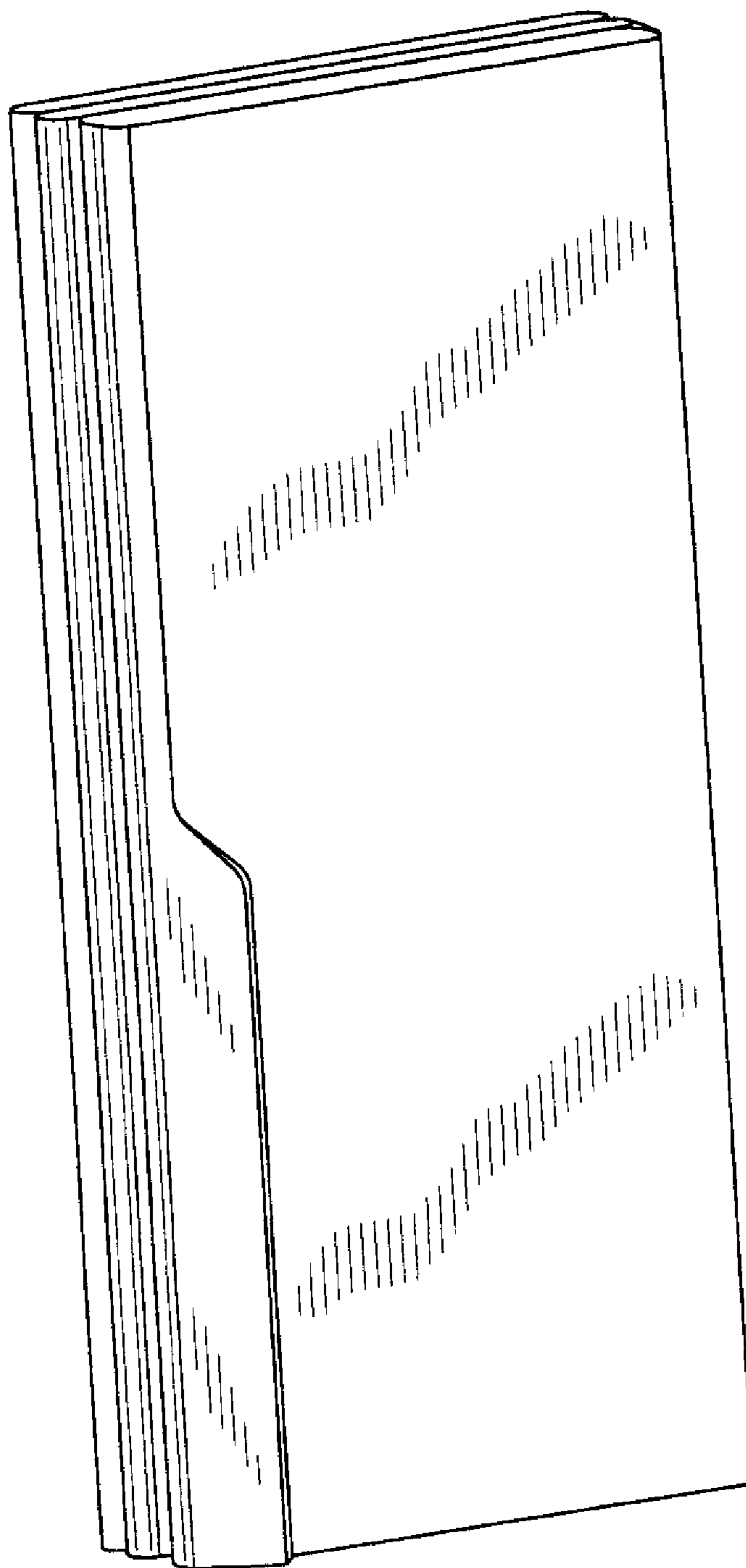


FIG. 1

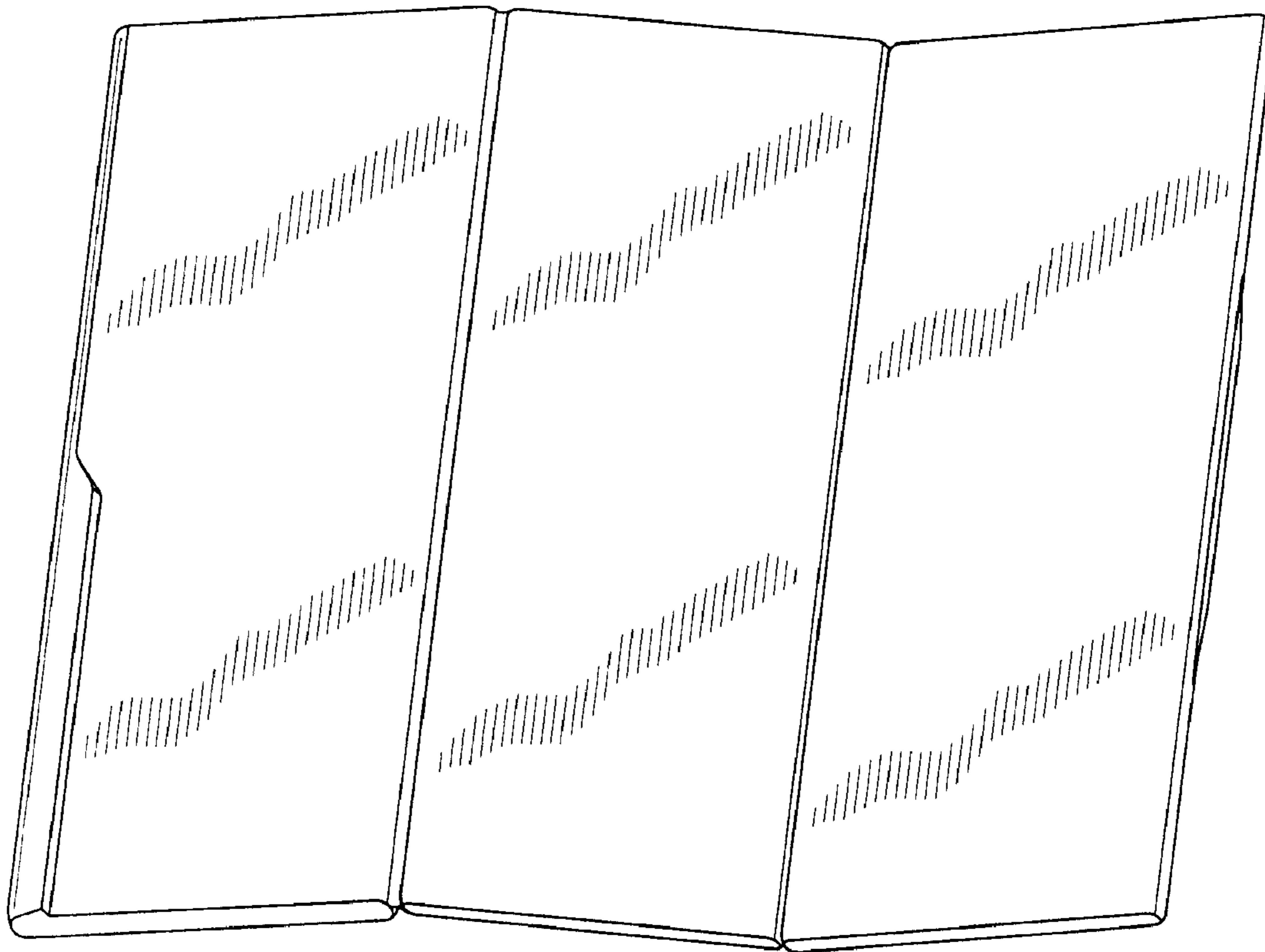


FIG. 2

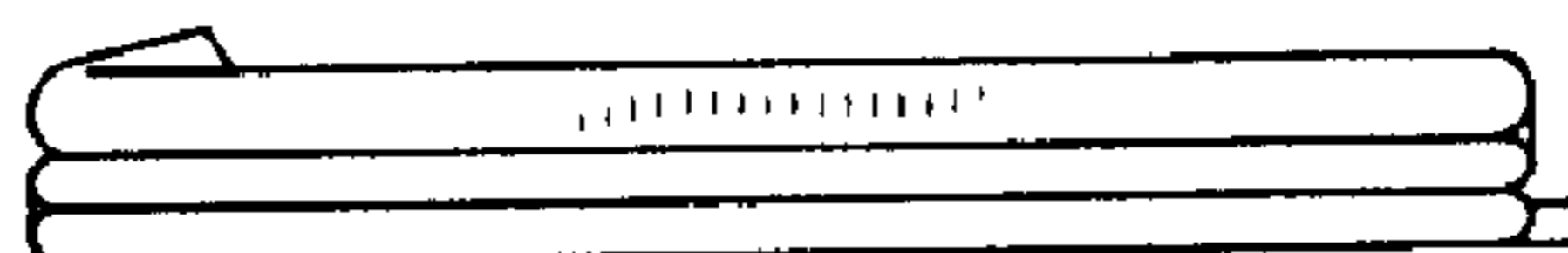


FIG. 3

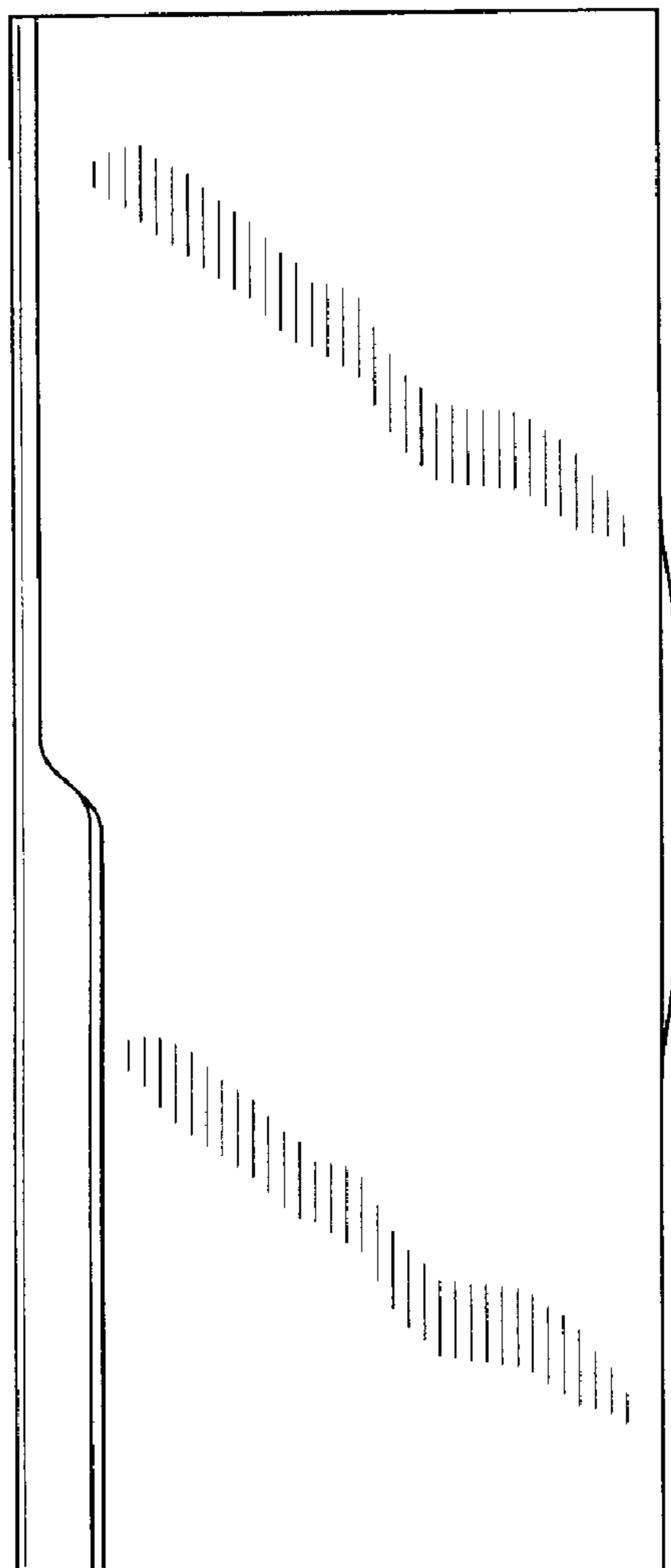


FIG. 4

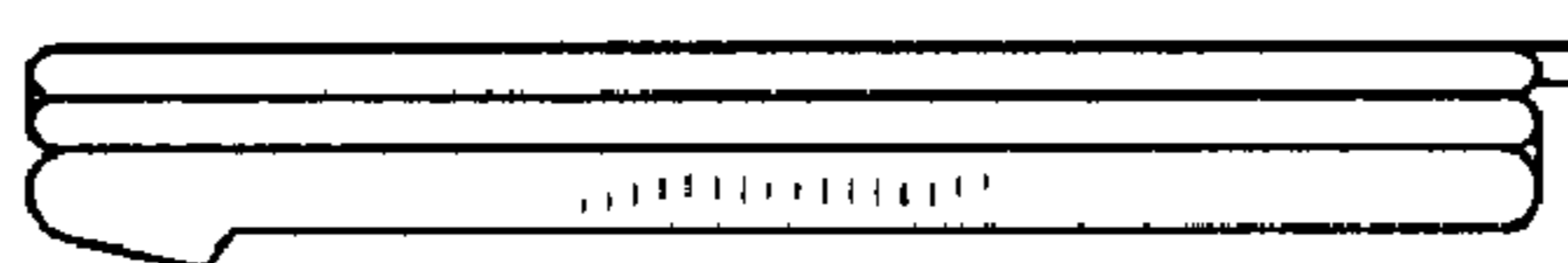


FIG. 5




FIG. 6



FIG. 7




FIG. 8