

US00D594026S

(12) **United States Design Patent**
Ball et al.

(10) **Patent No.:** **US D594,026 S**
(45) **Date of Patent:** **** Jun. 9, 2009**

(54) **ANIMATED IMAGE FOR A DISPLAY SCREEN**

(75) Inventors: **Vincent Ball**, Kirkland, WA (US); **Mark J. McNulty**, Renton, WA (US); **Joshua Baber**, Seattle, WA (US)

(73) Assignee: **Microsoft Corporation**, Redmond, WA (US)

(**) Term: **14 Years**

(21) Appl. No.: **29/323,725**

(22) Filed: **Aug. 29, 2008**

(51) **LOC (9) Cl.** **14-04**

(52) **U.S. Cl.** **D14/488**

(58) **Field of Classification Search** D14/485-95;
D18/24-33; D19/6, 52; D20/11; D21/324-33;
715/700-867, 973-77

See application file for complete search history.

(56) **References Cited**

U.S. PATENT DOCUMENTS

D341,848 S *	11/1993	Bigelow et al.	D18/27
D454,140 S *	3/2002	Hoxie et al.	D14/492
D459,361 S *	6/2002	Inagaki	D14/486
D470,857 S *	2/2003	Anderson et al.	D14/485
D479,720 S *	9/2003	Ohashi et al.	D14/486
D506,474 S *	6/2005	Gildred	D14/486
D521,021 S *	5/2006	Butcher et al.	D14/492
D540,340 S *	4/2007	Cummins	D14/486
D545,834 S *	7/2007	Anthony et al.	D14/488
D552,620 S *	10/2007	Sato et al.	D14/486
D554,652 S *	11/2007	Shen et al.	D14/485
D555,663 S *	11/2007	Nagata et al.	D14/488
D558,211 S *	12/2007	Dongen	D14/485
D563,986 S *	3/2008	Lettau et al.	D14/491
D569,872 S *	5/2008	Suzuki	D14/485
D573,605 S *	7/2008	Amacker	D14/488

D574,389 S *	8/2008	Armendariz et al.	D14/486
D576,171 S *	9/2008	Armendariz et al.	D14/486
D580,450 S *	11/2008	Chen et al.	D14/486
D580,942 S *	11/2008	Oshiro et al.	D14/485
D580,946 S *	11/2008	Chen et al.	D14/486
D580,947 S *	11/2008	Onai et al.	D14/486
D582,936 S *	12/2008	Scalisi et al.	D14/486
7,475,354 B2 *	1/2009	Guido et al.	715/742
2004/0255254 A1 *	12/2004	Weingart et al.	715/804

* cited by examiner

Primary Examiner—Melanie H Tung

(74) *Attorney, Agent, or Firm*—Banner & Witcoff, Ltd.

(57) **CLAIM**

The ornamental design for an animated image for a display screen, as shown and described.

DESCRIPTION

FIG. 1 is a front view of the first image of an animated image for a display screen showing our new design;

FIG. 2 is a front view of the second image thereof;

FIG. 3 is a front view of the third image thereof;

FIG. 4 is a front view of the fourth image thereof;

FIG. 5 is a front view of the fifth image thereof;

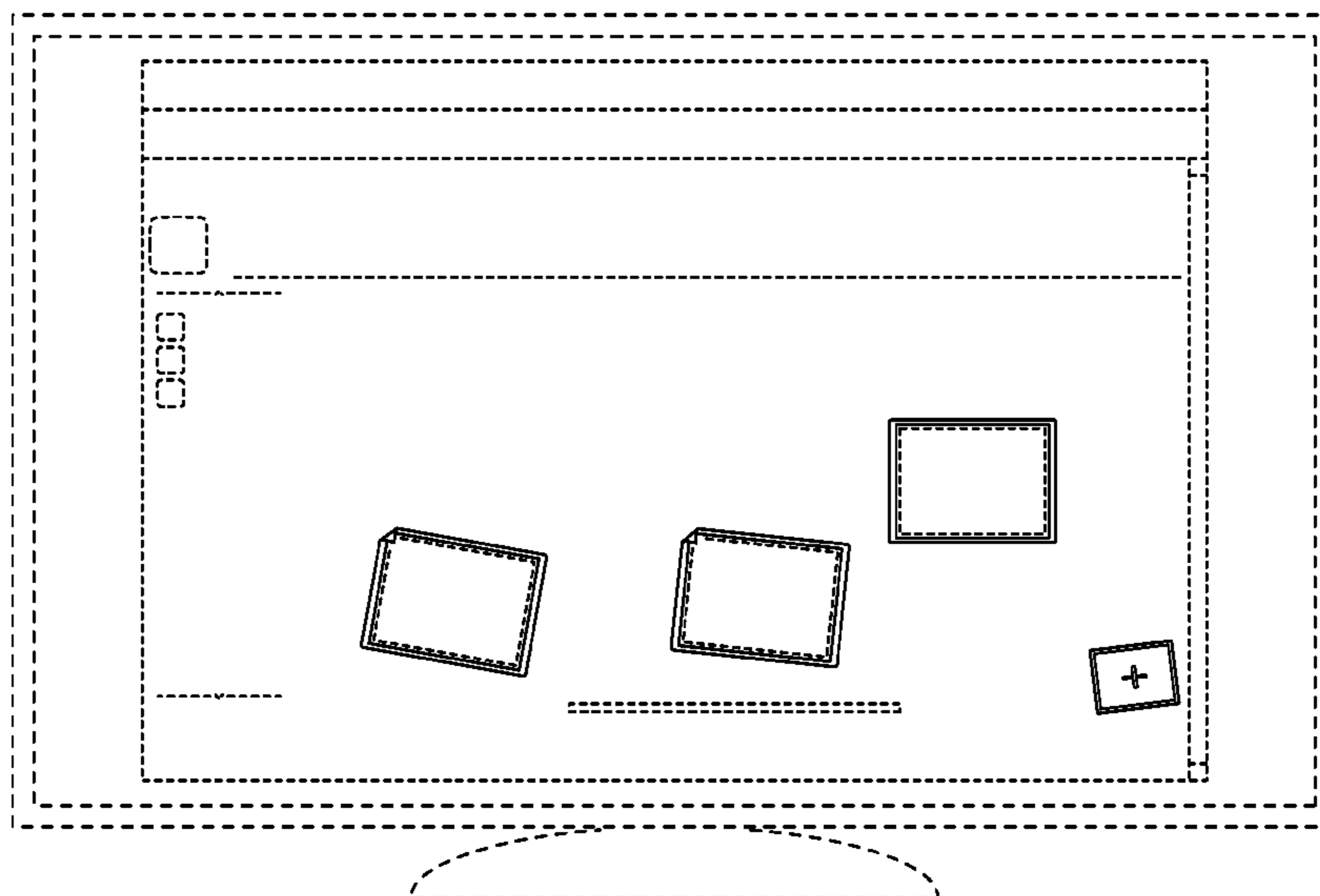
FIG. 6 is a front view of the sixth image thereof; and,

FIG. 7 is a front view of the seventh image thereof.

The appearance of the animated image sequentially transitions between the images shown in FIGS. 1-7. The process or period in which one image transitions to another forms no part of the claimed design.

The broken line showing of portions of the image and of the display screen is for illustrative purposes only and forms no part of the claimed design.

1 Claim, 7 Drawing Sheets



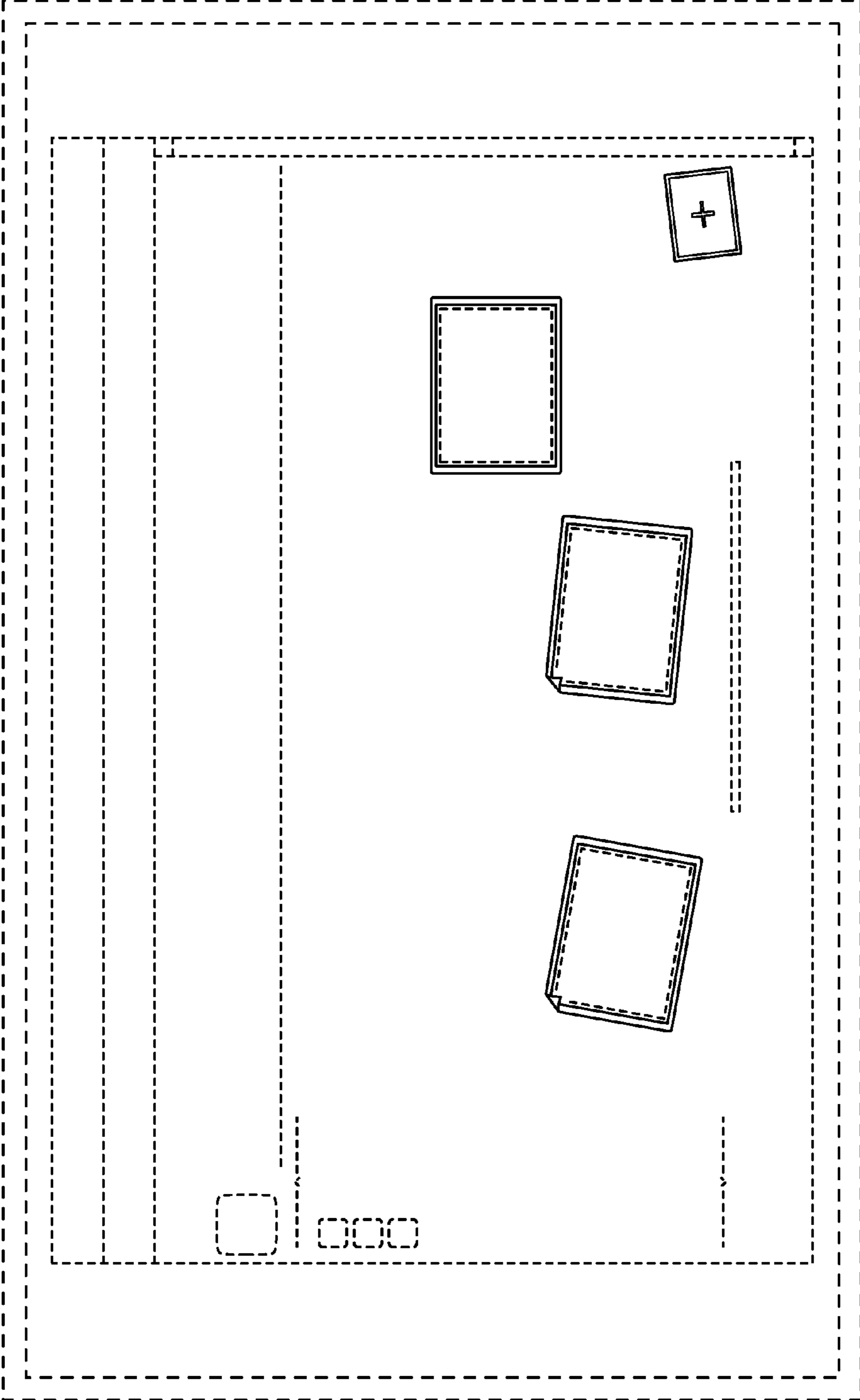


FIG. 1

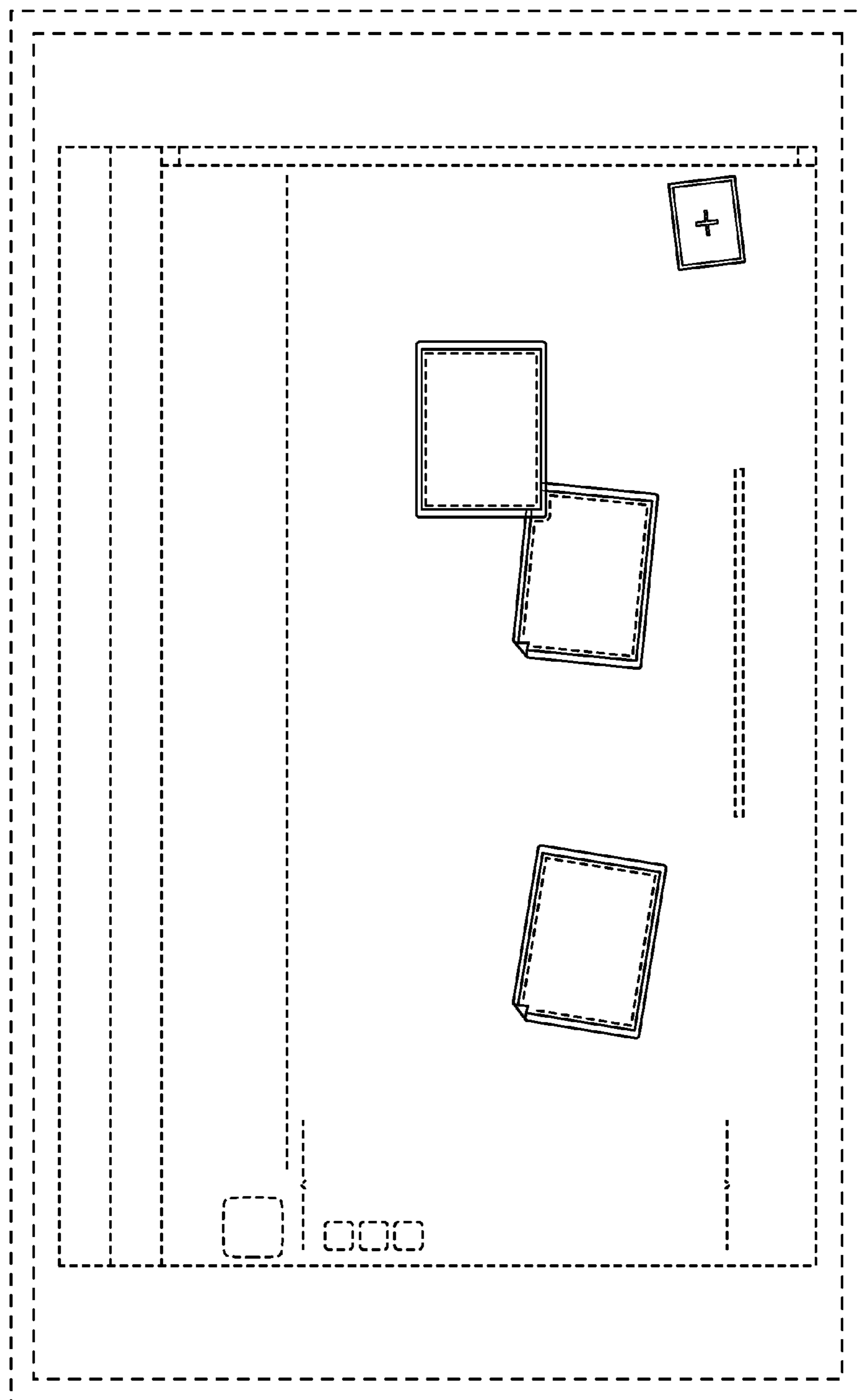


FIG. 2

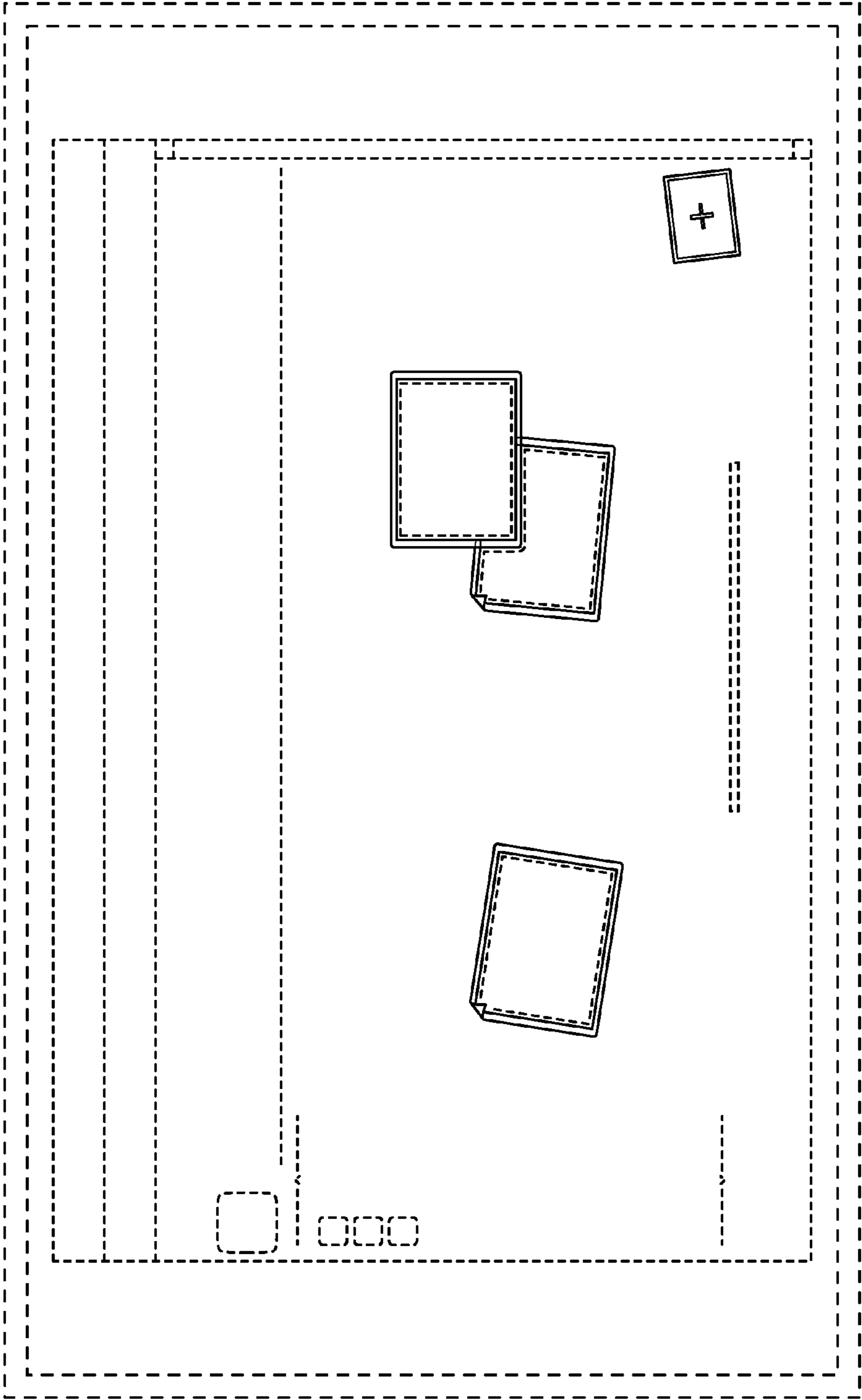


FIG. 3

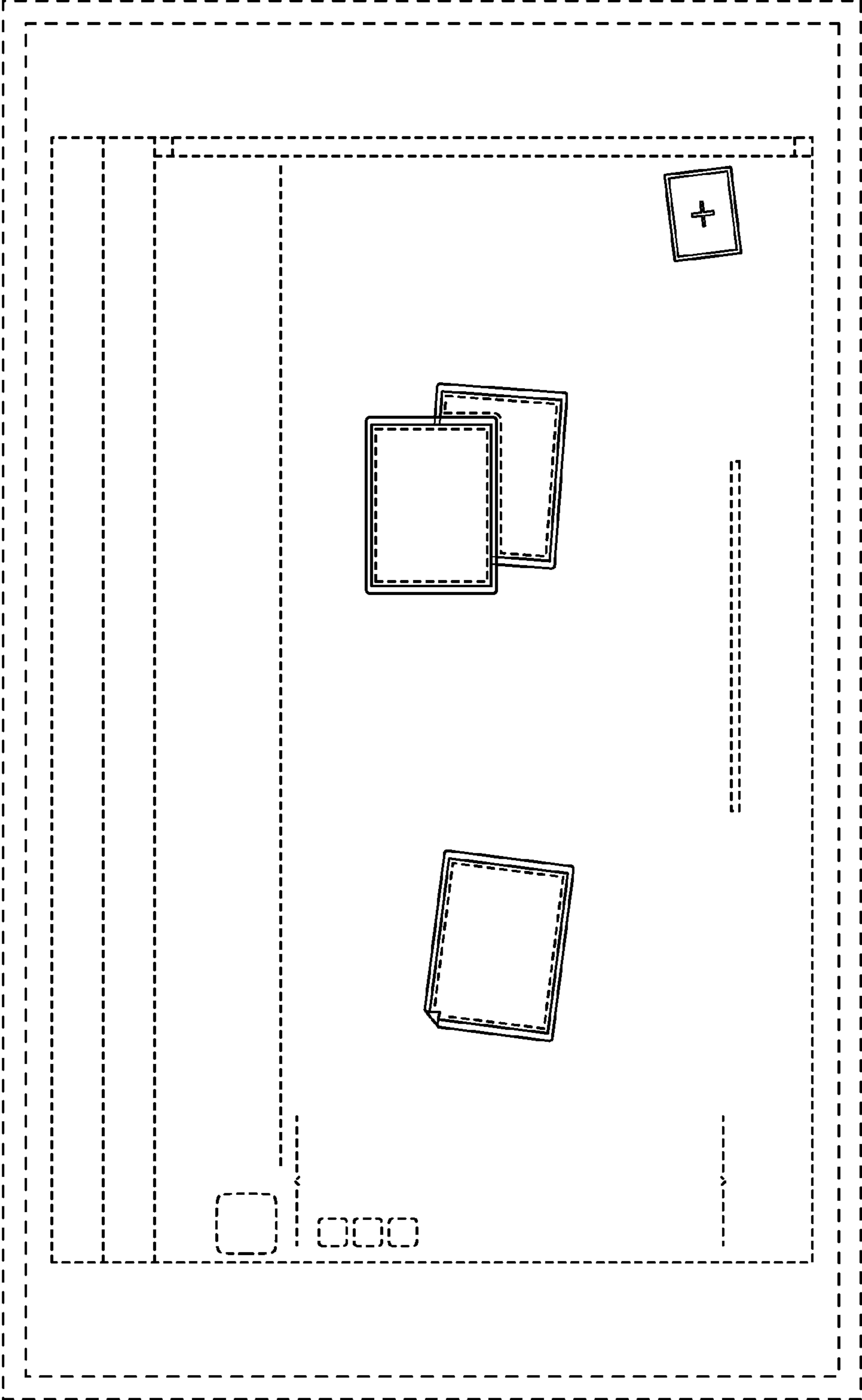


FIG. 4

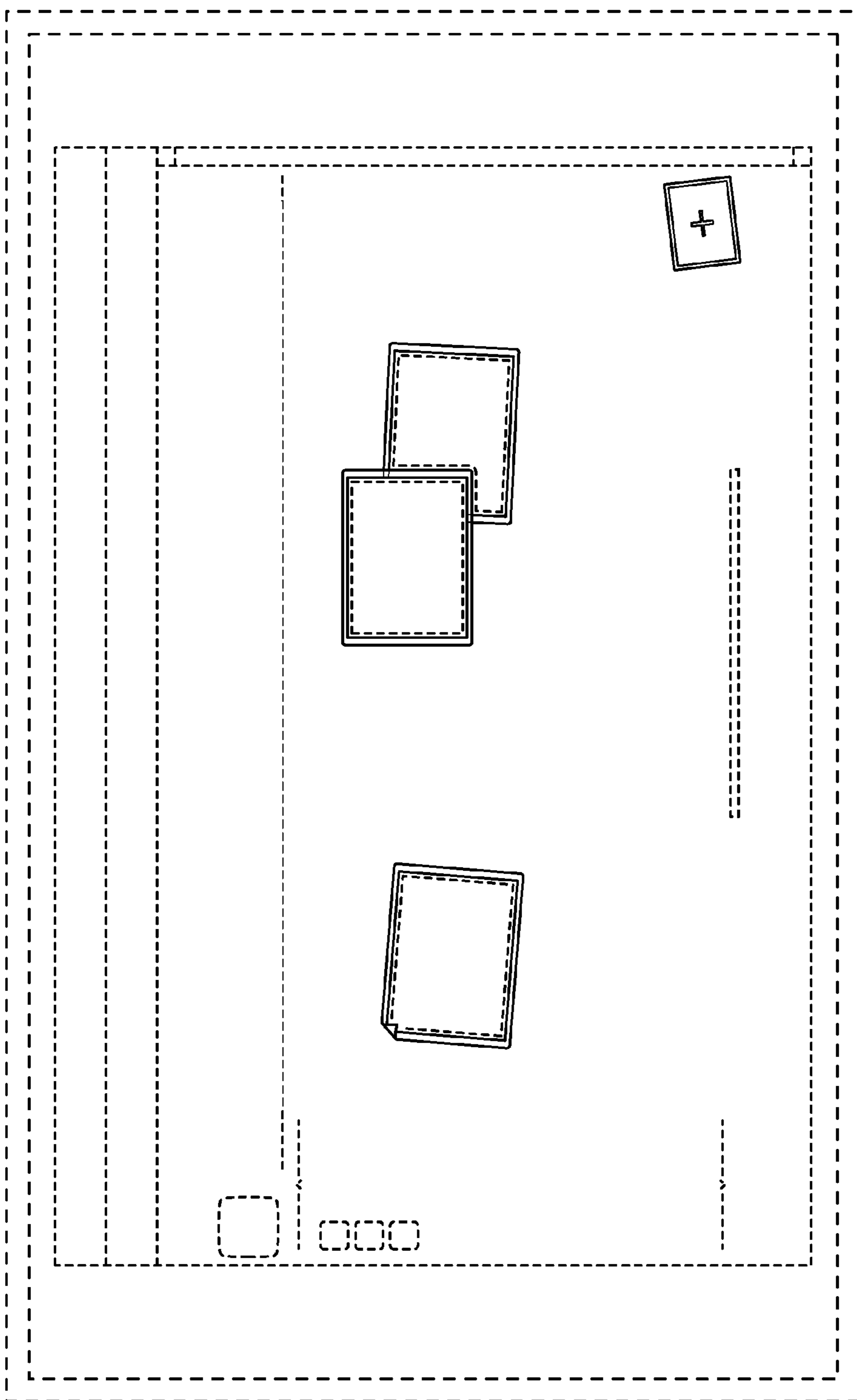


FIG. 5

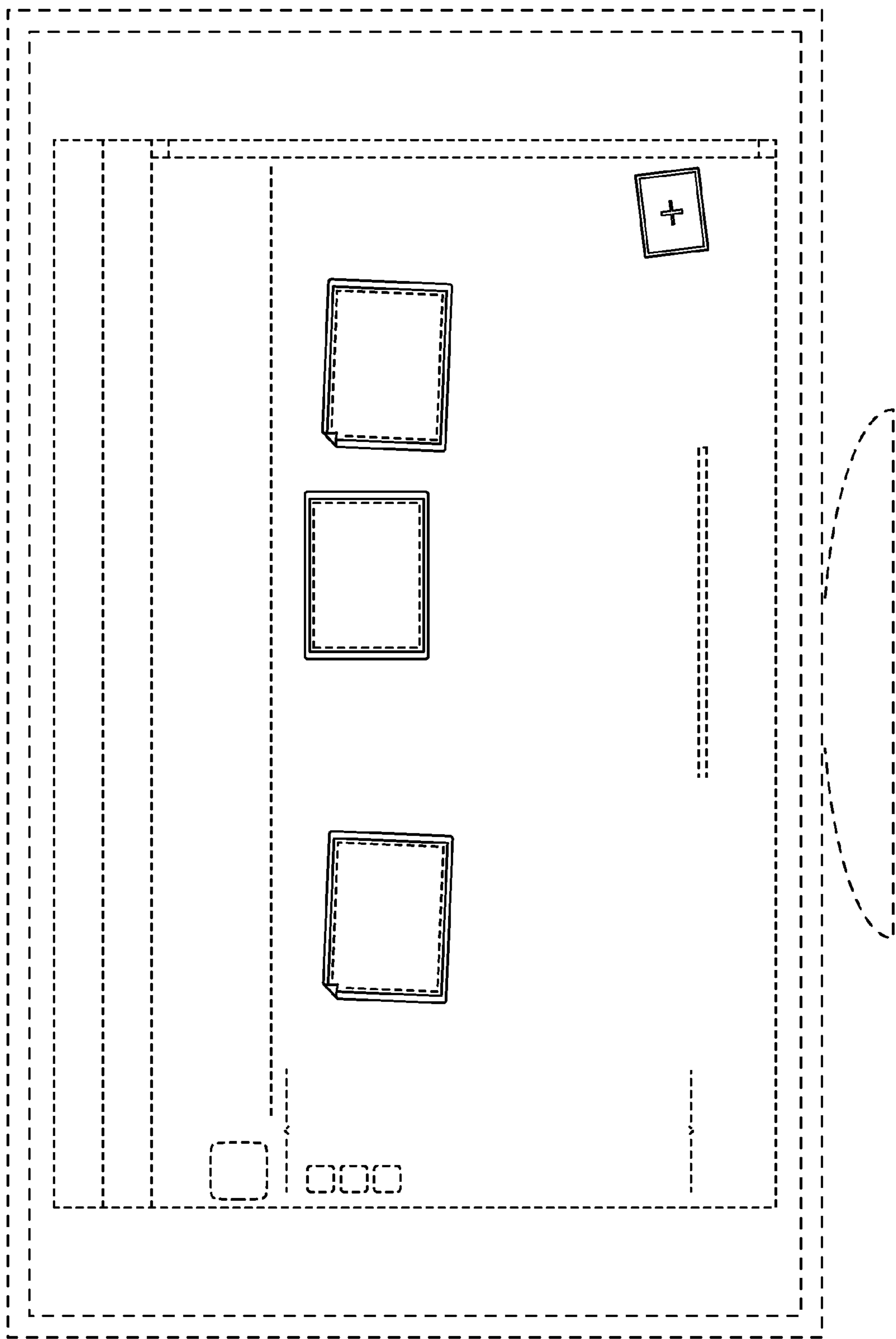


FIG. 6

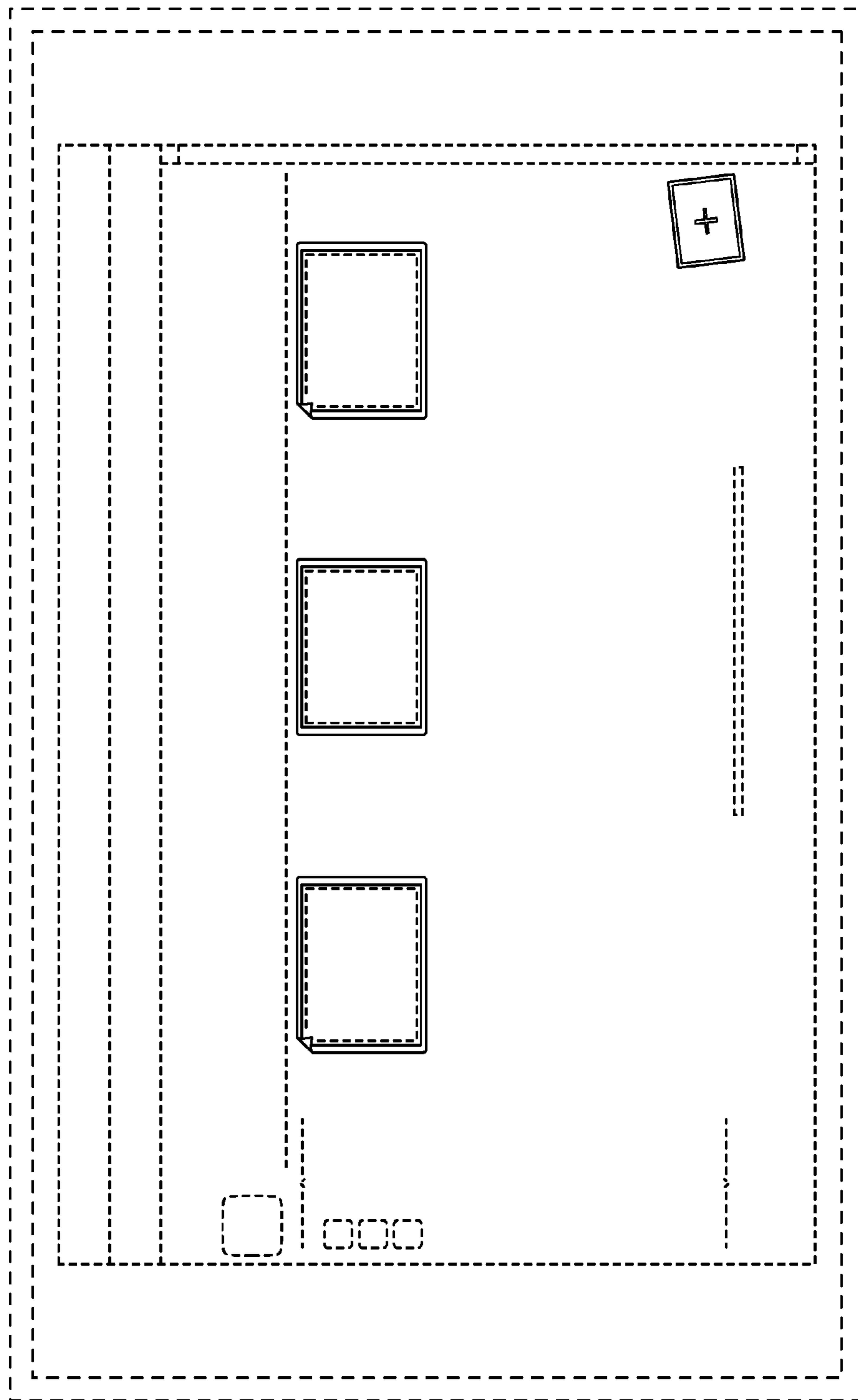


FIG. 7