



US00D594023S

(12) **United States Design Patent**
King

(10) **Patent No.:** **US D594,023 S**
(45) **Date of Patent:** **** Jun. 9, 2009**

(54) **ANIMATED BORDER IMAGE FOR A DISPLAY SCREEN**

(75) Inventor: **Joseph King**, Seattle, WA (US)

(73) Assignee: **Microsoft Corporation**, Redmond, WA (US)

(**) Term: **14 Years**

(21) Appl. No.: **29/320,509**

(22) Filed: **Jun. 27, 2008**

(51) **LOC (9) Cl.** **14-04**

(52) **U.S. Cl.** **D14/488**

(58) **Field of Classification Search** D14/485-95;
D18/24-33; D19/6, 52; D20/11; D21/324-33;
715/700-867, 973-77

See application file for complete search history.

(56) **References Cited**

U.S. PATENT DOCUMENTS

5,388,202	A *	2/1995	Squires et al.	715/800
5,754,809	A *	5/1998	Gandre	715/782
5,912,668	A *	6/1999	Sciammarella et al.	715/788
D460,762	S *	7/2002	Wasko	D14/486
D472,244	S *	3/2003	Wasko	D14/486
6,577,330	B1 *	6/2003	Tsuda et al.	715/782
6,661,467	B1 *	12/2003	Van Der Meer et al.	348/564
D501,211	S *	1/2005	Ligameri et al.	D14/486
6,874,129	B2 *	3/2005	Smith	715/803
D508,494	S *	8/2005	Ligameri	D14/486
6,973,627	B1 *	12/2005	Appling	715/781
D535,659	S *	1/2007	Hally et al.	D14/485
7,170,510	B2 *	1/2007	Kawahara et al.	345/419
D544,492	S *	6/2007	Rimas-Ribikauskas et al.	D14/485
D545,834	S *	7/2007	Anthony et al.	D14/488

D546,343	S *	7/2007	Anthony et al.	D14/488
D568,892	S *	5/2008	Stabb et al.	D14/485
D570,859	S *	6/2008	Hsiao et al.	D14/486
D570,863	S *	6/2008	Chen et al.	D14/486
D576,635	S *	9/2008	Nathan et al.	D14/488
D582,928	S *	12/2008	Blankenship et al.	D14/485
D582,929	S *	12/2008	Blankenship et al.	D14/485
D584,736	S *	1/2009	Ismail	D14/486
7,480,873	B2 *	1/2009	Kawahara	715/848
D585,909	S *	2/2009	Nathan et al.	D14/488

* cited by examiner

Primary Examiner—Melanie H Tung

(74) *Attorney, Agent, or Firm*—Banner & Witcoff, Ltd.

(57) **CLAIM**

The ornamental design for an animated border image for a display screen, as shown and described.

DESCRIPTION

FIG. 1 is a front view of the first image in the sequence for an animated border image for a display screen showing the new design;

FIG. 2 is a front view of a second image thereof;

FIG. 3 is a front view of a third image thereof;


FIG. 4 is a front view of a fourth image thereof;

FIG. 5 is a front view of a fifth image thereof; and,

FIG. 6 is a front view of a sixth image thereof.

The appearance of the image sequentially transitions between the images shown in FIGS. 1-6. The process or period in which one image transitions to another forms no part of the claimed design. The broken line showing of the display screen in the figures is for illustrative purposes only and forms no part of the claimed design.

1 Claim, 6 Drawing Sheets






FIG. 1

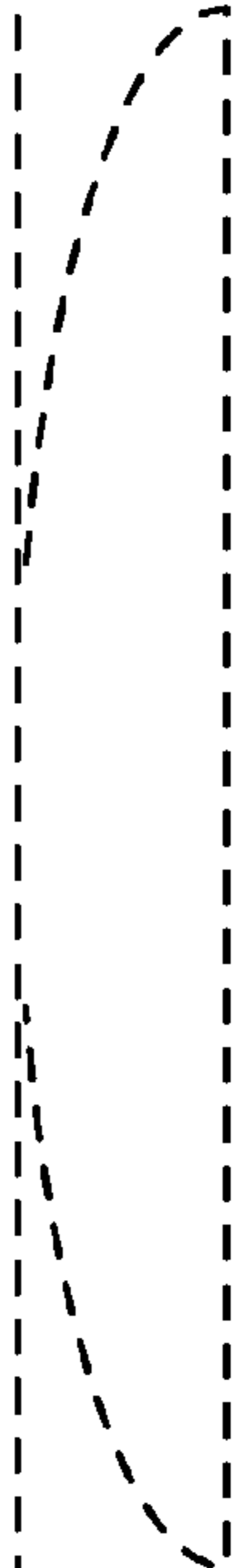



FIG. 2




FIG. 3





FIG. 4

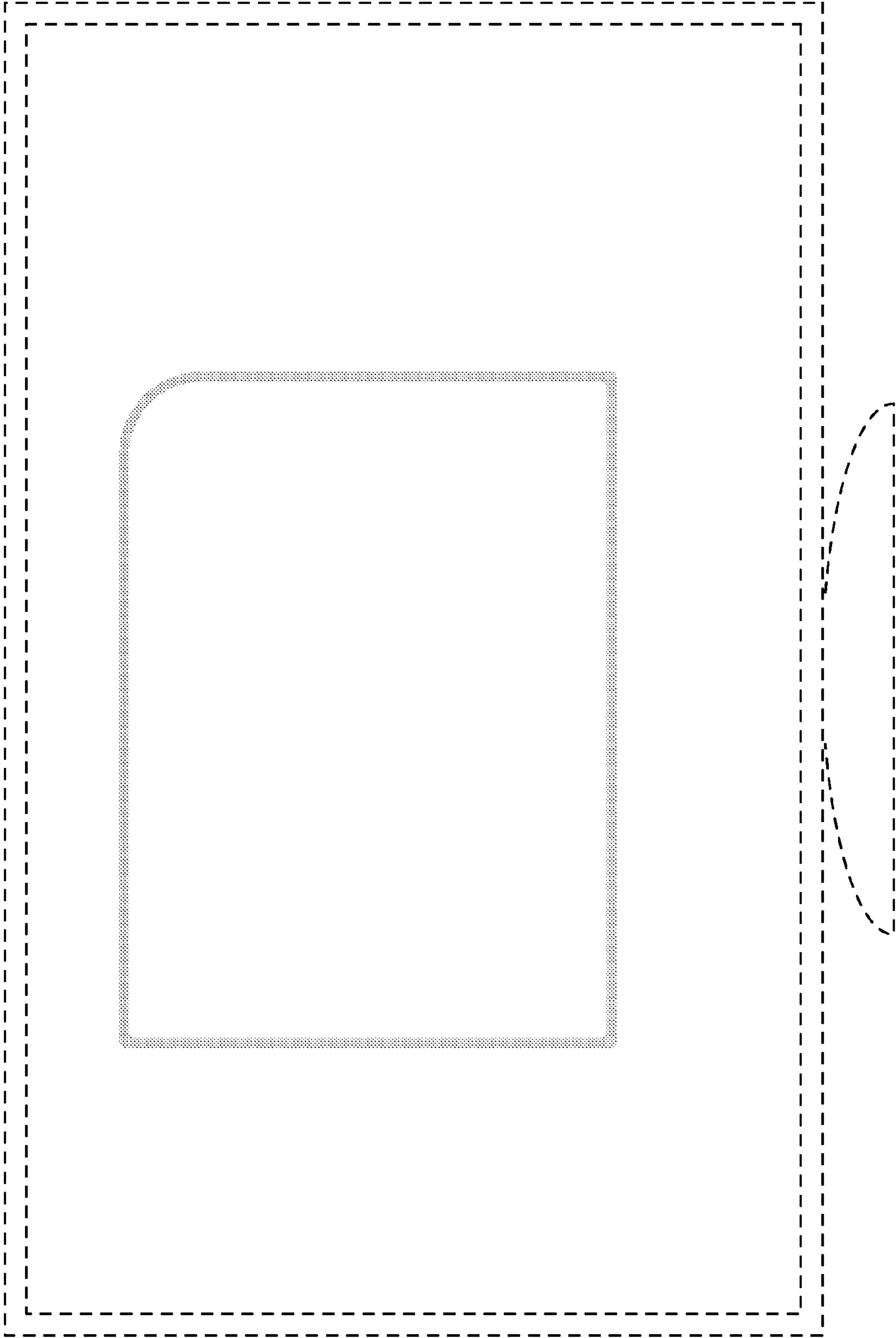


FIG. 5

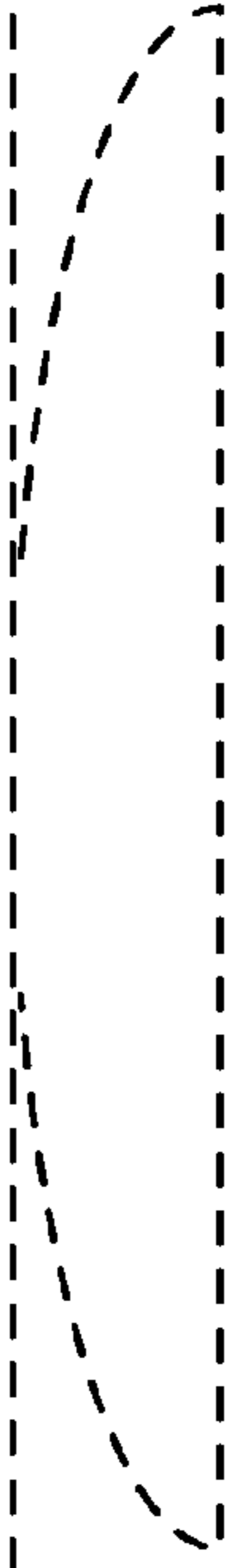
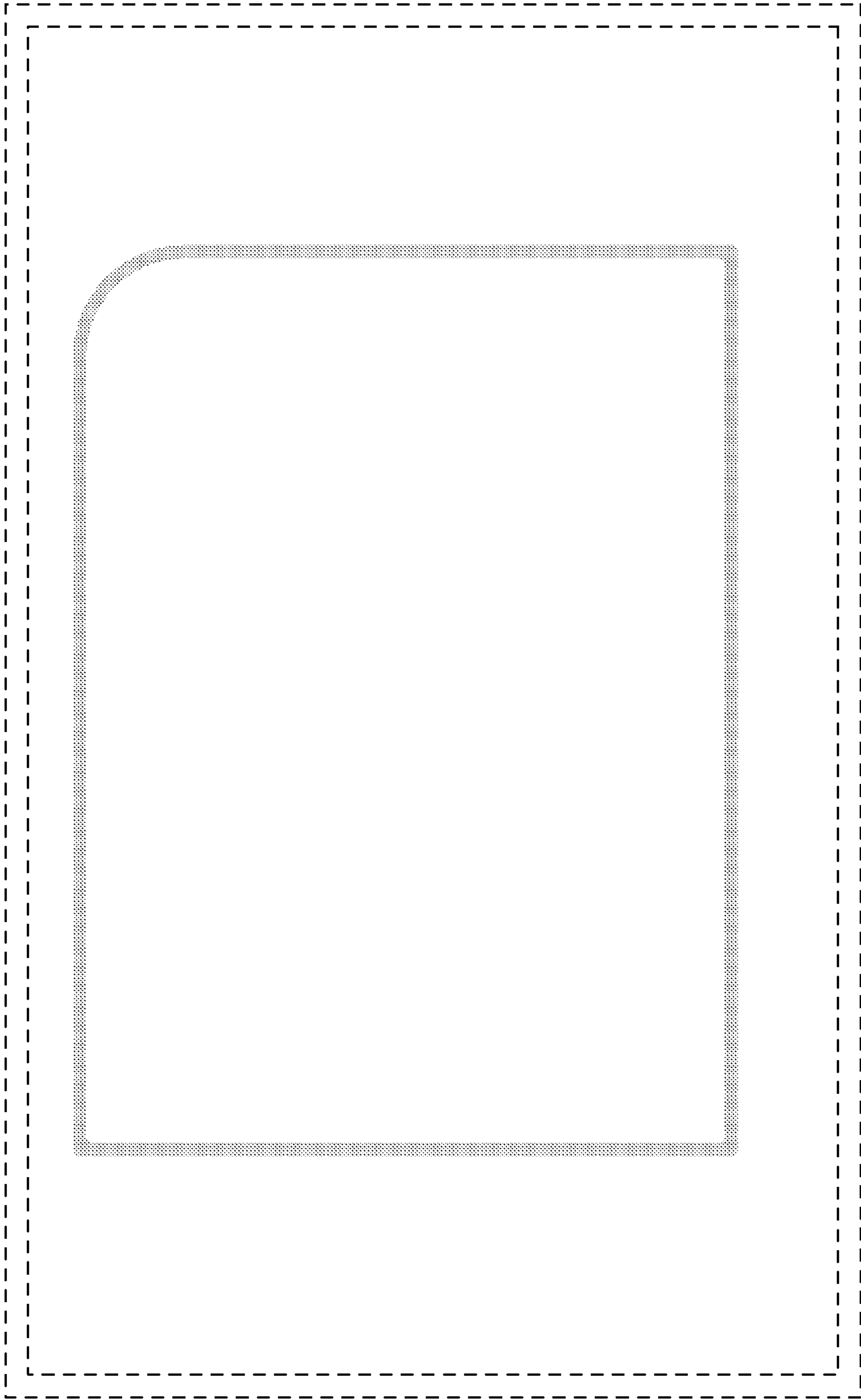


FIG. 6