



US00D594009S

(12) **United States Design Patent**
Nakano et al.

(10) **Patent No.:** **US D594,009 S**
(45) **Date of Patent:** **** Jun. 9, 2009**

(54) **PERSONAL COMPUTER**

(75) Inventors: **Tomomi Nakano**, Tokyo (JP); **Hirotohi Muraki**, Shizuoka (JP); **Shiyuuichi Sugiyama**, Shizuoka (JP); **Kazuhiko Aoyama**, Shizuoka (JP); **Naoki Katou**, Tokyo (JP)

(73) Assignees: **NEC Corporation**, Tokyo (JP); **NEC Access Technica, Ltd.**, Shizuoka (JP)

(**) Term: **14 Years**

(21) Appl. No.: **29/325,750**

(22) Filed: **Oct. 6, 2008**

(30) **Foreign Application Priority Data**

Apr. 9, 2008 (JP) 2008-009088

(51) **LOC (9) Cl.** **14-02**

(52) **U.S. Cl.** **D14/439; D14/315**

(58) **Field of Classification Search** D14/315-327, D14/348, 349, 351, 353-355, 385, 388-398, D14/432-434, 439-447; 361/679.01, 679.02, 361/679.07, 679.08, 679.09, 679.1, 679.18, 361/679.19, 679.2, 679.26, 679.27, 679.28, 361/679.31, 679.55, 679.57, 679.58

See application file for complete search history.

(56) **References Cited**

U.S. PATENT DOCUMENTS

D389,816 S * 1/1998 Horiki et al. D14/318
D430,118 S * 8/2000 Horiki et al. D14/318
D436,596 S * 1/2001 Ito et al. D14/434

D456,398 S * 4/2002 Horiki D14/328
D473,562 S * 4/2003 Russell D14/447
D485,276 S * 1/2004 Chien D14/441
D493,169 S * 7/2004 Cheng D14/357
D554,135 S * 10/2007 Lim et al. D14/447
D558,754 S * 1/2008 Takemasa et al. D14/328
D565,561 S * 4/2008 Kaneshiro D14/315
D565,563 S * 4/2008 Kaneshiro et al. D14/315
D566,111 S * 4/2008 Nakagawa D14/315
D580,444 S * 11/2008 Dearborn et al. D14/444

* cited by examiner

Primary Examiner—Cathron C Brooks

Assistant Examiner—Deanna Fluegeman

(74) *Attorney, Agent, or Firm*—Seyfarth Shaw LLP

(57) **CLAIM**

The ornamental design for the personal computer, as shown and described.

DESCRIPTION

FIG. 1 is a perspective view of the personal computer showing our new design;

FIG. 2 is a front elevational view thereof

FIG. 3 is a rear elevational view thereof;

FIG. 4 is a left-side elevational view of thereof;

FIG. 5 is a right-side elevational view thereof;

FIG. 6 is a top plan view thereof; and,

FIG. 7 is a bottom plan view thereof.

The dashed portions of the figures form no part of the claimed design.

1 Claim, 3 Drawing Sheets

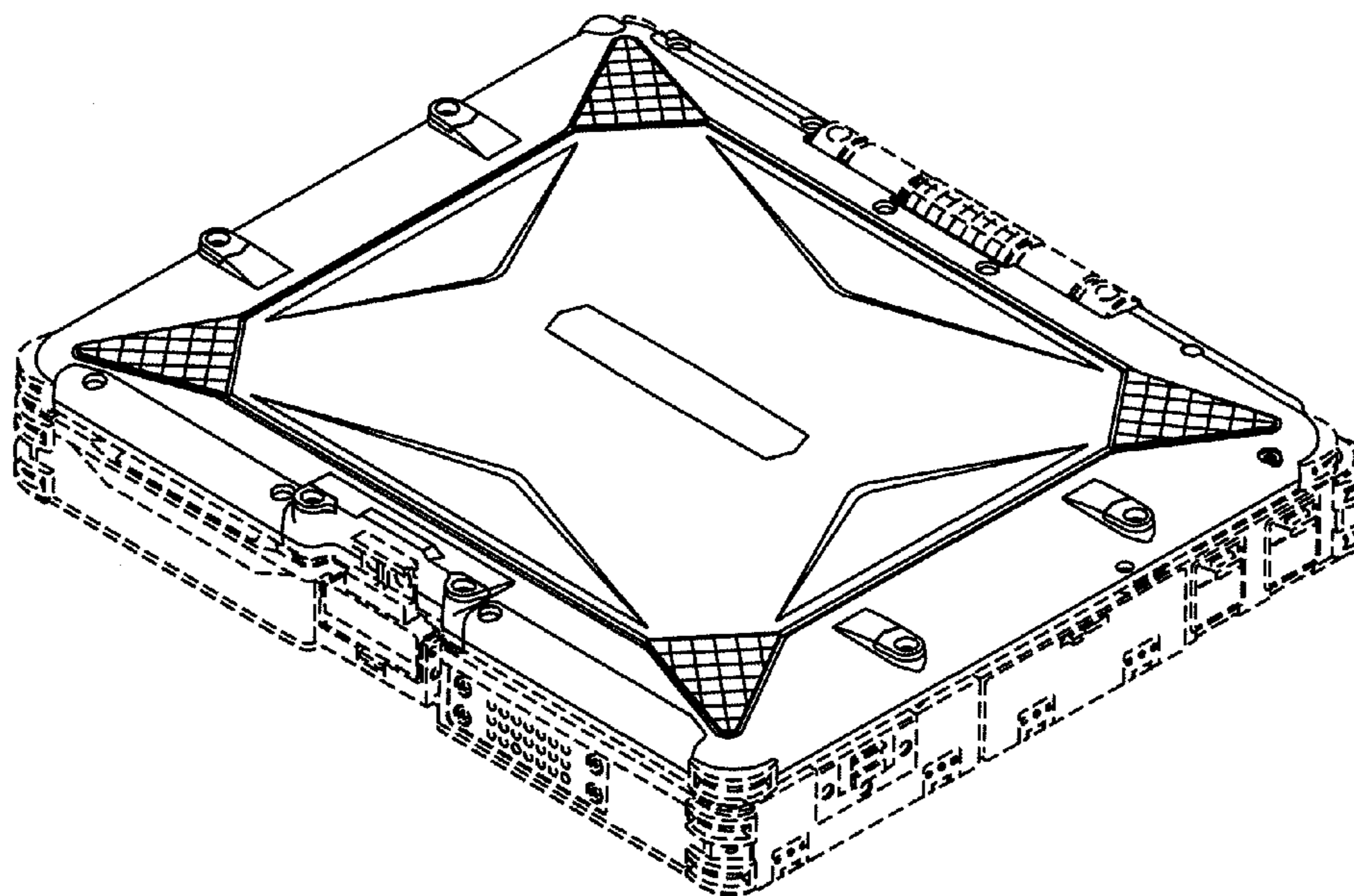


FIG. 1

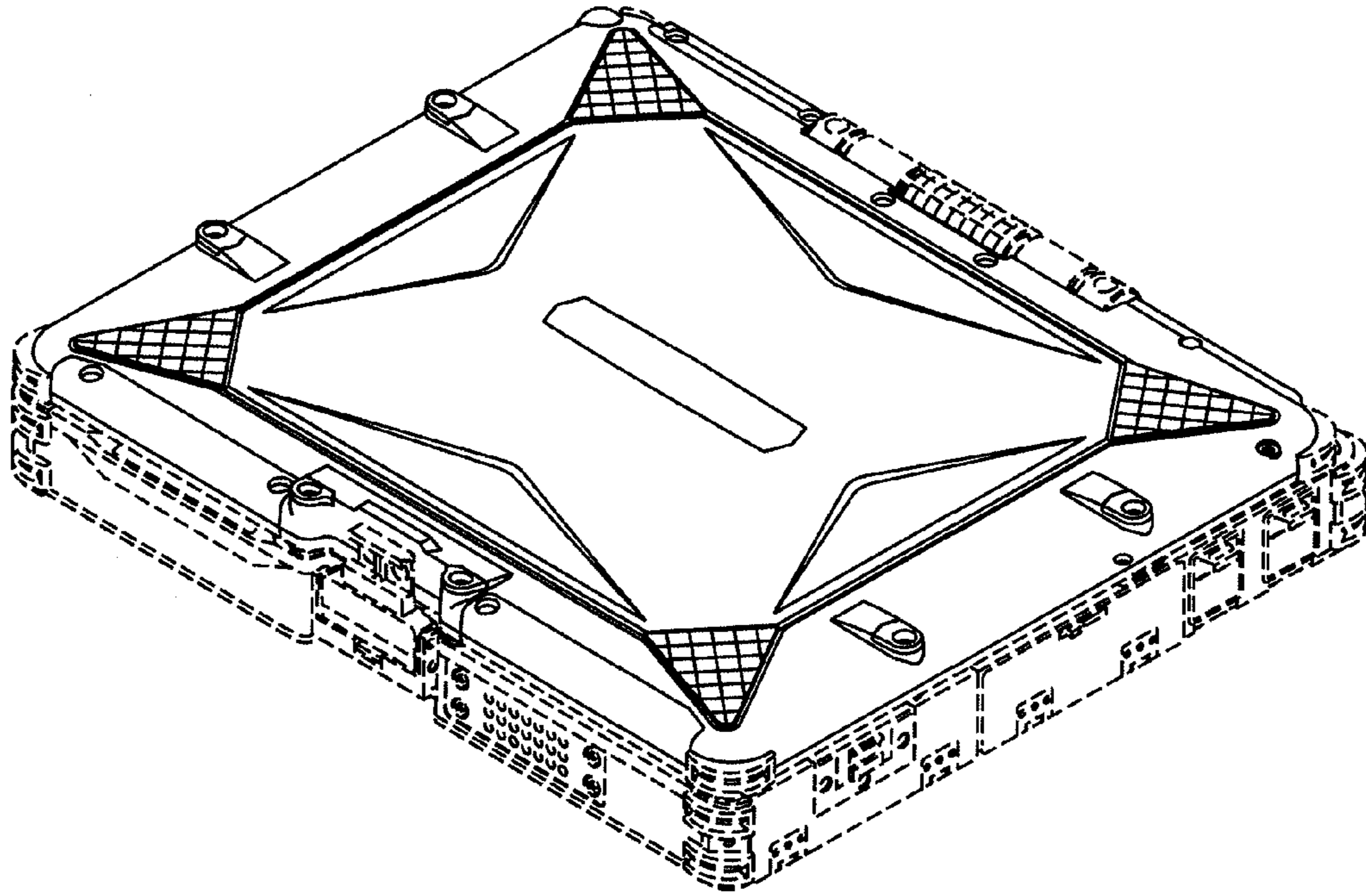


FIG. 2

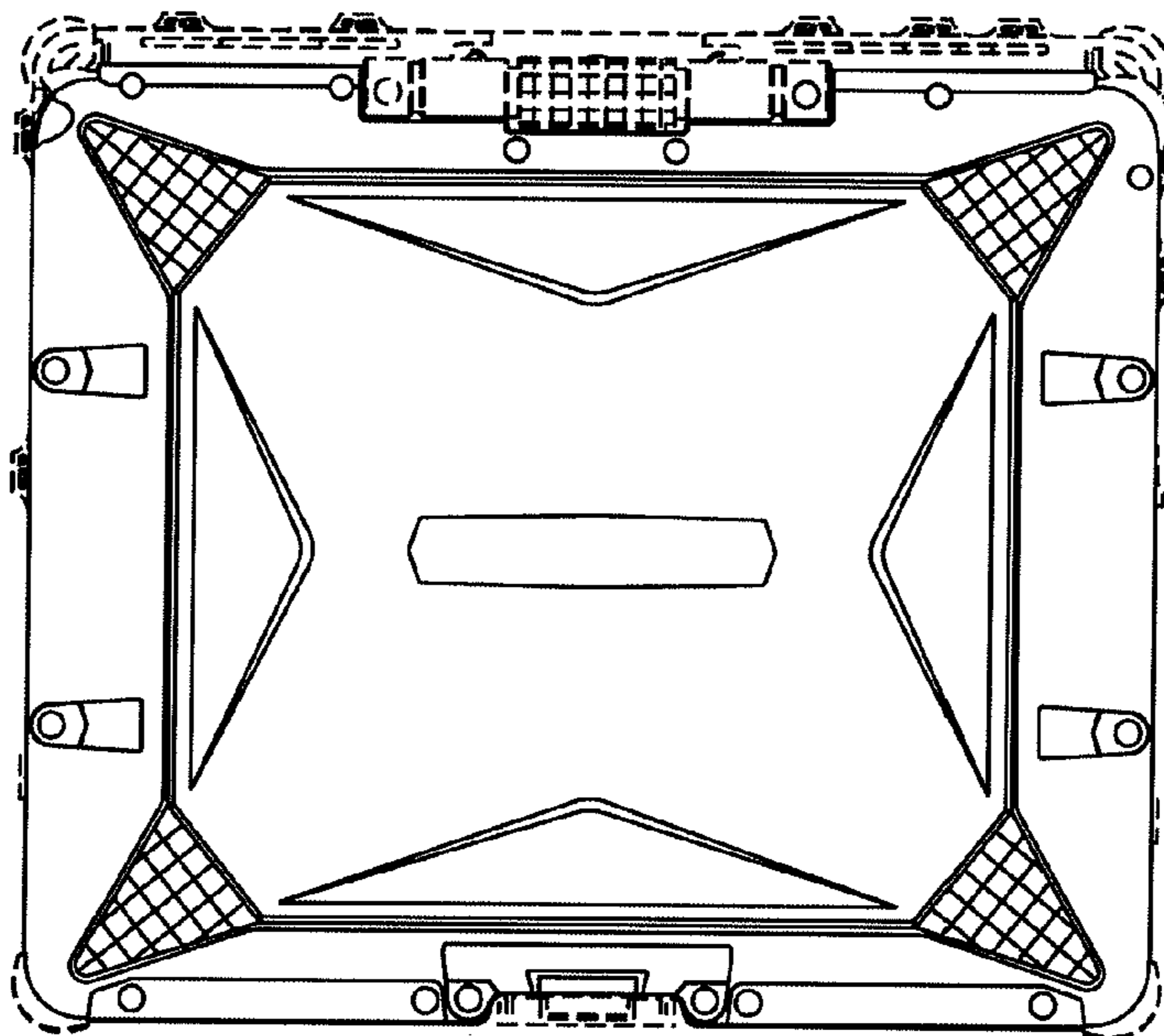


FIG. 3

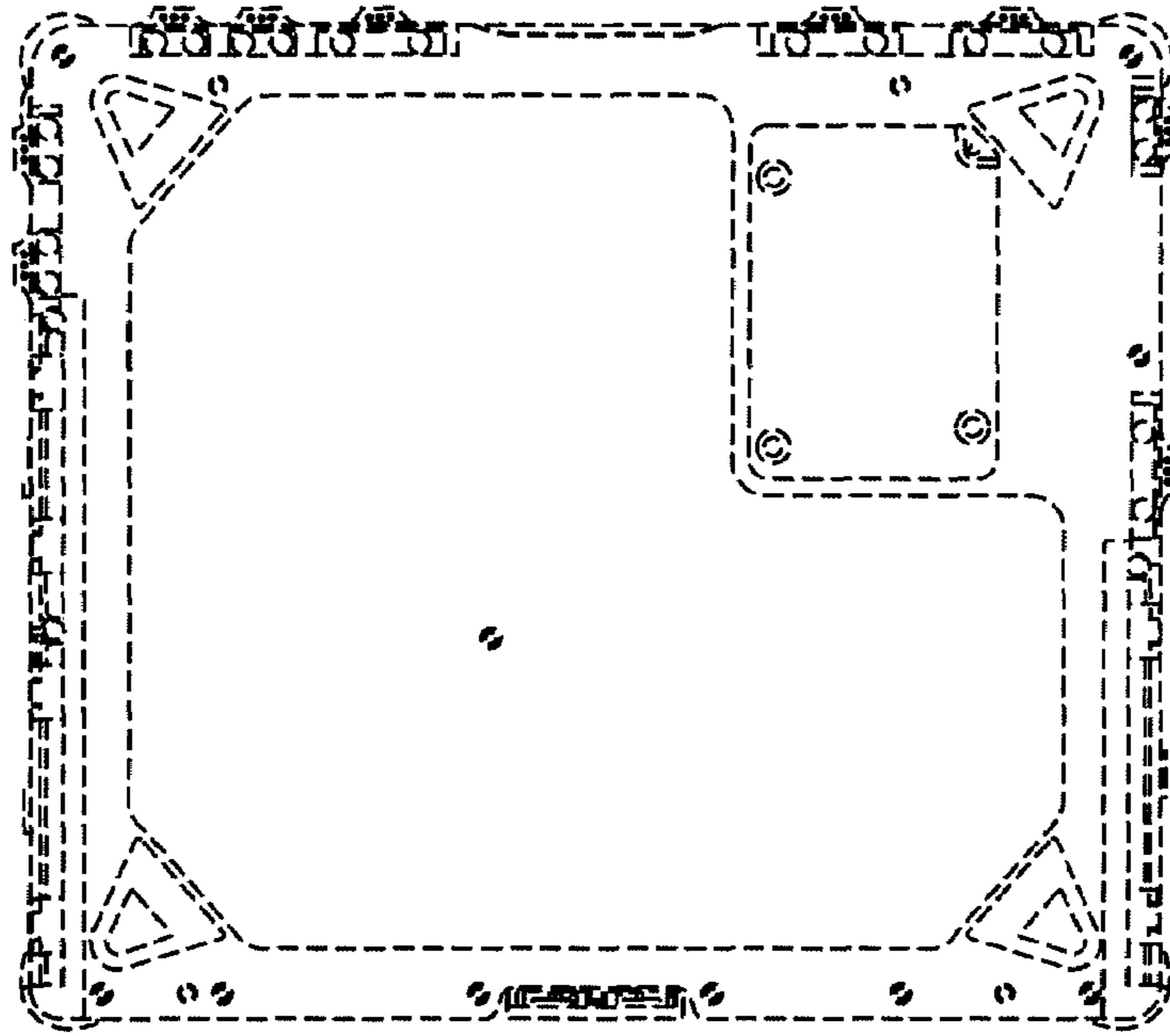


FIG. 4

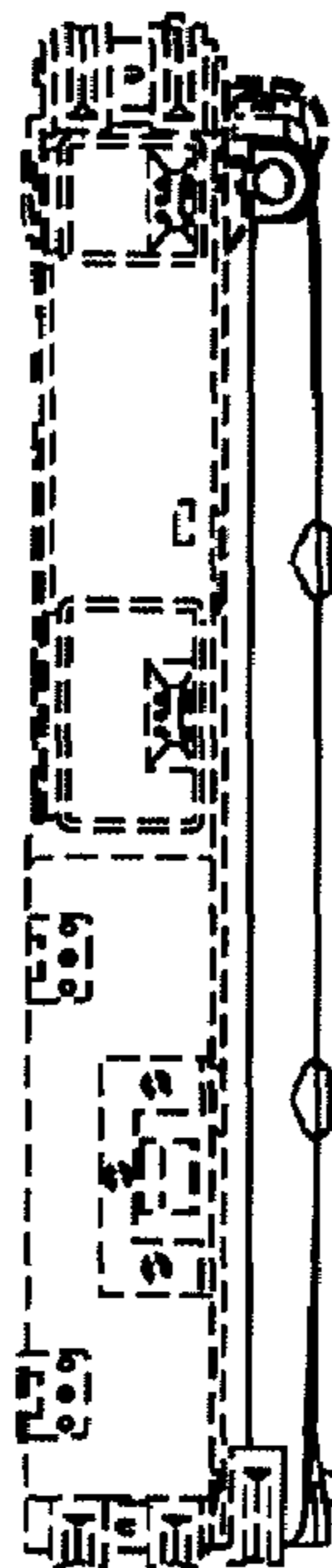


FIG. 5

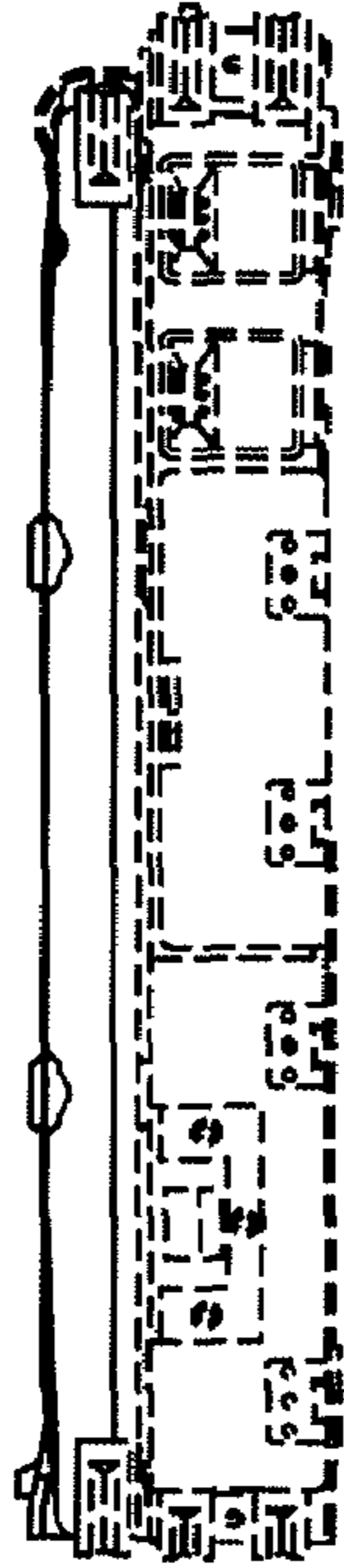


FIG. 6

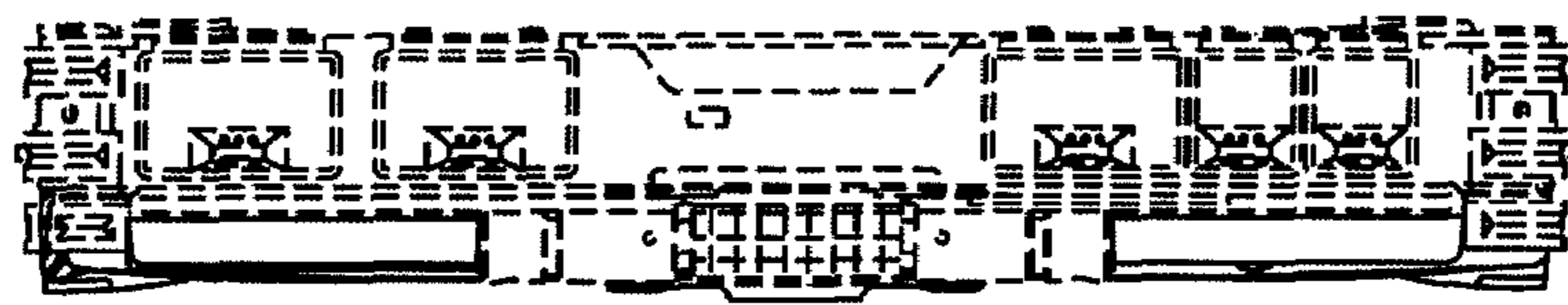


FIG. 7

