

US00D594005S

(12) **United States Design Patent**
Shi et al.

(10) **Patent No.:** **US D594,005 S**
(45) **Date of Patent:** **** Jun. 9, 2009**

(54) **PORTABLE ELECTRONIC DEVICE**

(75) Inventors: **Zheng Shi**, Shenzhen (CN);
Chih-Chiang Chang, Taipei Hsien
(TW); **Yao-Hao Chang**, Taipei Hsien
(TW)

(73) Assignee: **FIH (Hong Kong) Limited**, Kowloon
(HK)

(**) Term: **14 Years**

(21) Appl. No.: **29/320,407**

(22) Filed: **Jun. 26, 2008**

(30) **Foreign Application Priority Data**

Feb. 22, 2008 (CN) 2008 3 0300110

(51) **LOC (9) Cl.** **14-02**

(52) **U.S. Cl.** **D14/341**

(58) **Field of Classification Search** D14/341-347,
D14/420, 426, 427, 432, 439-441, 448, 496,
D14/125, 129-130, 137, 138, 147, 156, 218,
D14/247-248, 250, 389; D10/65, 104; D18/6-7;
D21/329, 686; D6/596, 601, 605; 455/90.3,
455/6.1, 556.2, 575.1, 575.3, 575.4; 379/433.01,
379/433.04, 433.06, 433.07; 361/814; 341/22;
345/169; 346/173

See application file for complete search history.

(56) **References Cited**

U.S. PATENT DOCUMENTS

D307,293 S * 4/1990 Sawada et al. D18/11
D531,967 S * 11/2006 Chia D14/126

D560,686 S * 1/2008 Kim D14/496
D567,783 S * 4/2008 Lee et al. D14/138 AB
D568,903 S * 5/2008 Seo D14/496
D572,268 S * 7/2008 Niizawa et al. D14/496
D581,944 S * 12/2008 Zhang et al. D14/496
D584,742 S * 1/2009 Sheba et al. D14/496
D585,444 S * 1/2009 Verschoor D14/345
2003/0003956 A1 * 1/2003 Maenpaa et al. 455/556
2008/0218484 A1 * 9/2008 Nishiwaki 345/169

* cited by examiner

Primary Examiner—Cathron C Brooks

Assistant Examiner—Barbara Fox

(74) *Attorney, Agent, or Firm*—Steven M. Reiss

(57) **CLAIM**

The ornamental design for a portable electronic device, as shown and described.

DESCRIPTION

FIG. 1 is a perspective view of a portable electronic device in accordance with the present design;

FIG. 2 is a front elevational view thereof;

FIG. 3 is a rear elevational view thereof;

FIG. 4 is a left side elevational view thereof;

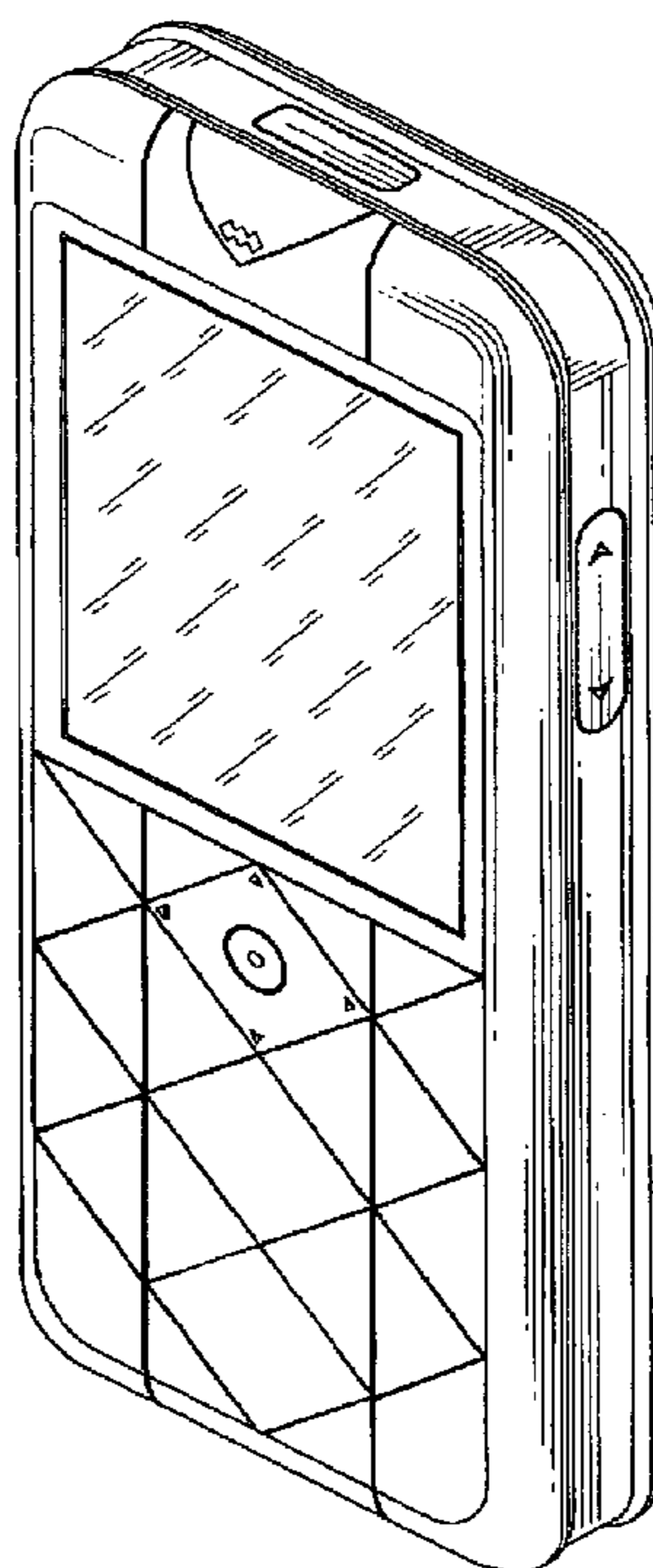
FIG. 5 is a right side elevational view thereof;

FIG. 6 is a top plan view thereof; and,

FIG. 7 is a bottom plan view thereof.

The shading lines form no part of the claimed design.

1 Claim, 7 Drawing Sheets



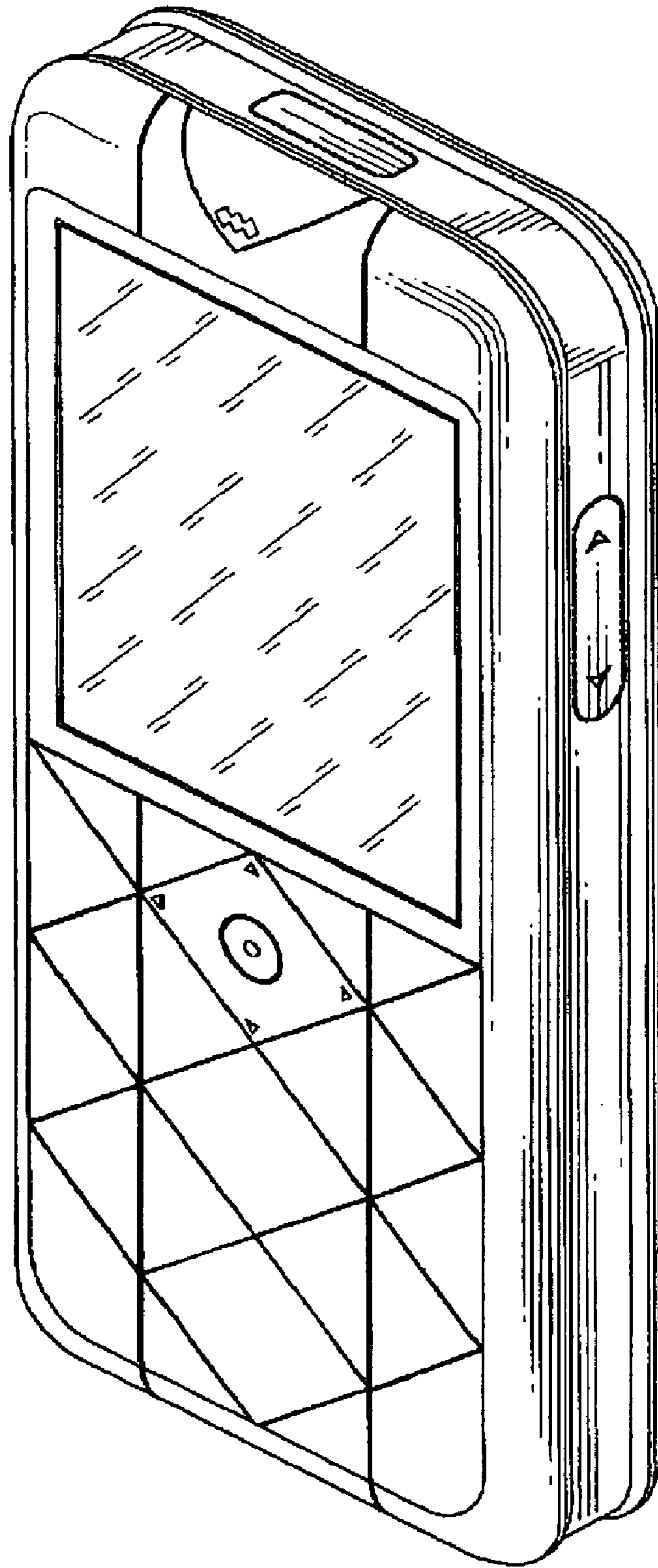


FIG. 1

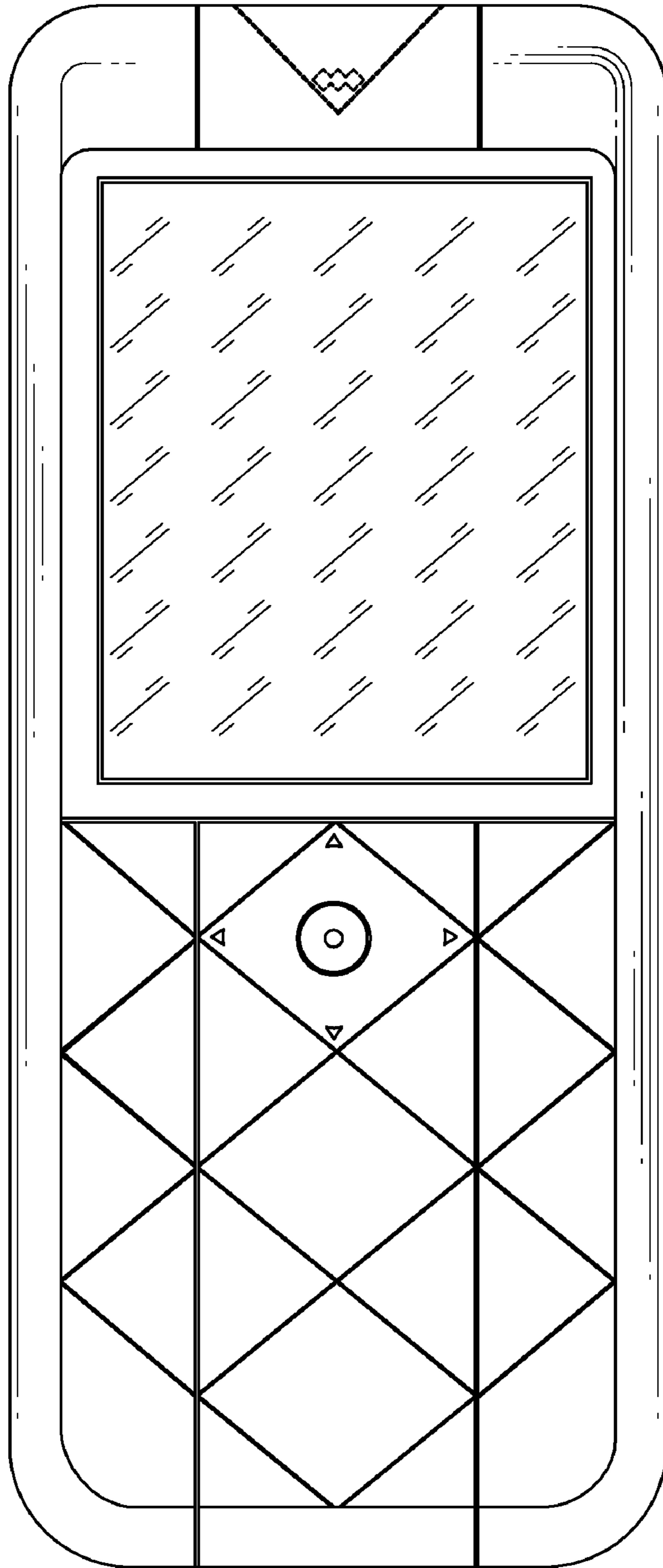


FIG. 2

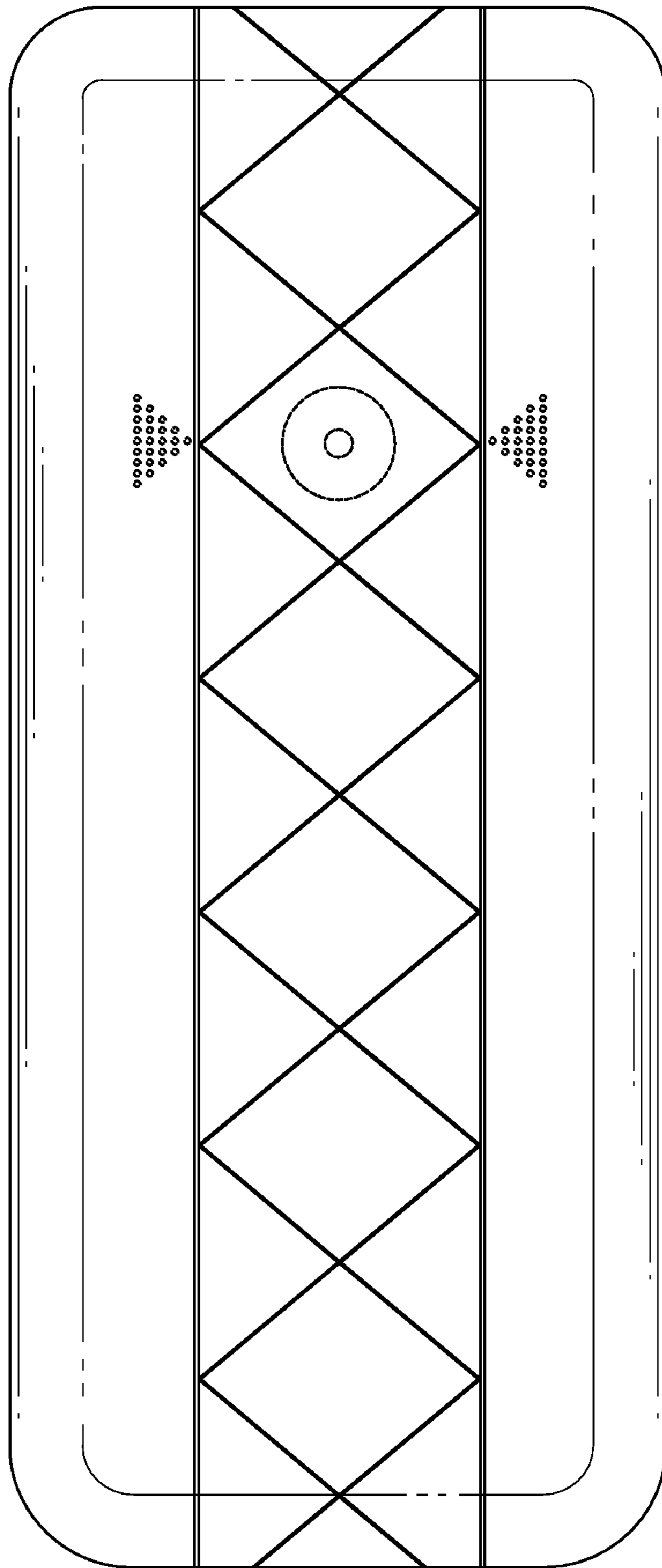


FIG. 3

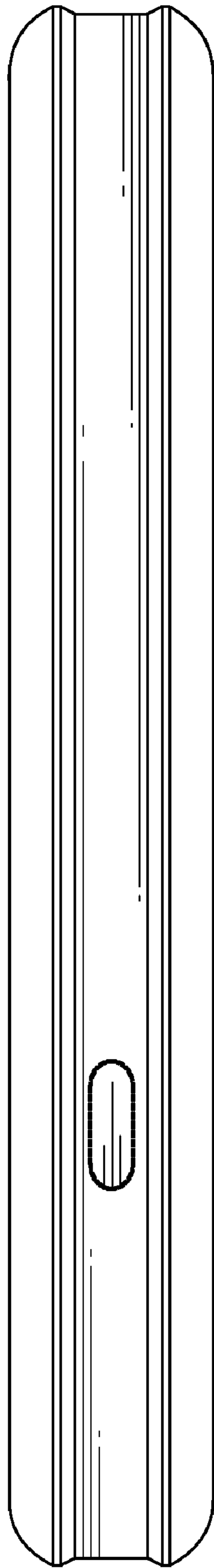


FIG. 4

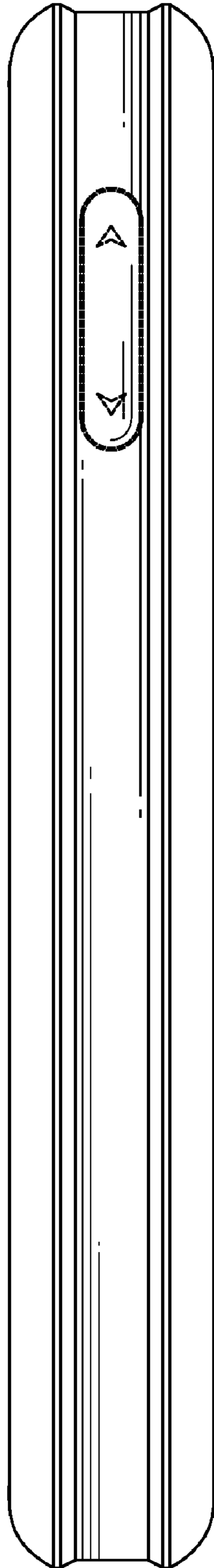


FIG. 5

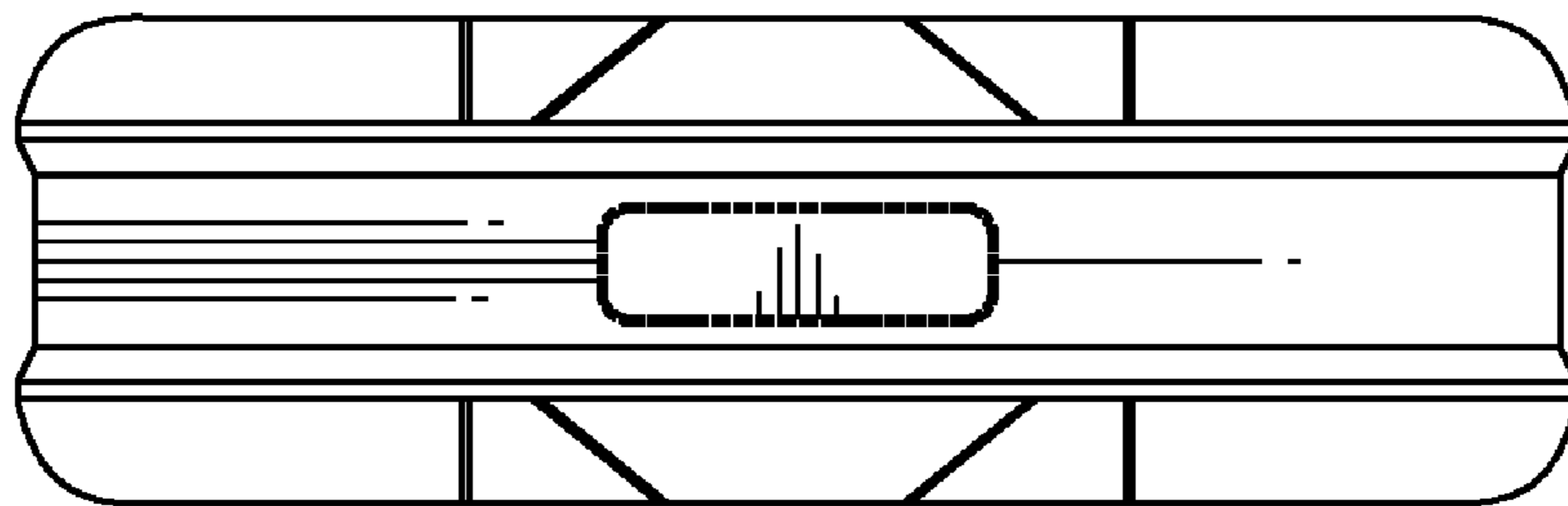


FIG. 6

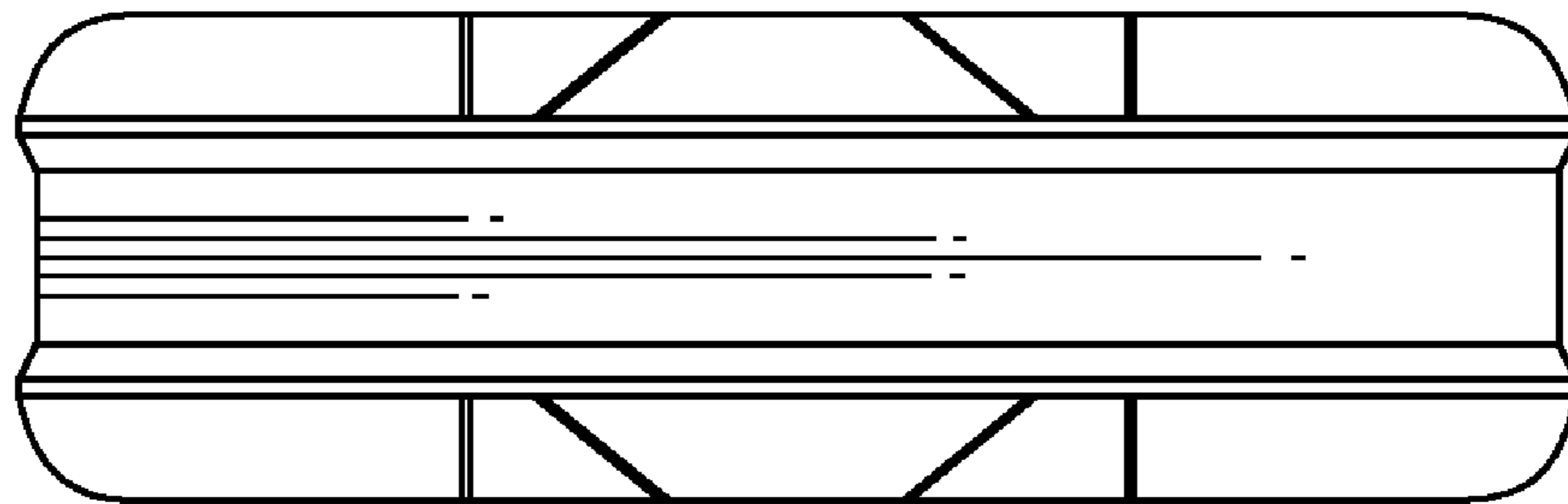


FIG. 7