



US00D594000S

(12) **United States Design Patent**  
**Yeon**

(10) **Patent No.:** **US D594,000 S**  
(45) **Date of Patent:** **\*\* Jun. 9, 2009**

(54) **BLUE TOOTH DEVICE FOR CELLULAR PHONE**

(75) Inventor: **Jee Young Yeon**, Koyang-shi (KR)

(73) Assignee: **LG Electronics Inc.**, Seoul (KR)

(\*\*) Term: **14 Years**

(21) Appl. No.: **29/322,287**

(22) Filed: **Jul. 31, 2008**

(30) **Foreign Application Priority Data**

Feb. 1, 2008 (KR) ..... 30-2008-0004868

(51) **LOC (9) Cl.** ..... **14-01**

(52) **U.S. Cl.** ..... **D14/226**

(58) **Field of Classification Search** ..... D14/192,  
D14/225, 226, 217, 203.1, 203.2, 203.5, 203.7,  
D14/356, 496, 498, 507; D10/30, 31, 32,  
D10/38; D11/2, 3, 4, 21; 273/348; 368/10,  
368/69, 282; 968/877; 362/104; 63/21;  
455/90.2, 575.7, 344, 301

See application file for complete search history.

(56) **References Cited**

**U.S. PATENT DOCUMENTS**

3,426,747 A \* 2/1969 Albert et al. .... 600/503  
D249,244 S \* 9/1978 Salter ..... D10/32  
4,419,770 A \* 12/1983 Yagi et al. .... 455/301  
D279,671 S \* 7/1985 Stanton ..... D14/192

5,239,521 A \* 8/1993 Blonder ..... 368/10  
5,644,785 A \* 7/1997 Garrett ..... 455/344  
D476,304 S \* 6/2003 Fox et al. .... D14/203.1  
7,152,989 B2 \* 12/2006 Radley-Smith ..... 362/104  
D547,328 S \* 7/2007 Kin ..... D14/496  
D556,194 S \* 11/2007 Rambosek et al. .... D14/356  
D558,198 S \* 12/2007 Blankenship et al. .... D14/356  
D571,684 S \* 6/2008 Kim ..... D11/2  
D583,815 S \* 12/2008 Giovannoni ..... D14/356

\* cited by examiner

*Primary Examiner*—Paula Greene

(74) *Attorney, Agent, or Firm*—Birch, Stewart, Kolasch & Birch, LLP

(57) **CLAIM**

I claim the ornamental design for a blue tooth device for cellular phone, as shown and described.

**DESCRIPTION**

FIG. 1 is a perspective view of a blue tooth device for cellular phone showing the new design:

FIG. 2 is a front elevation view thereof;

FIG. 3 is a rear elevation view thereof;

FIG. 4 is a left-side elevation view thereof;

FIG. 5 is a right-side elevation view thereof;

FIG. 6 is a top plan view thereof; and,

FIG. 7 is a bottom plan view thereof.

**1 Claim, 4 Drawing Sheets**

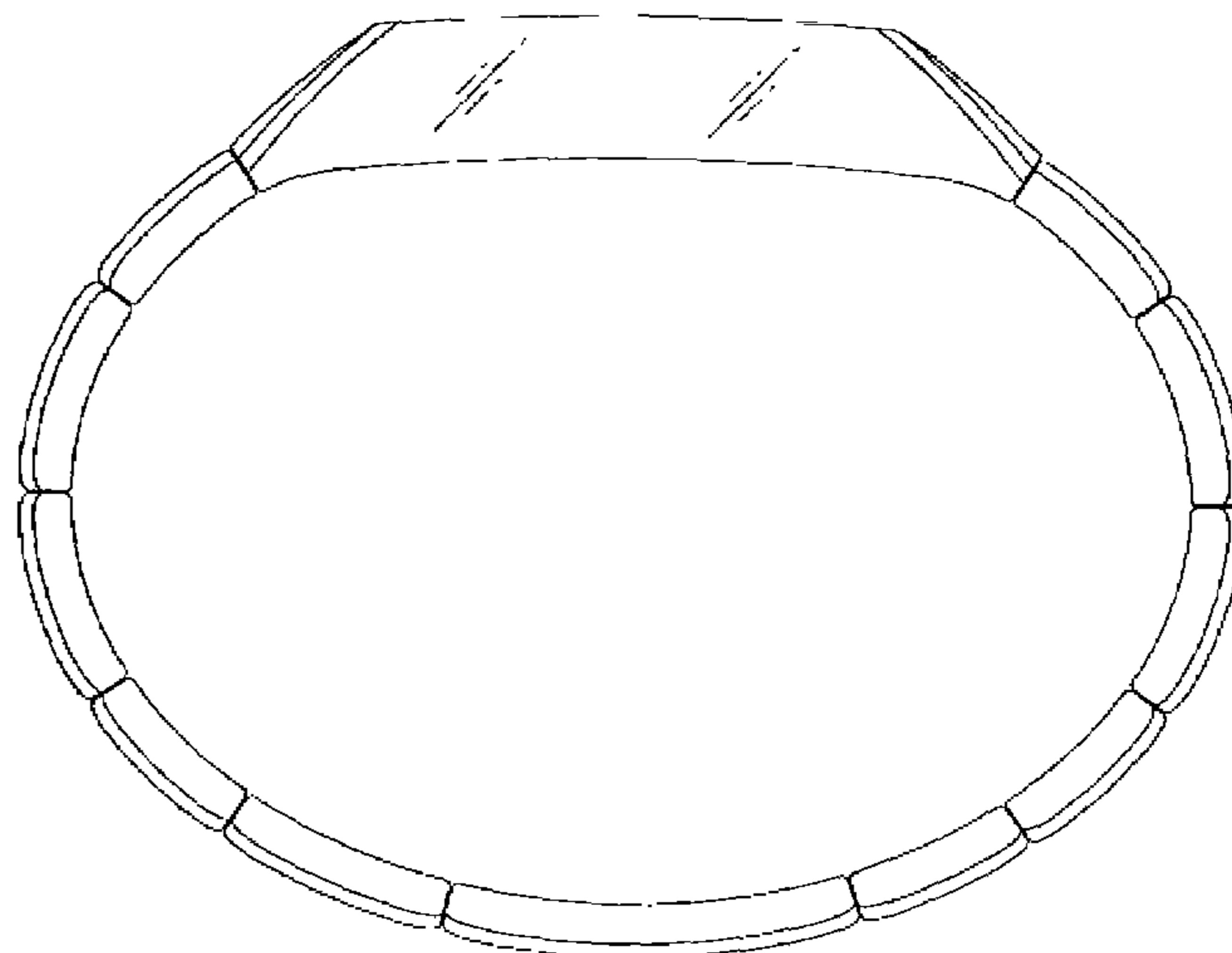
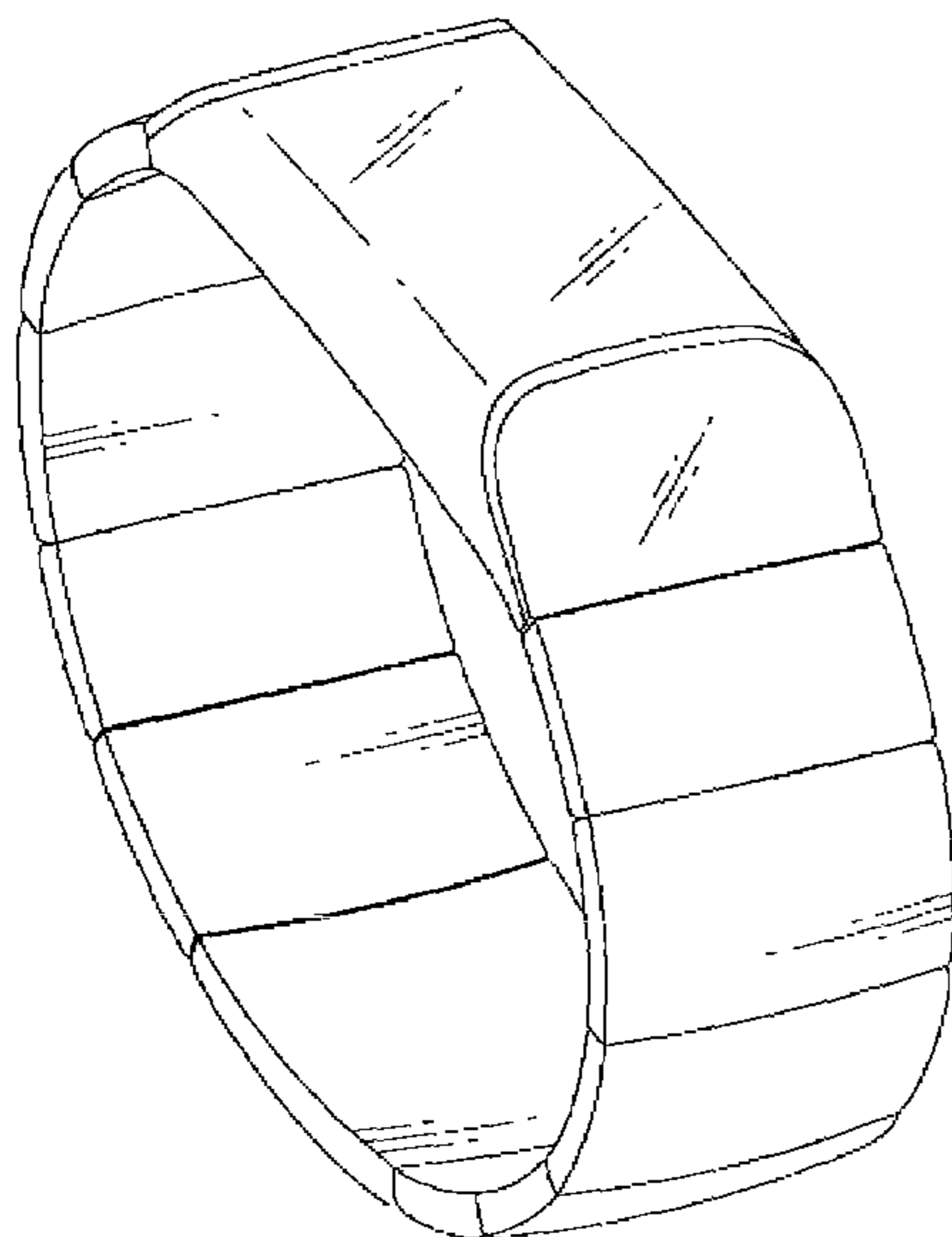


FIG. 1

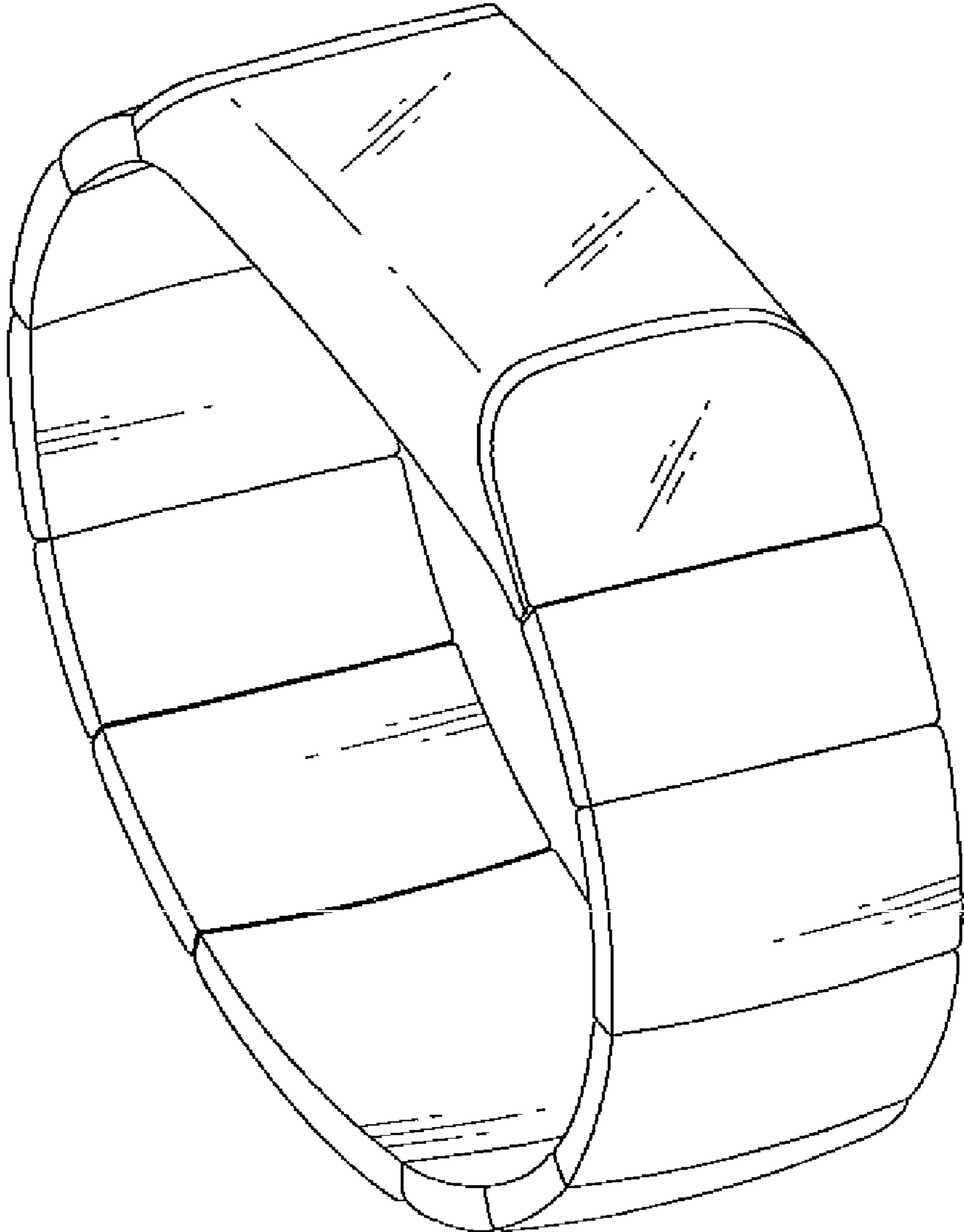


FIG. 2

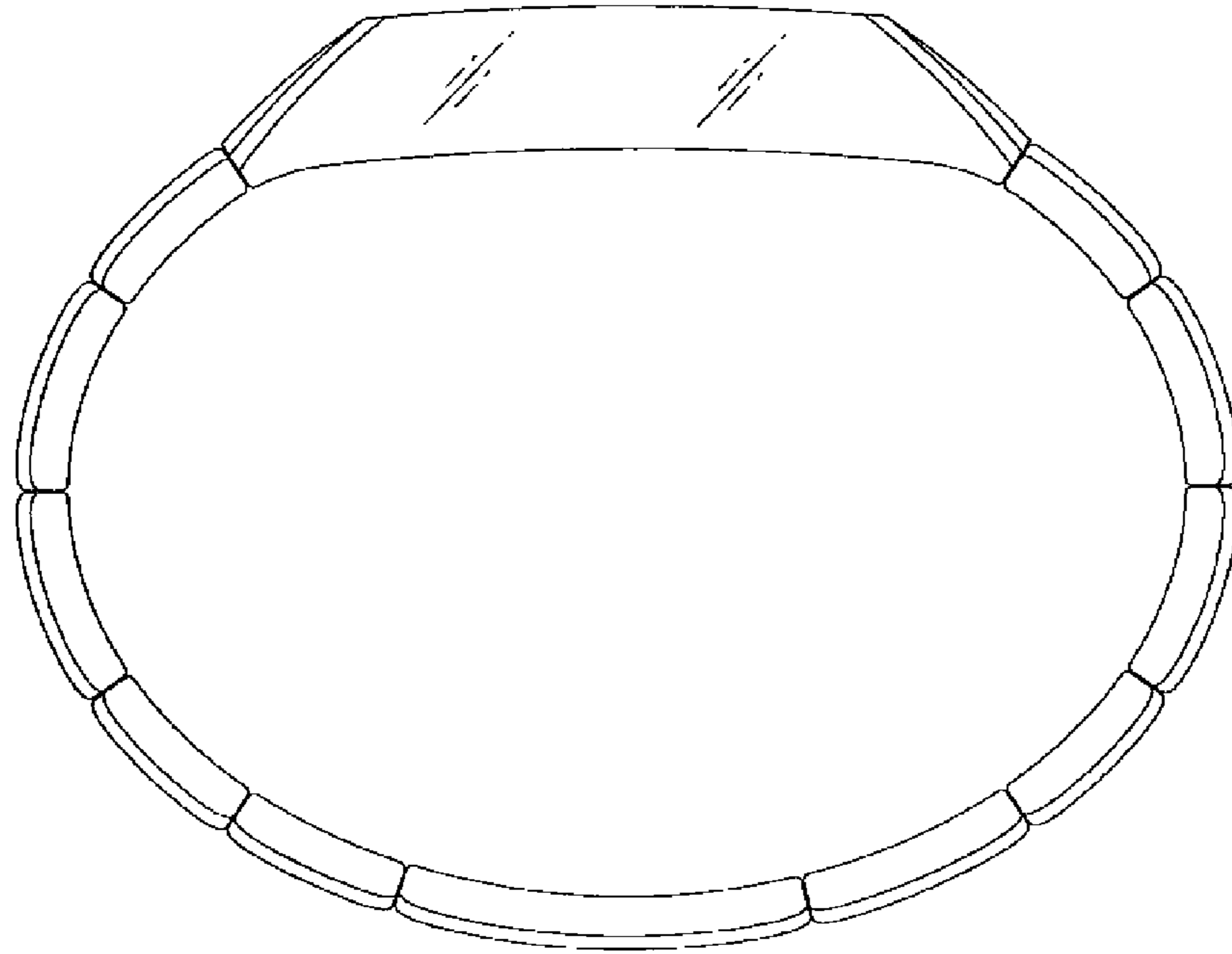


FIG. 3

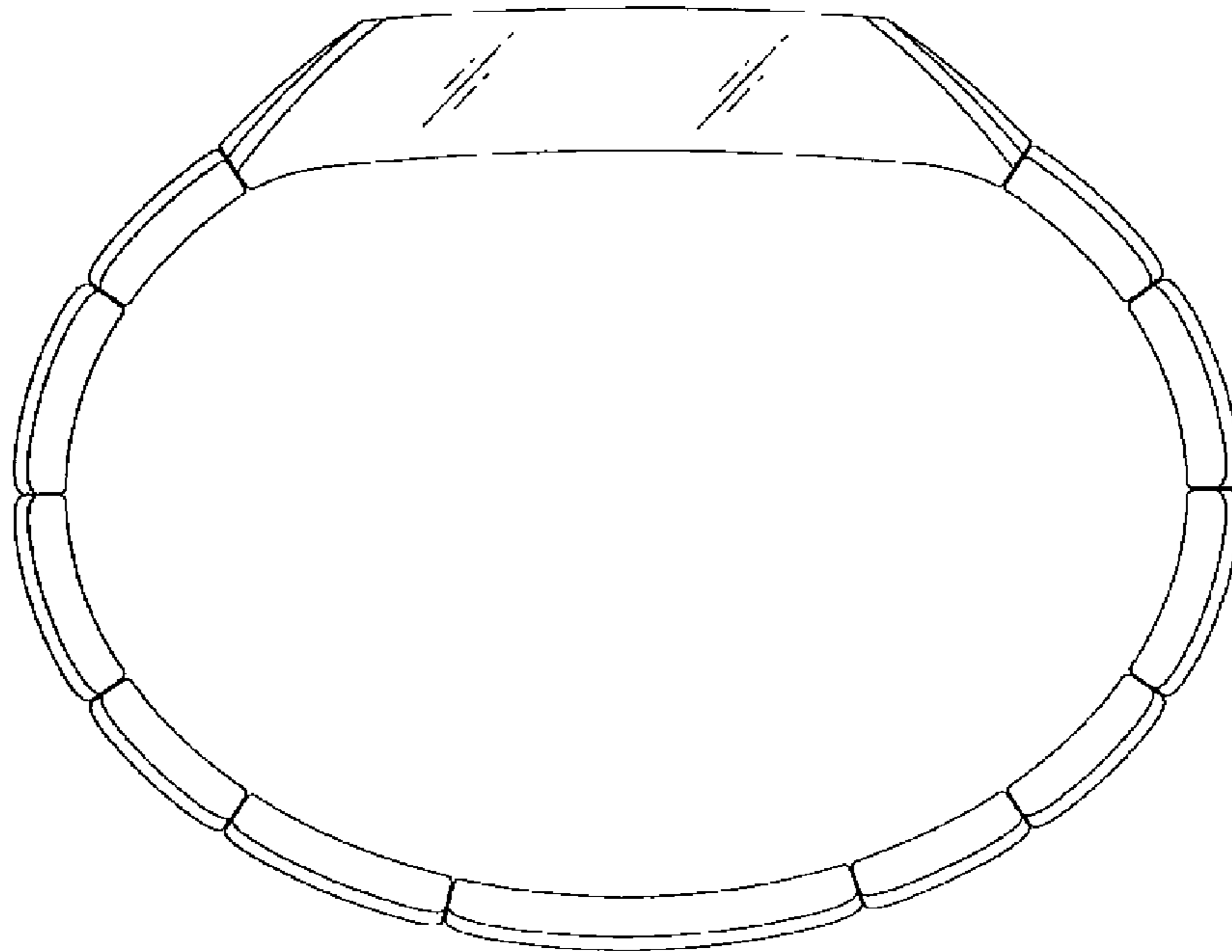


FIG. 4




FIG. 5




FIG. 6

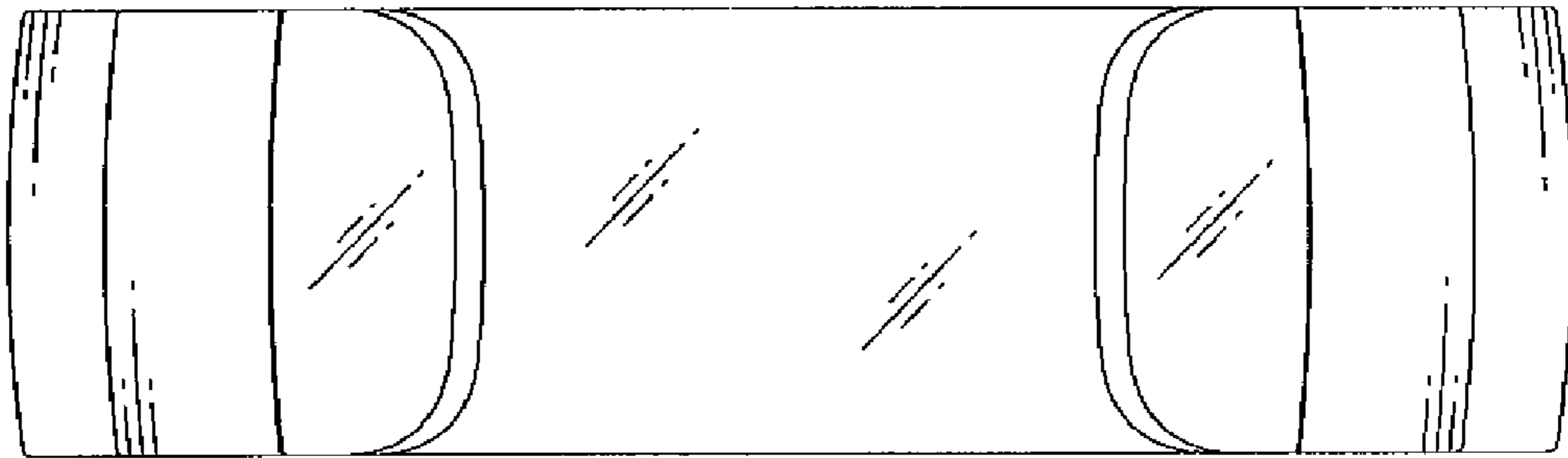


FIG. 7

