



US00D593999S

(12) **United States Design Patent**  
**Mauritzsson**

(10) **Patent No.:** **US D593,999 S**  
(45) **Date of Patent:** **\*\* Jun. 9, 2009**

(54) **HANDSFREE MICROPHONE**  
(75) Inventor: **Daniel Mauritzsson**, Malmö (SE)  
(73) Assignee: **Sony Ericsson Mobile Communications AB**, Lund (SE)  
(\*\*) Term: **14 Years**  
(21) Appl. No.: **29/325,849**  
(22) Filed: **Oct. 7, 2008**

(30) **Foreign Application Priority Data**  
May 20, 2008 (EM) ..... 000937198-0002  
May 20, 2008 (EM) ..... 000937198-0003

(51) **LOC (9) Cl.** ..... **14-01**  
(52) **U.S. Cl.** ..... **D14/225; D14/223**  
(58) **Field of Classification Search** ..... D14/205,  
D14/206, 223, 188, 192, 225, 226, 217, 218,  
D14/228; D13/168; 381/170, 174, 191,  
381/355, 356, 380, 381; 181/129, 130; 379/430,  
379/431; 455/90.1, 90.2, 575.1, 575.2; D10/49  
See application file for complete search history.

(56) **References Cited**  
U.S. PATENT DOCUMENTS  
D318,670 S \* 7/1991 Taniguchi ..... D14/205  
D326,655 S \* 6/1992 Iribe ..... D14/192  
5,222,151 A \* 6/1993 Nagayoshi et al. .... 381/380  
D344,522 S \* 2/1994 Taniguchi ..... D14/218  
D344,524 S \* 2/1994 Taniguchi ..... D14/218  
D363,933 S \* 11/1995 Starck ..... D14/218

D392,979 S \* 3/1998 Inukai ..... D14/228  
D430,860 S \* 9/2000 Yoon ..... D14/142  
D448,361 S \* 9/2001 Bergfeldt ..... D14/225  
D451,483 S \* 12/2001 Montagnino et al. .... D13/168  
D462,945 S \* 9/2002 Skulley ..... D14/218  
D463,787 S \* 10/2002 Beraut et al. .... D14/218  
D464,952 S \* 10/2002 Beraut et al. .... D14/225  
D465,477 S \* 11/2002 Beraut et al. .... D14/218  
D512,967 S \* 12/2005 Kosumsuppamala et al. .... D13/  
168

\* cited by examiner

*Primary Examiner*—Paula Greene  
(74) *Attorney, Agent, or Firm*—Renner, Otto, Boisselle & Sklar, LLP


(57) **CLAIM**

The ornamental design for a handsfree microphone, as shown and described.

**DESCRIPTION**

FIG. 1 is a front view of a handsfree microphone showing my design;  
FIG. 2 is a rear view thereof;  
FIG. 3 is a left side view thereof;  
FIG. 4 is a right side view thereof;  
FIG. 5 is a top view thereof;  
FIG. 6 is a bottom view thereof; and,  
FIG. 7 is a perspective view thereof.

**1 Claim, 1 Drawing Sheet**



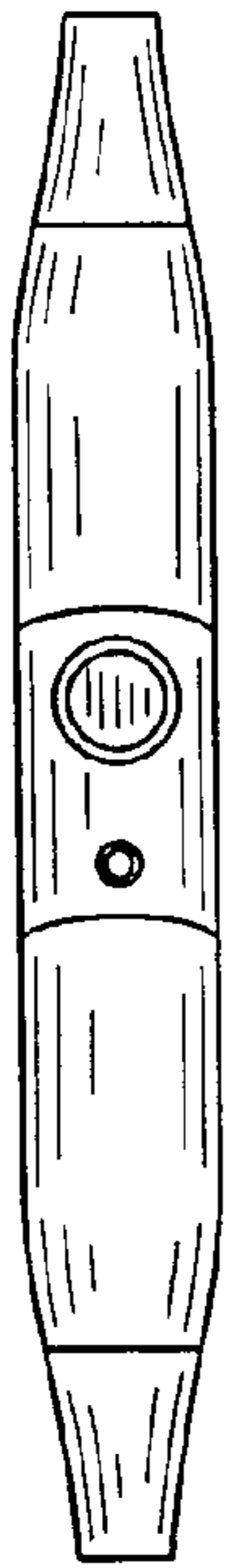


FIG. 1




FIG. 2



FIG. 3



FIG. 4



FIG. 5



FIG. 6

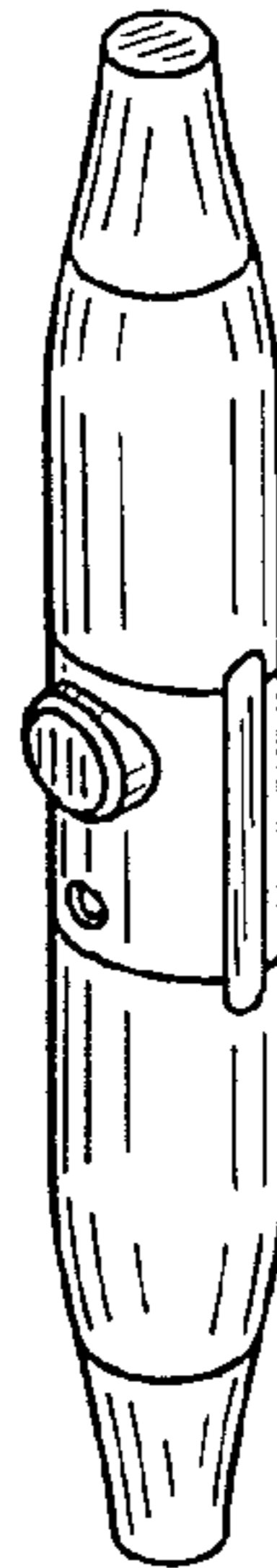


FIG. 7