



US00D593978S

(12) **United States Design Patent**  
**Pozin et al.**

(10) **Patent No.:** **US D593,978 S**  
(45) **Date of Patent:** **\*\* Jun. 9, 2009**

- (54) **ELECTRONIC IMAGE DISPLAY**
- (75) Inventors: **Eric Pozin**, Davie, FL (US); **Kenneth Lucas**, Deerfield Beach, FL (US)
- (73) Assignee: **Atico International, USA**, Fort Lauderdale, FL (US)
- (\*\*) Term: **14 Years**
- (21) Appl. No.: **29/322,026**
- (22) Filed: **Jul. 28, 2008**
- (51) **LOC (9) Cl.** ..... **14-03**
- (52) **U.S. Cl.** ..... **D14/127**
- (58) **Field of Classification Search** ..... D14/125-134, D14/239, 371, 136, 374-377, 440, 450, 448, D14/336, 342; 312/7.2; 348/836, 838, 180, 348/184, 325, 739; 341/12; 248/917-924, 248/465; 345/104, 133, 156, 168, 87, 173; 720/605, 669, 600, 655; 369/99, 197; 455/344, 455/347; D21/329, 515, 577, 622, 333, 433, D21/448, 452, 450, 331; D6/477, 479; 273/148 B; 446/484, 175, 356; D10/15, 26  
See application file for complete search history.

- D345,217 S \* 3/1994 Pearlson ..... D25/16
- D347,839 S \* 6/1994 Carota ..... D14/127
- D369,788 S \* 5/1996 Yanos et al. .... D14/306
- 5,523,790 A \* 6/1996 Kalua ..... 312/7.2
- D395,041 S \* 6/1998 Leveridge et al. .... D14/373
- D415,744 S \* 10/1999 Carter et al. .... D14/373
- D439,223 S \* 3/2001 Sheckler ..... D14/125
- D469,746 S \* 2/2003 Soule, Jr. .... D14/127
- D563,917 S \* 3/2008 Kobayashi et al. .... D14/127
- 2006/0172787 A1 \* 8/2006 Ellis et al. .... 463/1

\* cited by examiner

*Primary Examiner*—Raphael Barkai  
(74) *Attorney, Agent, or Firm*—Casimir Jones, S.C.

(57) **CLAIM**

The ornamental design for an electronic image display, as shown and described.

**DESCRIPTION**

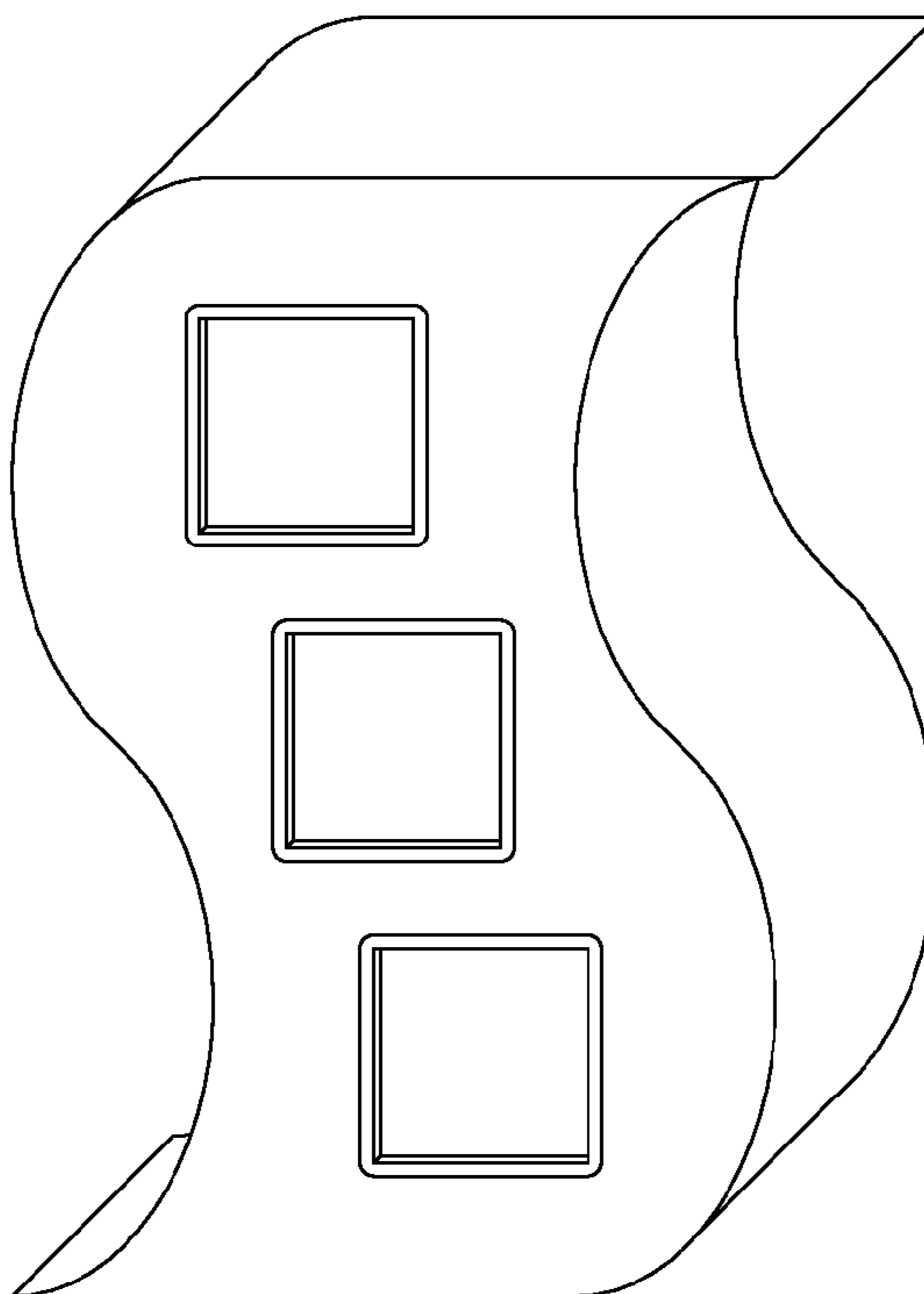
FIG. 1 is a front elevational view showing our new design;  
FIG. 2 is a rear elevational view thereof;  
FIG. 3 is a left side elevational view thereof (the left and right side elevational views being mirror images);  
FIG. 4 is a top plan view thereof (the top and bottom plan views being identical);  
FIG. 5 is a front perspective view thereof; and,  
FIG. 6 is a rear perspective view thereof.

**1 Claim, 2 Drawing Sheets**

(56) **References Cited**

U.S. PATENT DOCUMENTS

- D213,592 S \* 3/1969 Anders ..... D14/127
- 3,450,454 A \* 6/1969 Anders ..... 312/198
- D297,236 S \* 8/1988 Tiffin ..... D14/127



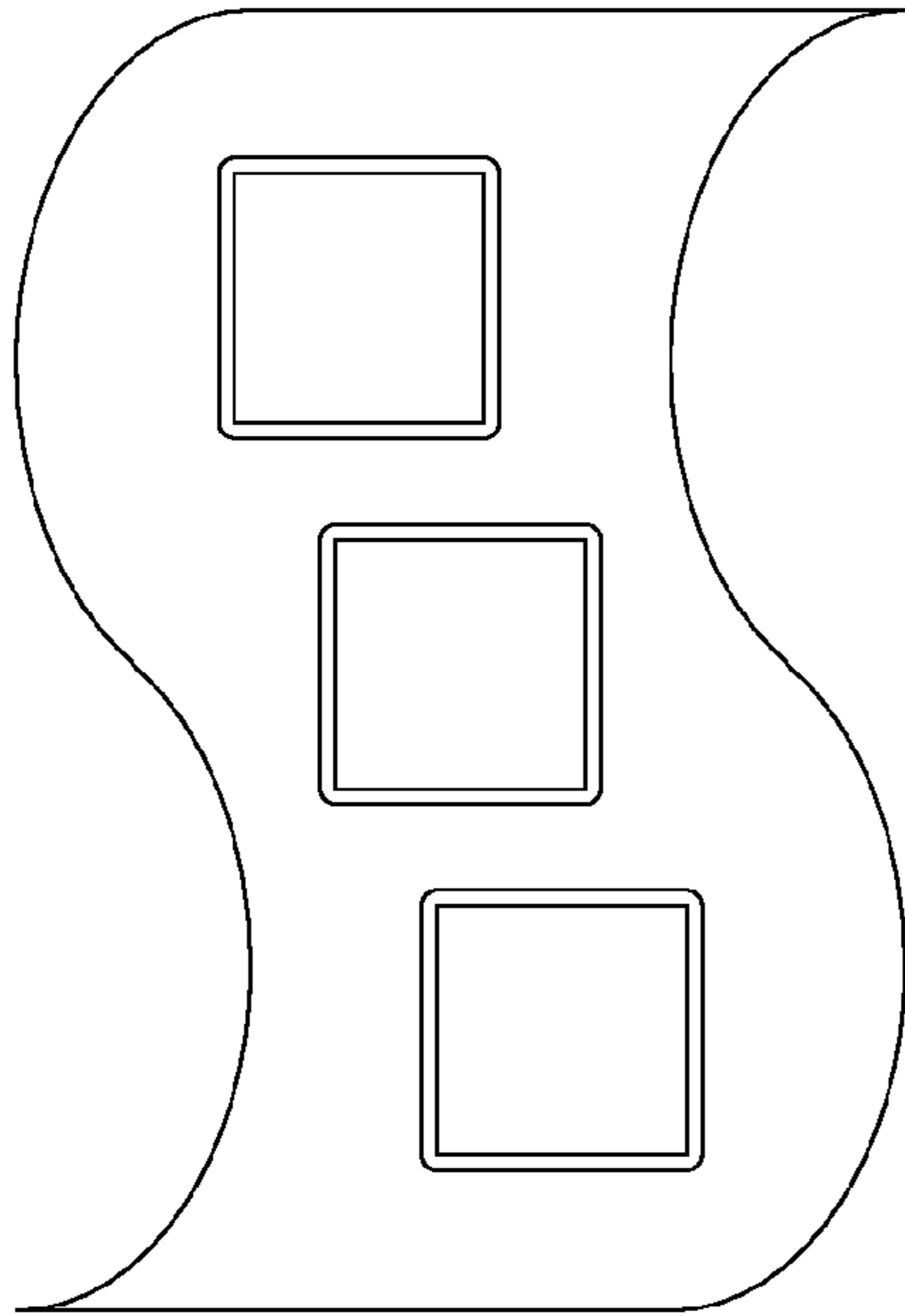


FIG. 1

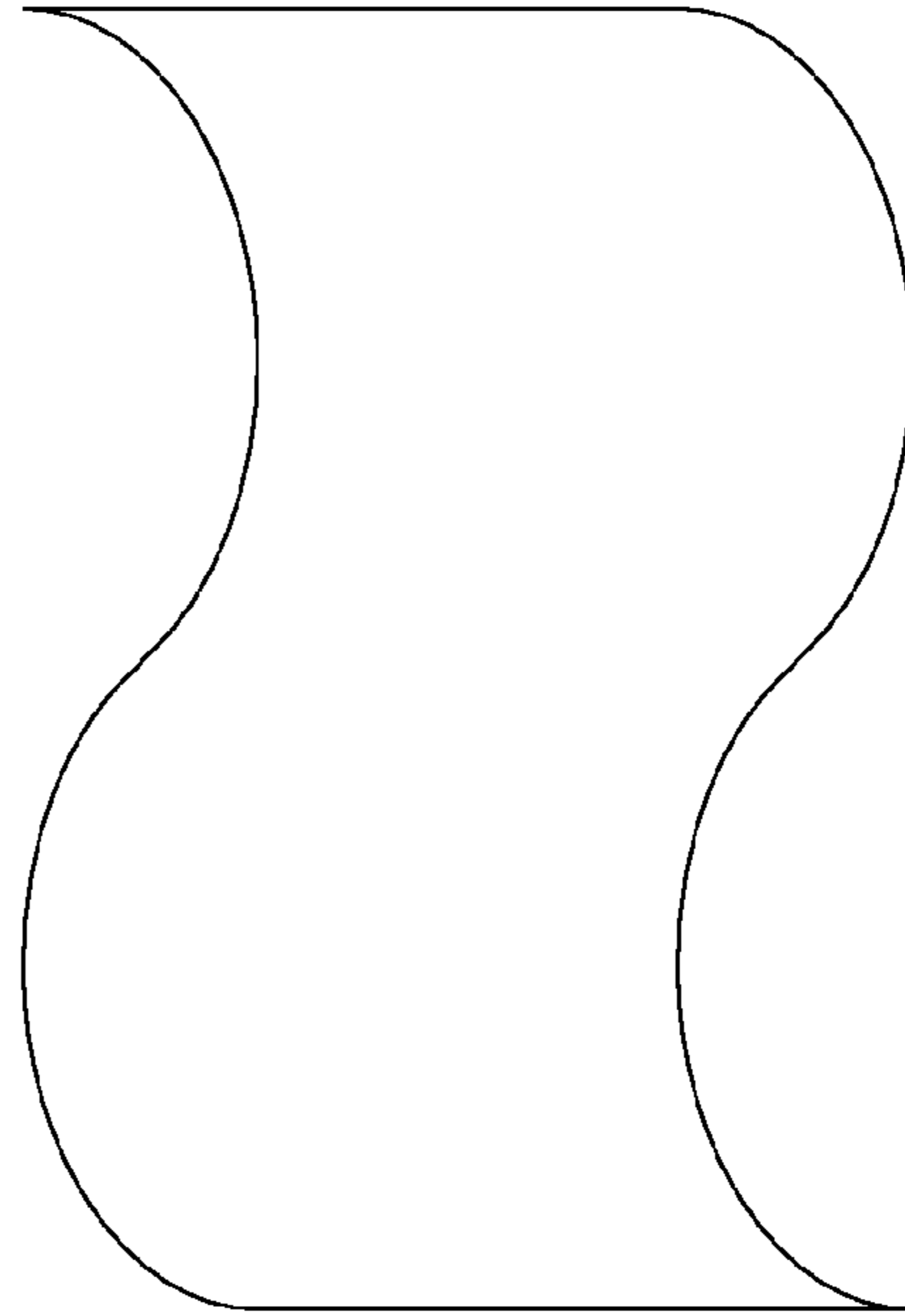


FIG. 2




FIG. 3




FIG. 4

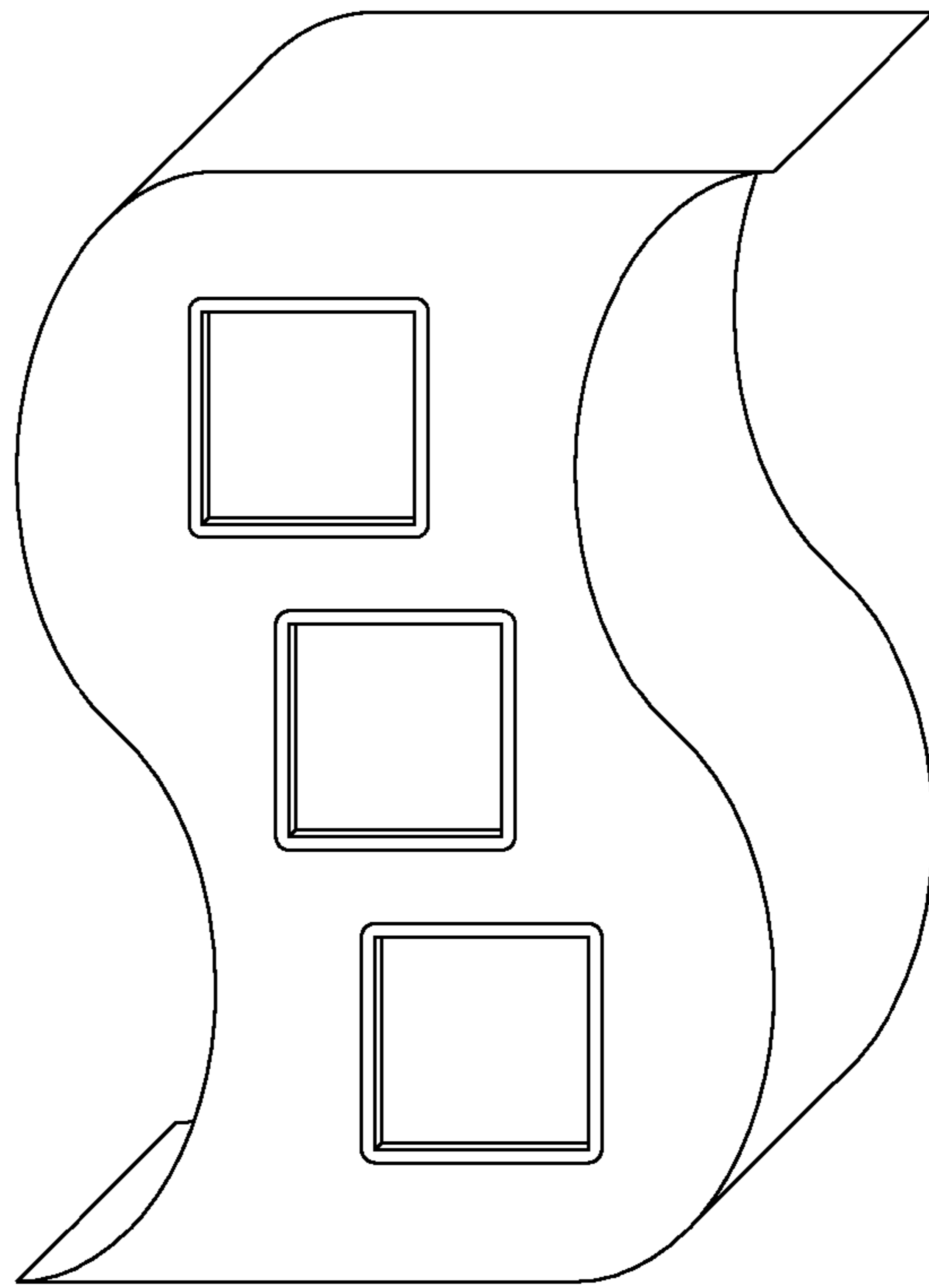


FIG. 5




FIG. 6