



US00D593964S

(12) **United States Design Patent**
Tai et al.

(10) **Patent No.:** **US D593,964 S**
(45) **Date of Patent:** **** Jun. 9, 2009**

(54) **LED LATERAL ILLUMINATOR FOR MICROSCOPE**

2004/0047159 A1* 3/2004 Lee 362/487
2006/0002125 A1* 1/2006 Kim et al. 362/509

(75) Inventors: **Ernest L. Tai**, Cumming, GA (US);
Timothy A. Chambers, Loganville, GA (US);
Michael A. Thomas, Grayson, GA (US)

* cited by examiner

Primary Examiner—Selina Sikder
(74) *Attorney, Agent, or Firm*—Ballard Spahr Andrews & Ingersoll, LLP

(73) Assignee: **LW Scientific, Inc.**, Lawrenceville, GA (US)

(57) **CLAIM**

(**) Term: **14 Years**

The ornamental design for an LED lateral illuminator for microscope, as shown and described herein.

(21) Appl. No.: **29/280,741**

DESCRIPTION

(22) Filed: **Jun. 6, 2007**

FIG. 1 is a perspective view of the LED lateral illuminator for a microscope.

(51) **LOC (9) Cl.** **13-03**

(52) **U.S. Cl.** **D13/180**

(58) **Field of Classification Search** D13/182;
D16/131; 359/363, 385, 387, 390; 362/217,
362/218, 259, 298, 347, 487

FIG. 2 is a front elevational view of the LED lateral illuminator of FIG. 1.

FIG. 3 is a back elevational view of the LED lateral illuminator of FIG. 1.

See application file for complete search history.

FIG. 4 is a left side elevational view of the LED lateral illuminator of FIG. 1; the right, opposite, side of which is a mirror image thereof.

(56) **References Cited**

U.S. PATENT DOCUMENTS

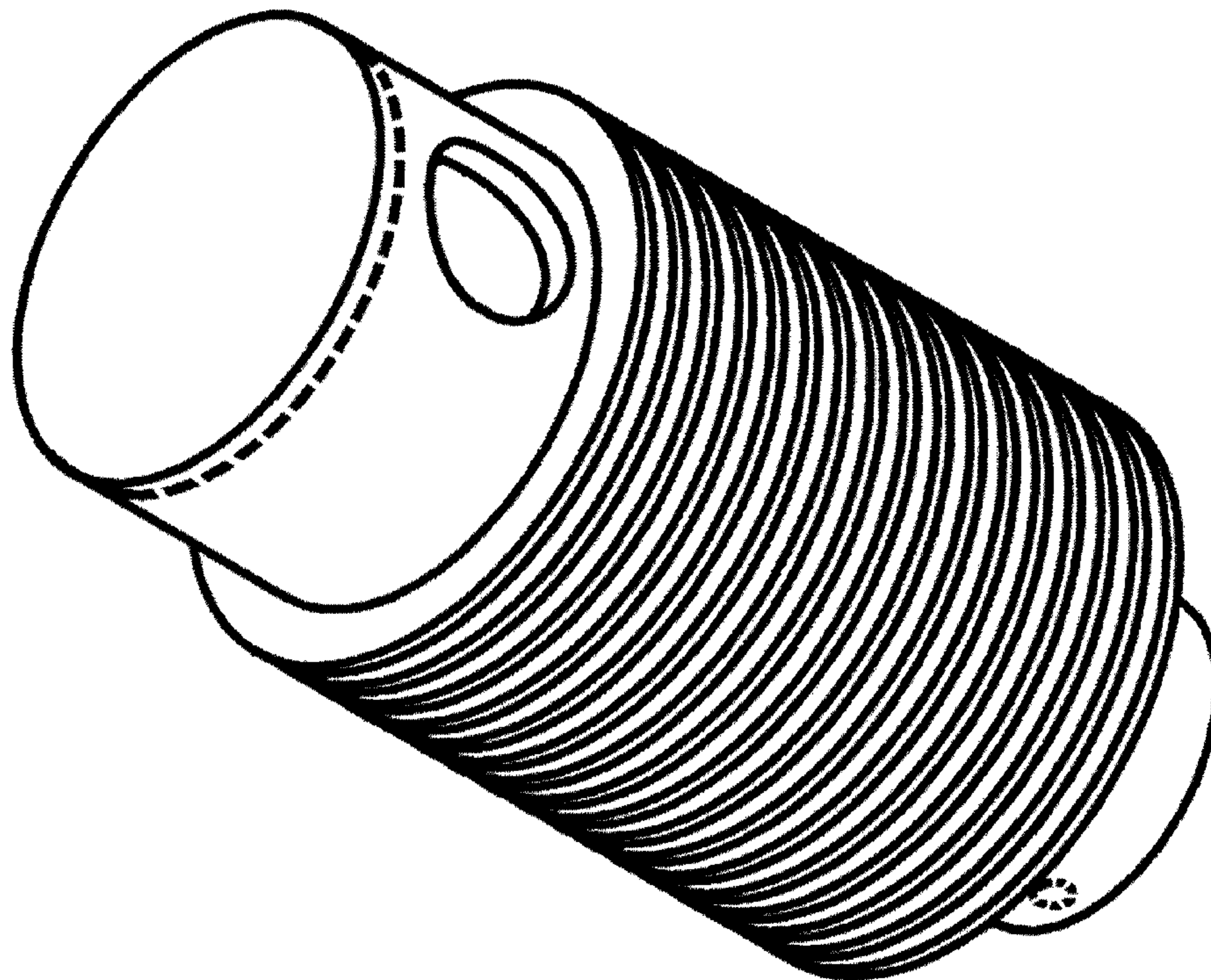
D243,172 S *	1/1977	Uetake et al.	D16/134
5,103,385 A *	4/1992	Federico et al.	362/298
5,215,370 A *	6/1993	Kaplan	362/296
5,448,289 A *	9/1995	Yoshizawa et al.	348/98
6,186,649 B1 *	2/2001	Zou et al.	362/347
6,582,108 B1 *	6/2003	Liang	362/487
6,612,717 B2 *	9/2003	Yen	362/245
6,655,823 B2 *	12/2003	Chang	362/487

FIG. 5 is a top plan view of the LED lateral illuminator of FIG. 1.; and,

FIG. 6 is a bottom plan view of the LED lateral illuminator of FIG. 1.

The broken lines shown throughout the figures are for illustrative purposes only and form no part of the claimed design.

1 Claim, 6 Drawing Sheets



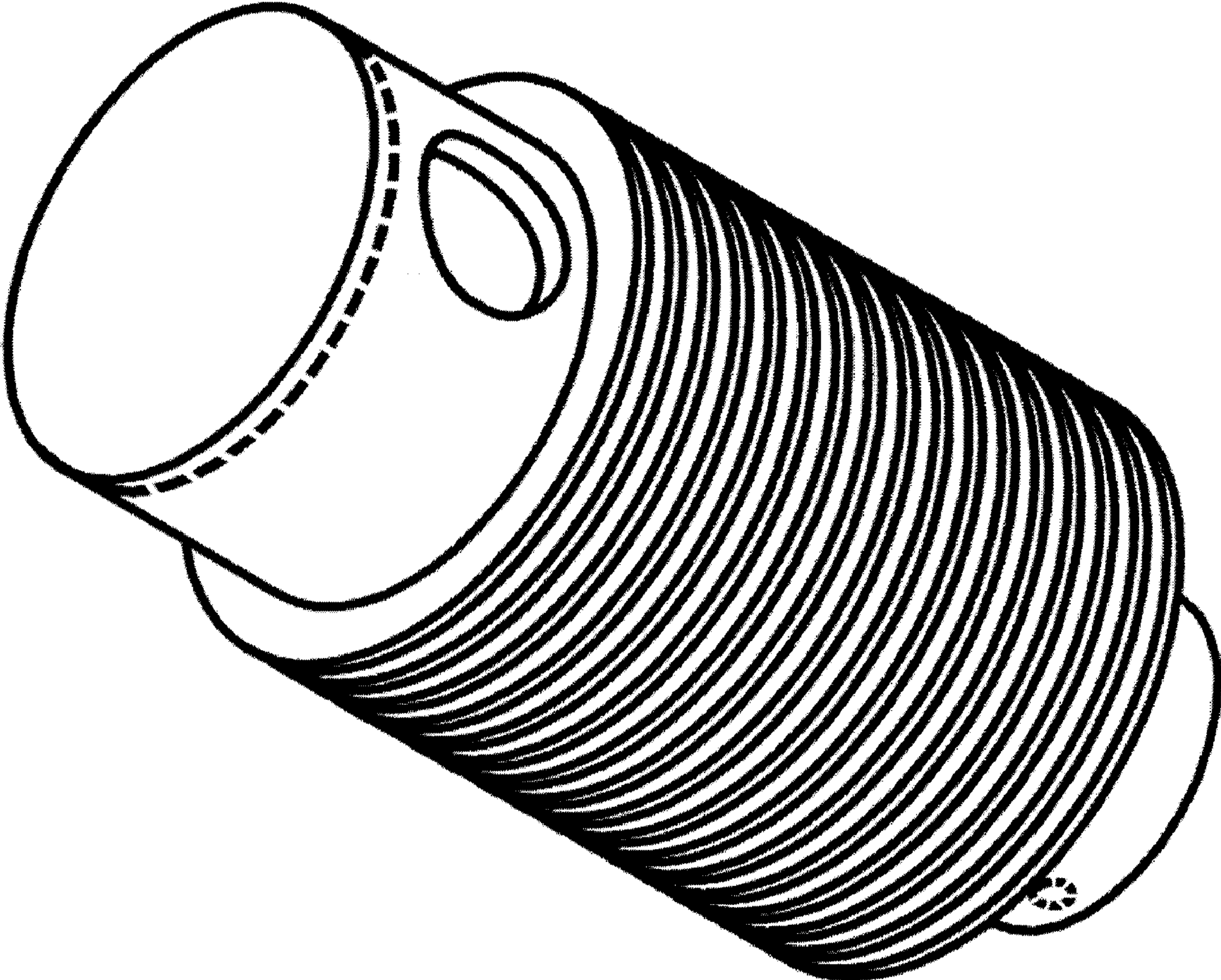


FIG. 1




FIG. 2




FIG. 3




FIG. 4

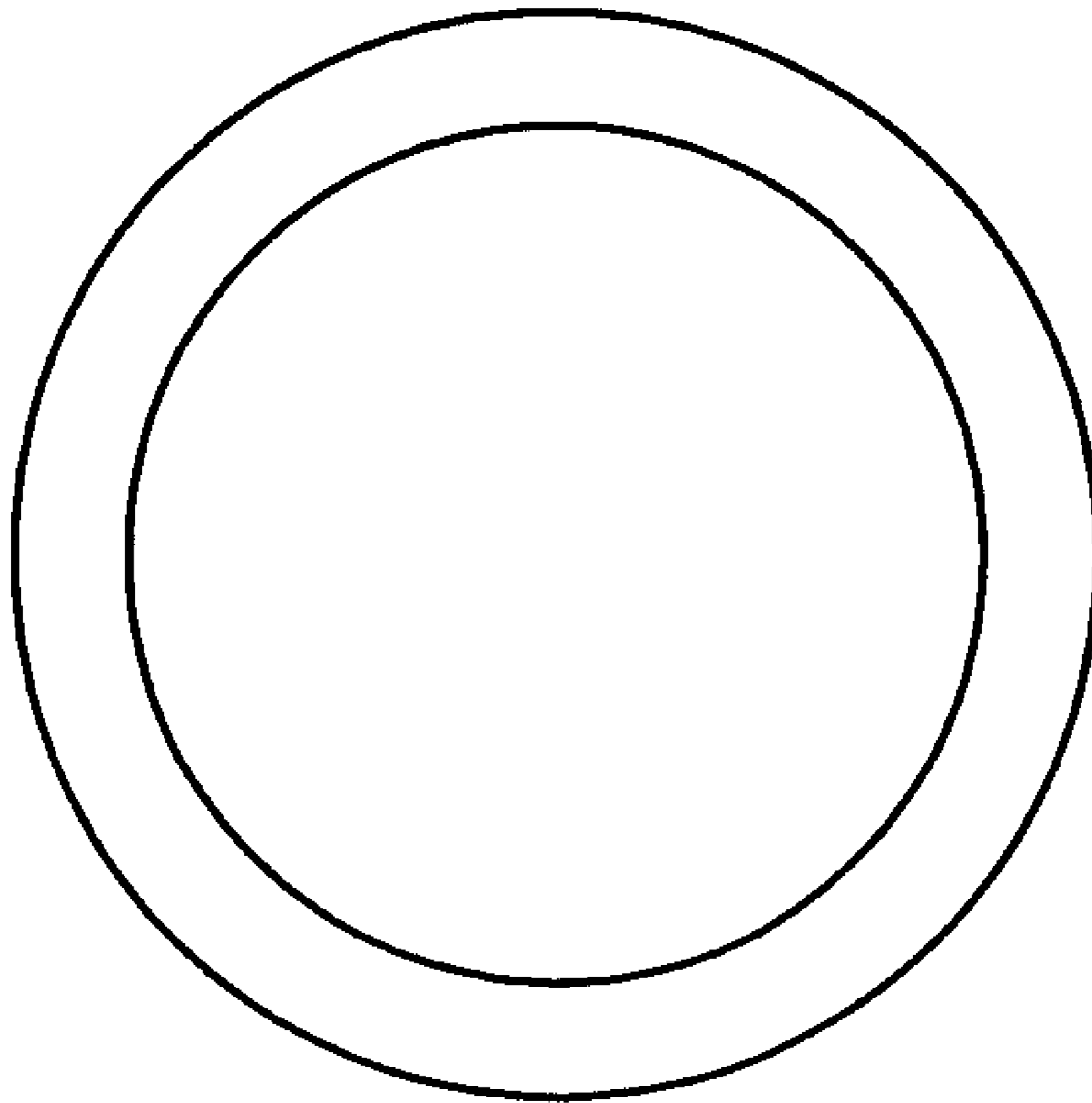


FIG. 5

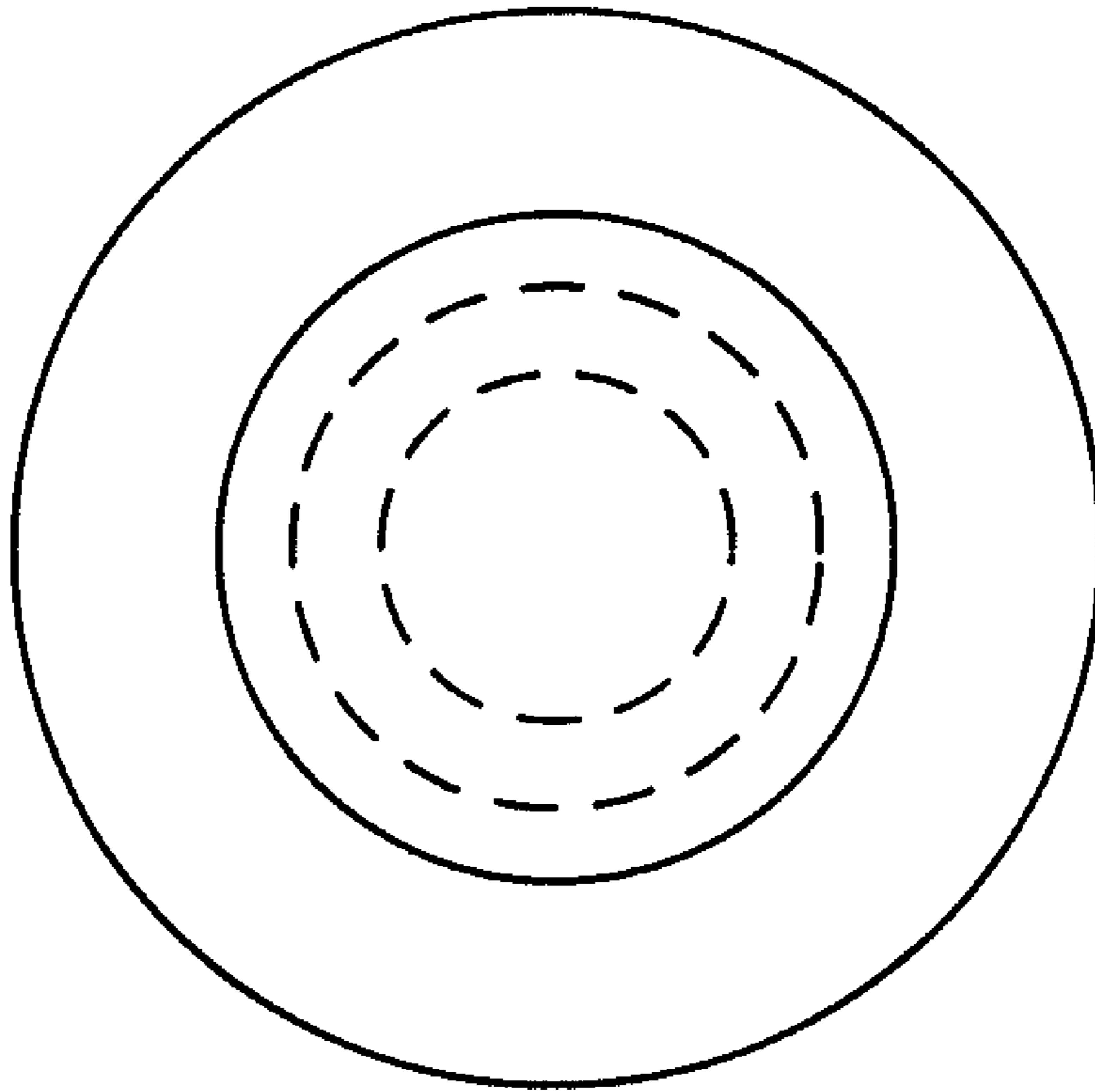


FIG. 6