



US00D593939S

(12) **United States Design Patent**
Maxwell

(10) **Patent No.:** **US D593,939 S**
(45) **Date of Patent:** **** Jun. 9, 2009**

(54) **TIRE SIDEWALL**
(75) Inventor: **Paul Bryan Maxwell**, Kent, OH (US)
(73) Assignee: **The Goodyear Tire & Rubber Company**, Akron, OH (US)
(**) Term: **14 Years**
(21) Appl. No.: **29/327,090**
(22) Filed: **Oct. 30, 2008**

D547,261 S	7/2007	Shondel et al.	D12/605
D549,168 S	8/2007	Shondel et al.	D12/605
D550,150 S	9/2007	Shondel	D12/605
D552,535 S *	10/2007	Smith	D12/605
D552,536 S	10/2007	Shondel	D12/605
D567,169 S *	4/2008	Maxwell et al.	D12/605
D569,792 S *	5/2008	Holden et al.	D12/605
D574,320 S *	8/2008	Dixon	D12/605
D581,353 S *	11/2008	Harvey	D12/605
D584,222 S *	1/2009	Ohashi	D12/605
D585,017 S *	1/2009	Shondel	D12/605
D585,018 S *	1/2009	Shondel	D12/605
D585,821 S *	2/2009	Campana	D12/601

(51) **LOC (9) Cl.** **12-15**
(52) **U.S. Cl.** **D12/605**
(58) **Field of Classification Search** D12/500-501,
D12/544, 579, 600, 601, 605; 152/523-524,
152/DIG. 12, 555; 40/587, 596
See application file for complete search history.

* cited by examiner

Primary Examiner—Stacia Cadmus
(74) *Attorney, Agent, or Firm*—Richard B. O’Planick

(56) **References Cited**

U.S. PATENT DOCUMENTS

4,442,618 A	4/1984	Minter et al.	40/587
D413,289 S	8/1999	Ratliff, Jr.	D12/152
D452,203 S *	12/2001	Kajikawa	D12/605
D492,648 S	7/2004	Maxwell et al.	D12/605
D506,435 S	6/2005	Maxwell et al.	D12/605
D517,003 S	3/2006	Shondel	D12/605
D540,250 S	4/2007	Shondel	D12/605
D540,740 S	4/2007	Maxwell et al.	D12/605
D541,210 S	4/2007	Maxwell et al.	D12/605
D542,219 S *	5/2007	Shondel et al.	D12/605
D543,496 S	5/2007	Shondel et al.	D12/605
D543,497 S	5/2007	Maxwell et al.	D12/605
D543,499 S	5/2007	Shondel	D12/605
D543,932 S	6/2007	Shondel	D12/605

(57) **CLAIM**

The ornamental design for a tire sidewall, as shown and described.

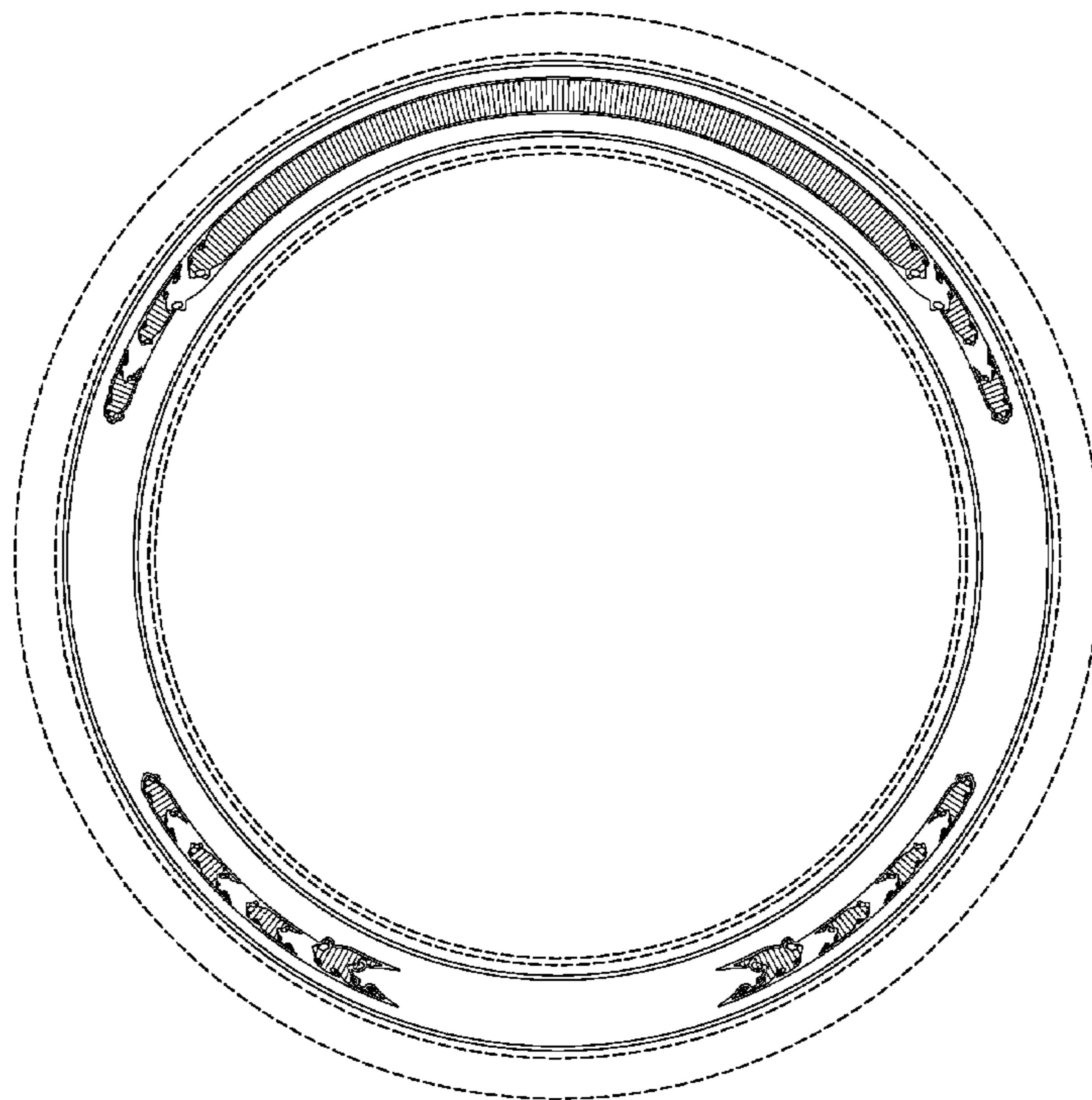
DESCRIPTION

FIG. 1 is a front elevational view of a tire sidewall showing my new design; and,

FIG. 2 is a front elevational view of a second embodiment thereof showing the disclaimed portions of FIG. 1 in solid lines.

In the drawings, the broken lines showing of the tire tread, inner bead and the peripheral boundary between the tire tread and the sidewall in FIG. 1 depict environmental subject matter and form no part of the claim.

1 Claim, 2 Drawing Sheets



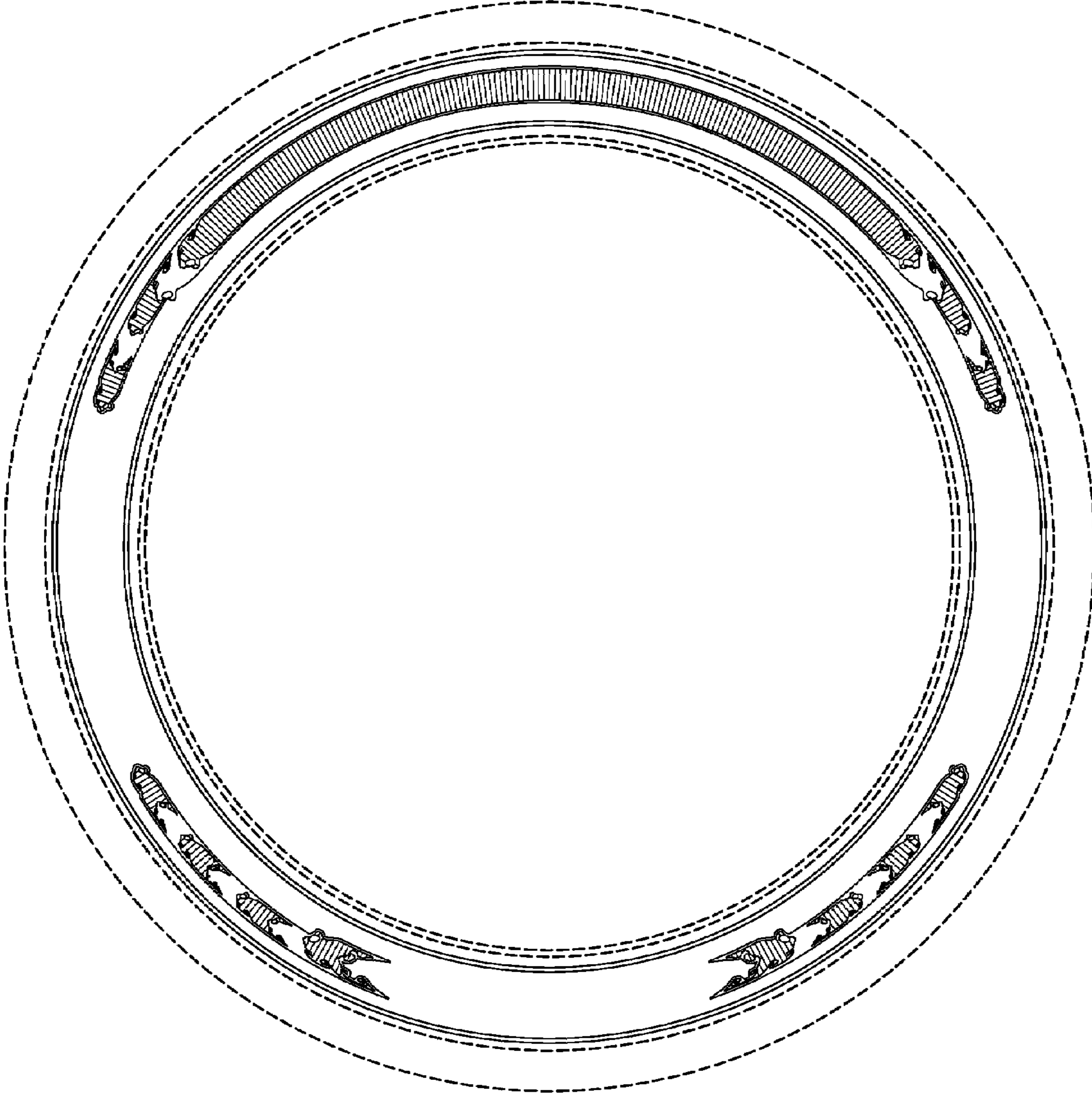


FIG-1

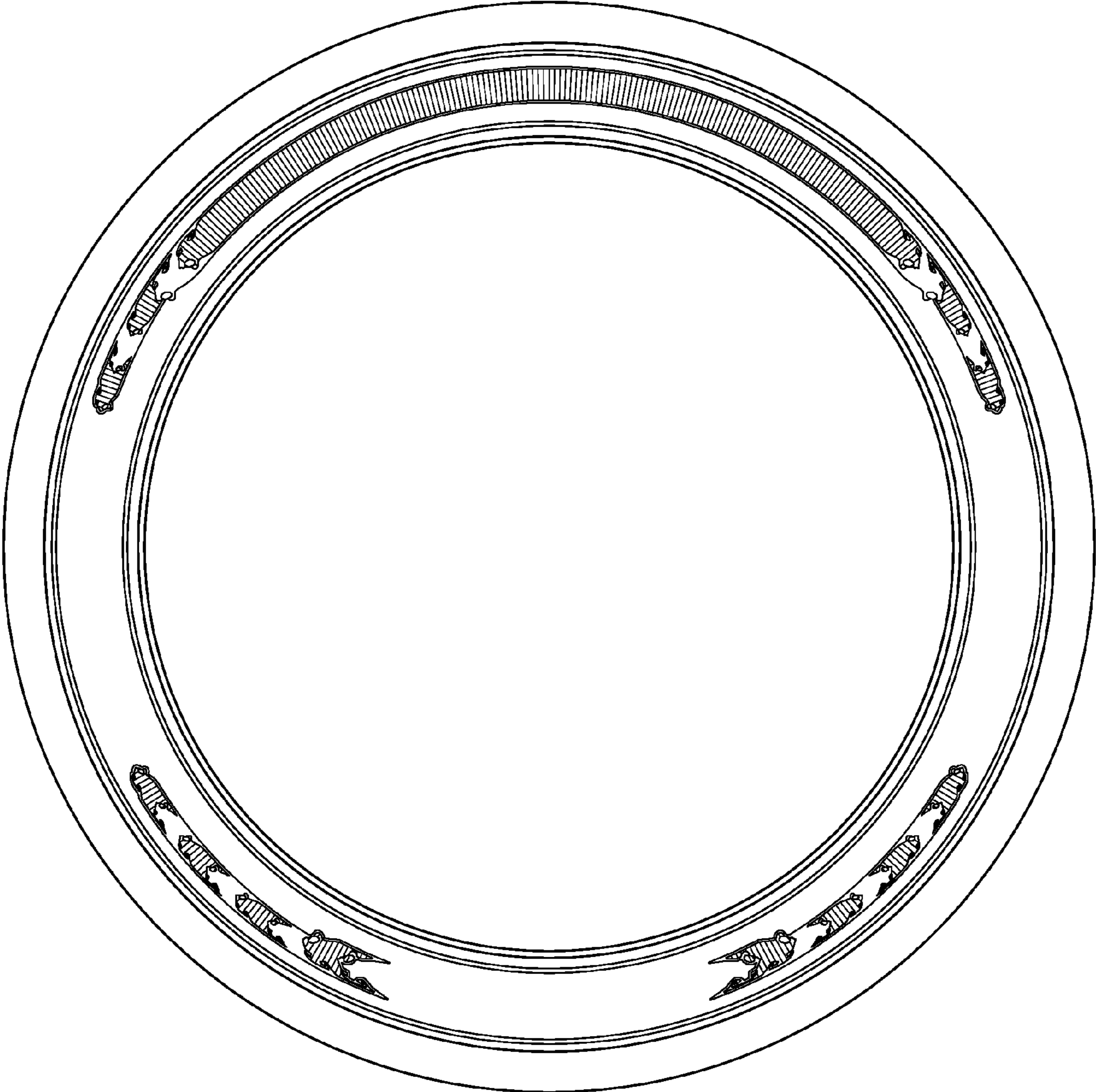


FIG-2