



US00D593917S

(12) **United States Design Patent**
Spencer et al.

(10) **Patent No.:** **US D593,917 S**
(45) **Date of Patent:** **** Jun. 9, 2009**

(54) **GOLF CLUB LICENSE PLATE FRAME**

D576,531 S * 9/2008 Block et al. D12/193

(75) Inventors: **Todd Spencer**, Monument, CO (US);
Robert McCourt, Lake Oswego, OR
(US); **Eldon Goates**, Colorado Springs,
CO (US)

* cited by examiner

Primary Examiner—Stacia Cadmus
(74) *Attorney, Agent, or Firm*—Linda Flewellen Gould

(73) Assignee: **Spencer Real Estate, LLC**, Monument,
CO (US)

(57) **CLAIM**

The ornamental design for a golf club license plate frame, as shown and described.

(**) Term: **14 Years**

(21) Appl. No.: **29/312,547**

DESCRIPTION

(22) Filed: **Oct. 29, 2008**

(51) **LOC (9) Cl.** **12-16**

(52) **U.S. Cl.** **D12/193**

(58) **Field of Classification Search** D12/193;
D6/300–303, 310–314; 40/200–204, 207–214;
362/497, 473, 327, 604

See application file for complete search history.

FIG. 1 is a front perspective view of a golf club license plate frame, showing our new design;

FIG. 2 is rear perspective thereof;

FIG. 3 is a front view thereof;

FIG. 4 is a top plan view thereof;

FIG. 5 is a right side view thereof;

FIG. 6 is a left side view thereof;

FIG. 7 is a bottom plan view thereof;

FIG. 8 is a front view of a second embodiment of a golf club license plate frame, showing a different orientation from FIGS. 1–7; and,


FIG. 9 is a front view of a third embodiment of a golf club license plate frame showing a different orientation from FIGS. 1–7 and FIG. 8.

(56) **References Cited**

U.S. PATENT DOCUMENTS

- D365,077 S * 12/1995 Lee D12/193
- D366,236 S * 1/1996 Chu D12/193
- D531,558 S * 11/2006 Peng D12/193
- D531,821 S * 11/2006 Tipton D6/303
- D566,025 S * 4/2008 Hu D12/193

1 Claim, 2 Drawing Sheets




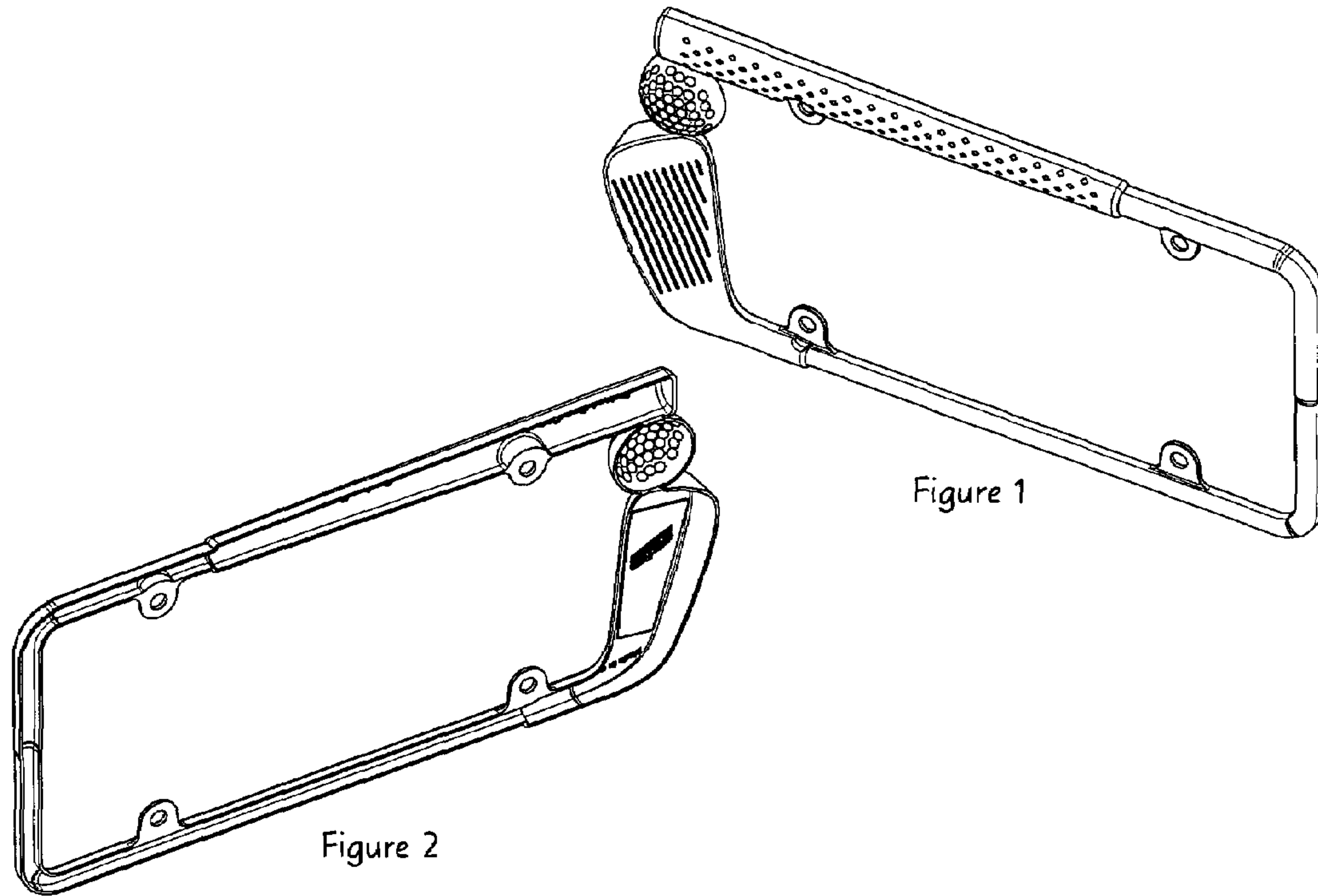


Figure 6

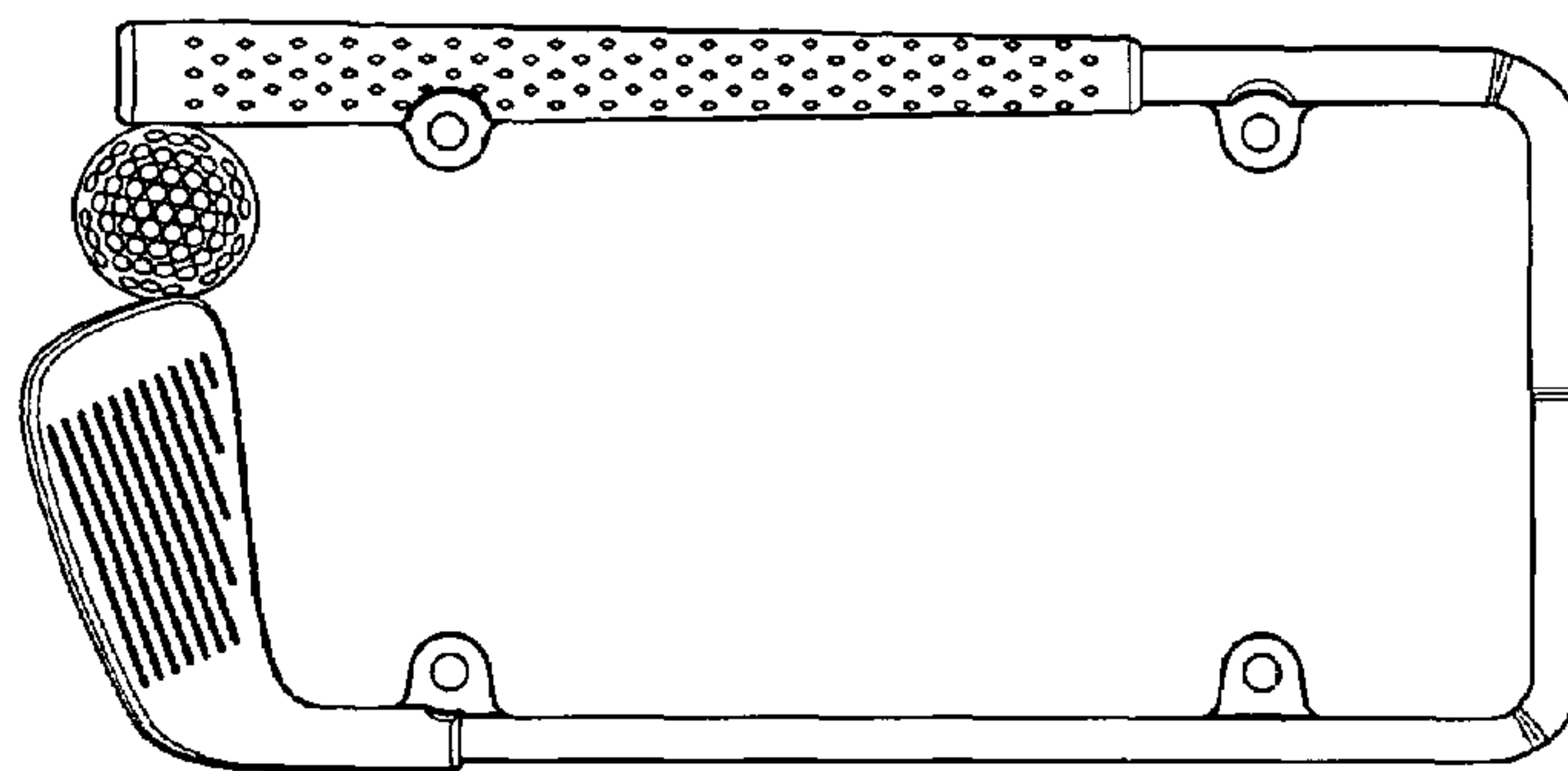


Figure 3



Figure 5



Figure 7

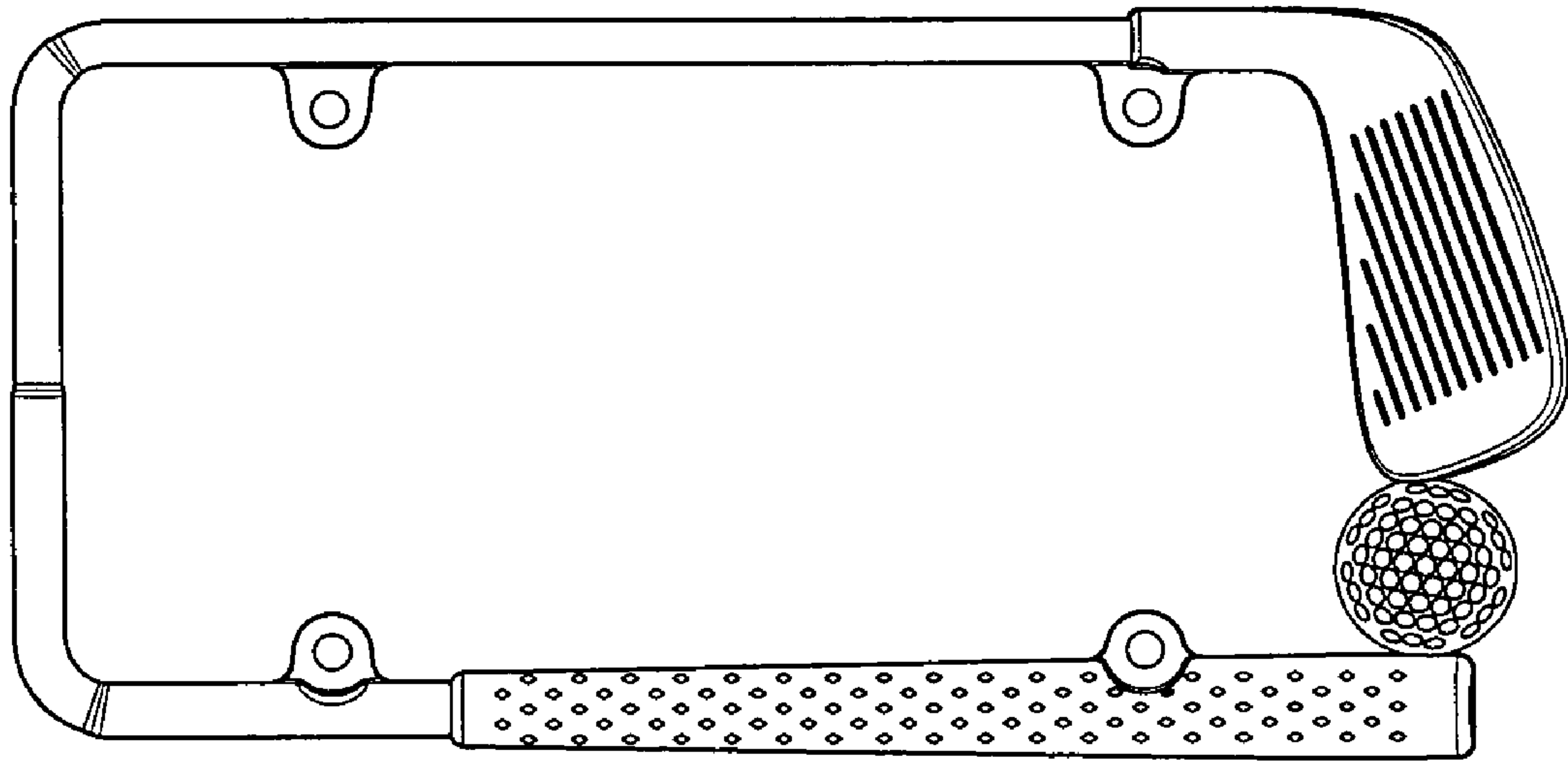


Figure 8

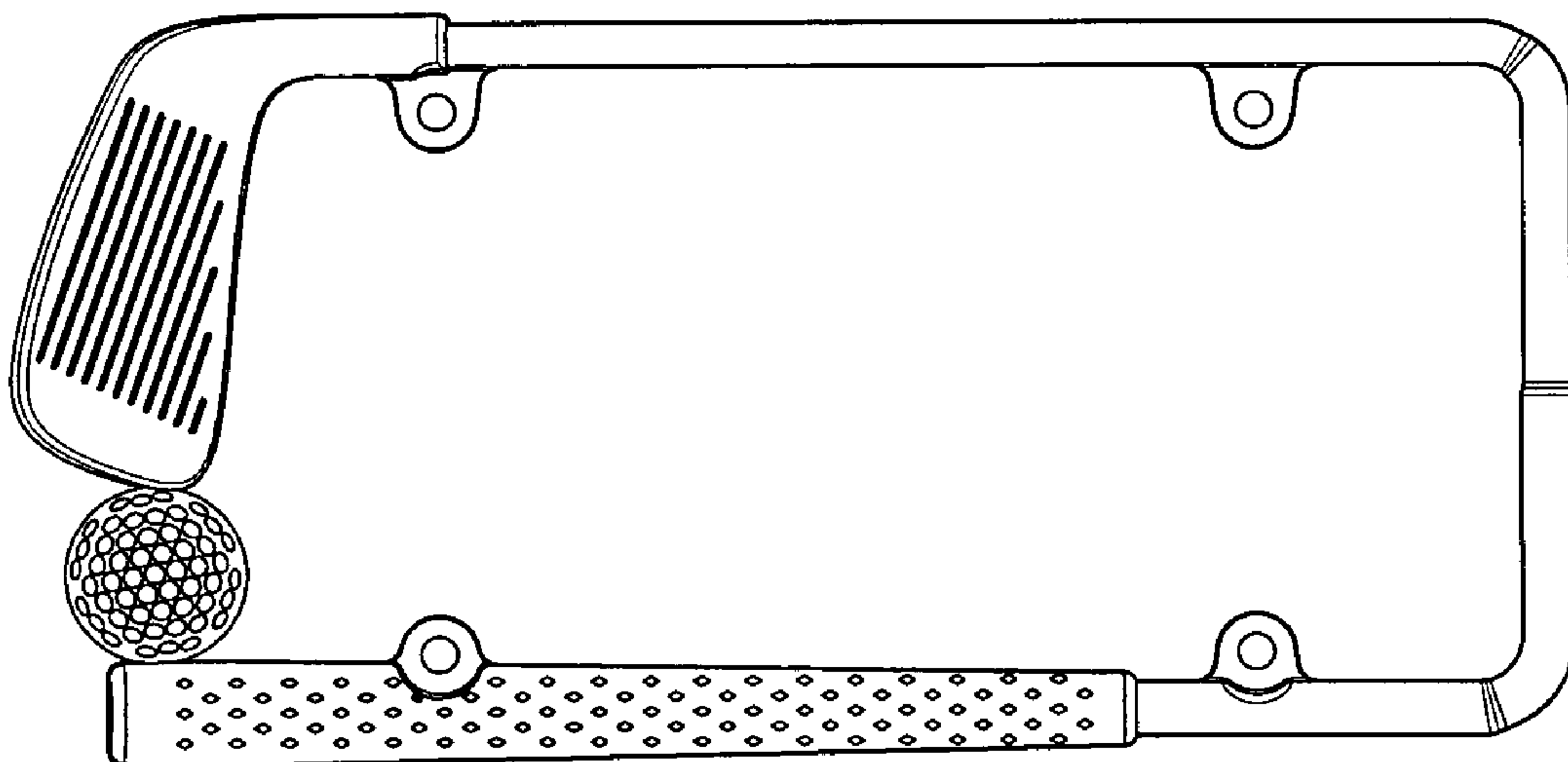


Figure 9