



US00D593908S

(12) **United States Design Patent**  
**Longpre et al.**

(10) **Patent No.:** **US D593,908 S**  
(45) **Date of Patent:** **\*\* Jun. 9, 2009**

(54) **THREE-WHEELED VEHICLE**

(75) Inventors: **Guillaume Longpre**, Granby (CA);  
**Nicolas Deluy**, Montreal (CA); **Martin Portelance**, Sherbrooke (CA); **Denys Lapointe**, St-Bruno (CA); **Etienne Guay**, Orford (CA)

2004/0035626 A1 2/2004 Girouard et al.  
2004/0129473 A1 7/2004 Talbot et al.  
2004/0129483 A1 7/2004 Girouard et al.  
2004/0140140 A1 7/2004 Guay et al.  
2005/0039967 A1 2/2005 Aube et al.  
2006/0255550 A1\* 11/2006 Pfeil et al. .... 280/5.509  
2007/0075514 A1\* 4/2007 Saiki ..... 280/124.103  
2007/0256882 A1\* 11/2007 Bedard et al. .... 180/312

(73) Assignee: **Bombardier Recreational Products Inc.**, Valcourt (CA)

**FOREIGN PATENT DOCUMENTS**

FR 025060 2/2003

(\*\*) Term: **14 Years**

**OTHER PUBLICATIONS**

(21) Appl. No.: **29/279,940**

Fig 18 U.S. Appl. No. 29/156,028 now Design No. D485,788 (Figure cancelled during prosecution).

(22) Filed: **May 11, 2007**

\* cited by examiner

(51) **LOC (9) Cl.** ..... **12-11**

*Primary Examiner*—Cathron C Brooks

(52) **U.S. Cl.** ..... **D12/107**

*Assistant Examiner*—Linda Brooks

(58) **Field of Classification Search** ..... D12/85–87,  
D12/107, 110, 112; 180/210, 215, 217, 219,  
180/225, 229, 233, 311, 312, 124, 103, 223;  
280/282, 202, 288.1–288.4

(74) *Attorney, Agent, or Firm*—Osler, Hoskin & Harcourt LLP

See application file for complete search history.

(57) **CLAIM**

The ornamental design for a three-wheeled vehicle , as shown and described.

(56) **References Cited**

**U.S. PATENT DOCUMENTS**

4,787,470 A \* 11/1988 Badsey ..... 180/210  
6,446,744 B2 9/2002 Wubbolts et al.  
6,604,594 B2 8/2003 Wubbolts et al.  
6,655,487 B2 12/2003 Mallette et al.  
D485,788 S 1/2004 Guay et al.  
6,866,110 B2 3/2005 Mallette et al.  
6,948,581 B2 9/2005 Fecteau et al.  
2001/0040064 A1 11/2001 Girouard et al.  
2002/0129984 A1 9/2002 Wubbolts et al.  
2003/0221890 A1 12/2003 Fecteau et al.  
2003/0221891 A1 12/2003 Fecteau et al.  
2004/0032120 A1 2/2004 Vaisanen et al.  
2004/0035623 A1 2/2004 Fecteau et al.  
2004/0035624 A1 2/2004 Fecteau et al.  
2004/0035625 A1 2/2004 Talbot et al.

**DESCRIPTION**

FIG. 1 is a perspective view from the front and left side of a three-wheeled vehicle according to our design;

FIG. 2 is a front elevational view thereof;

FIG. 3 is a rear elevational view thereof;

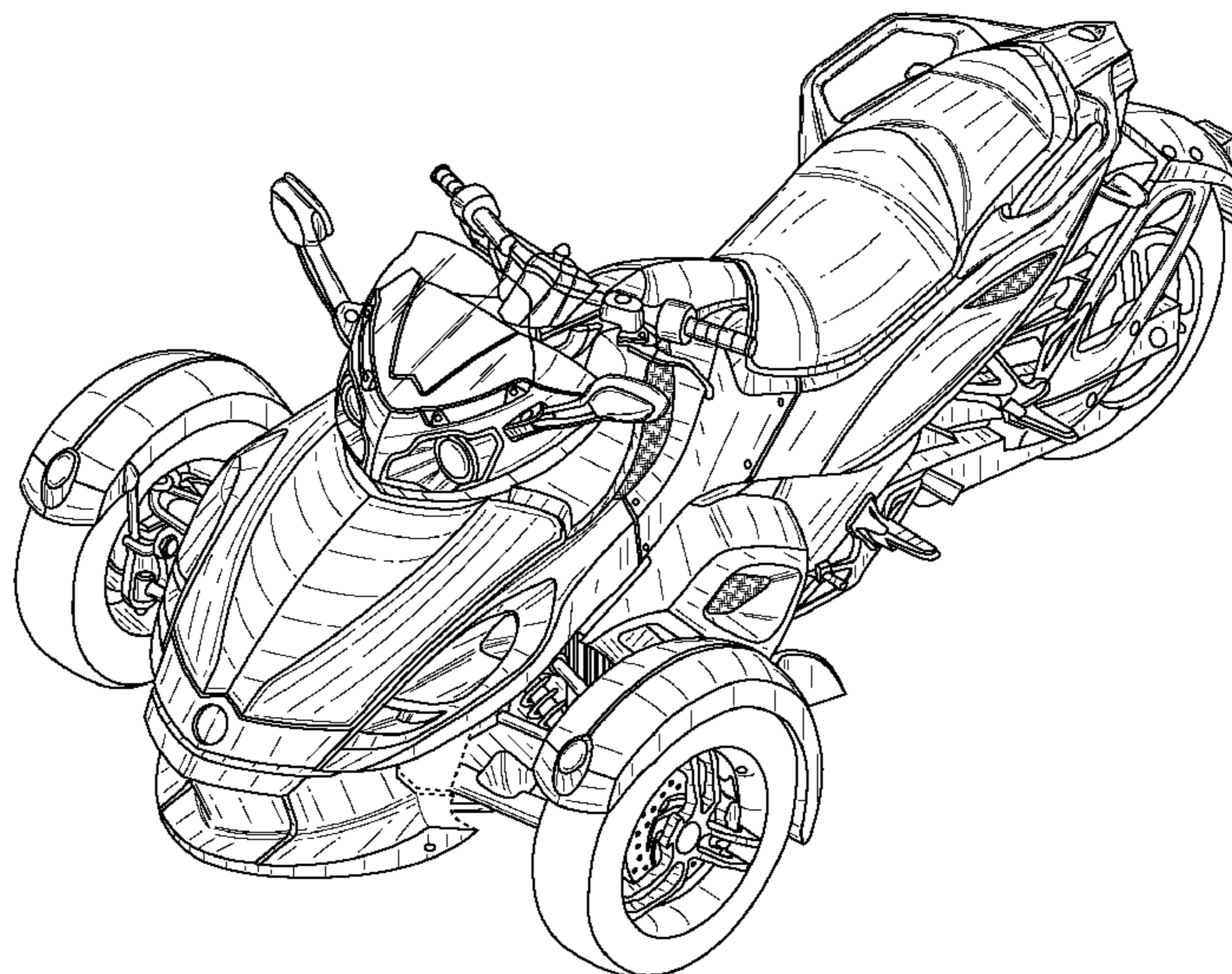
FIG. 4 is a left side elevational view thereof;

FIG. 5 is a right side elevational view thereof; and,

FIG. 6 is a top plan view thereof.

Portions of the article not shown in the drawings and portions shown in broken lines form no part of the claimed design.

**1 Claim, 5 Drawing Sheets**



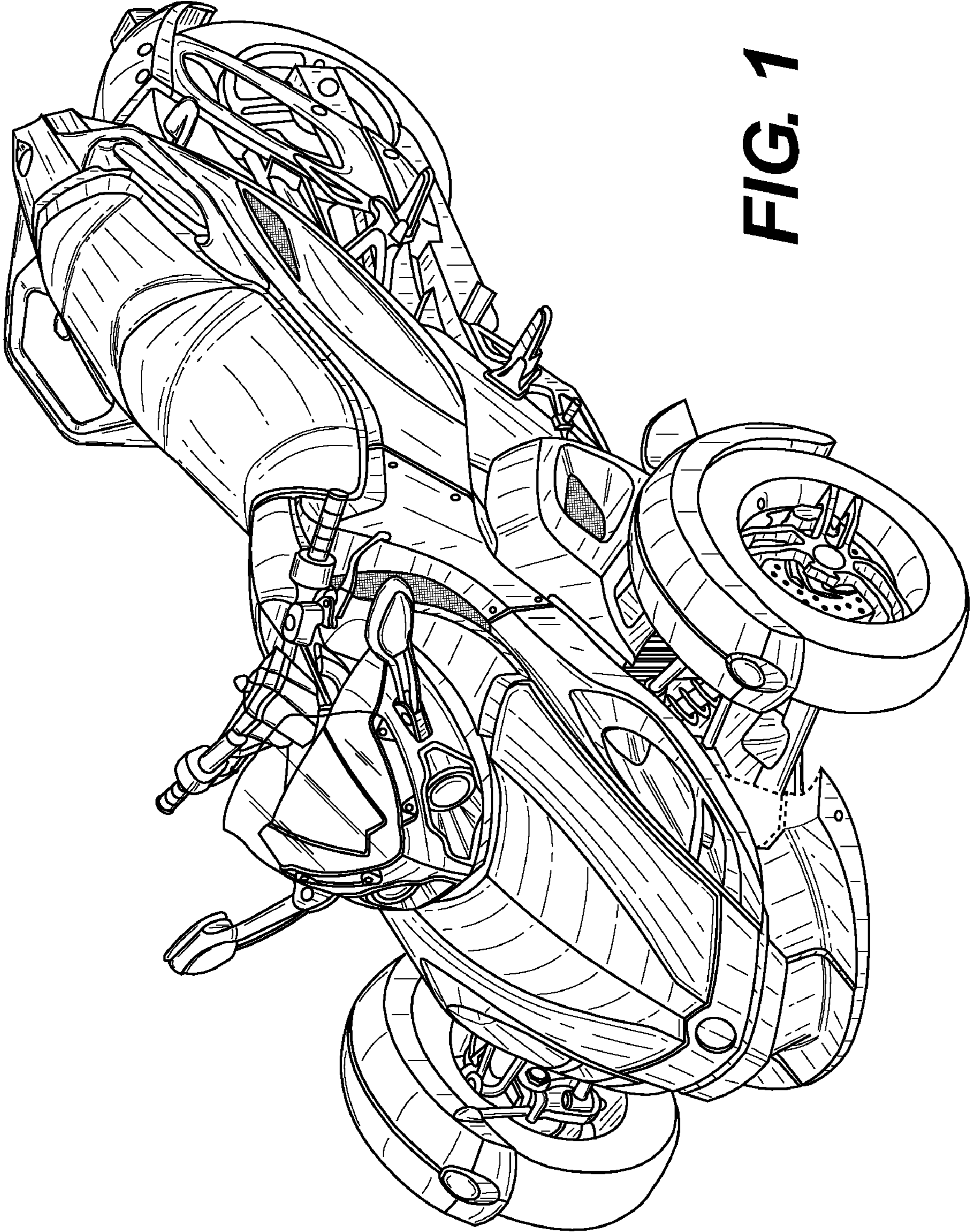
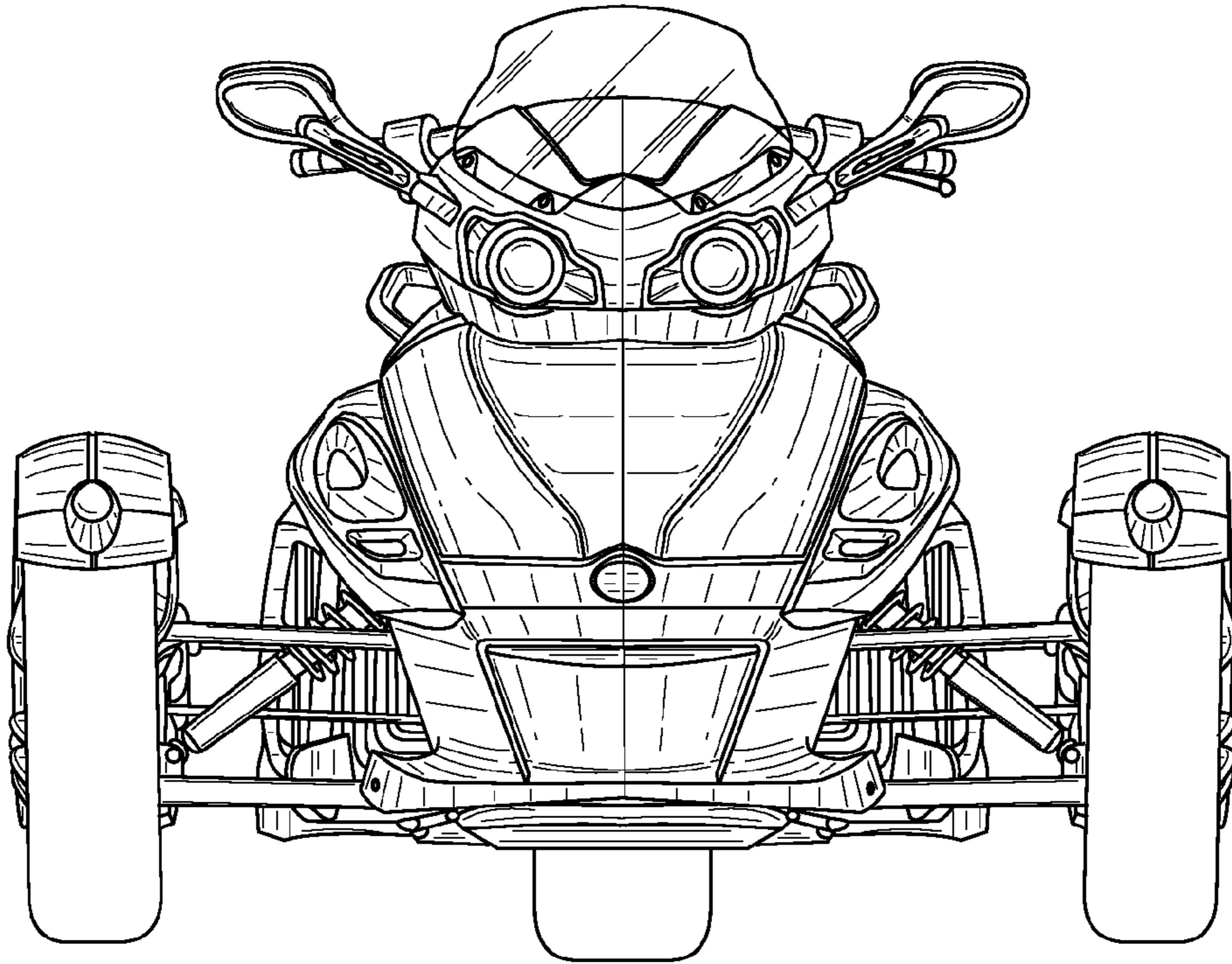




FIG. 1



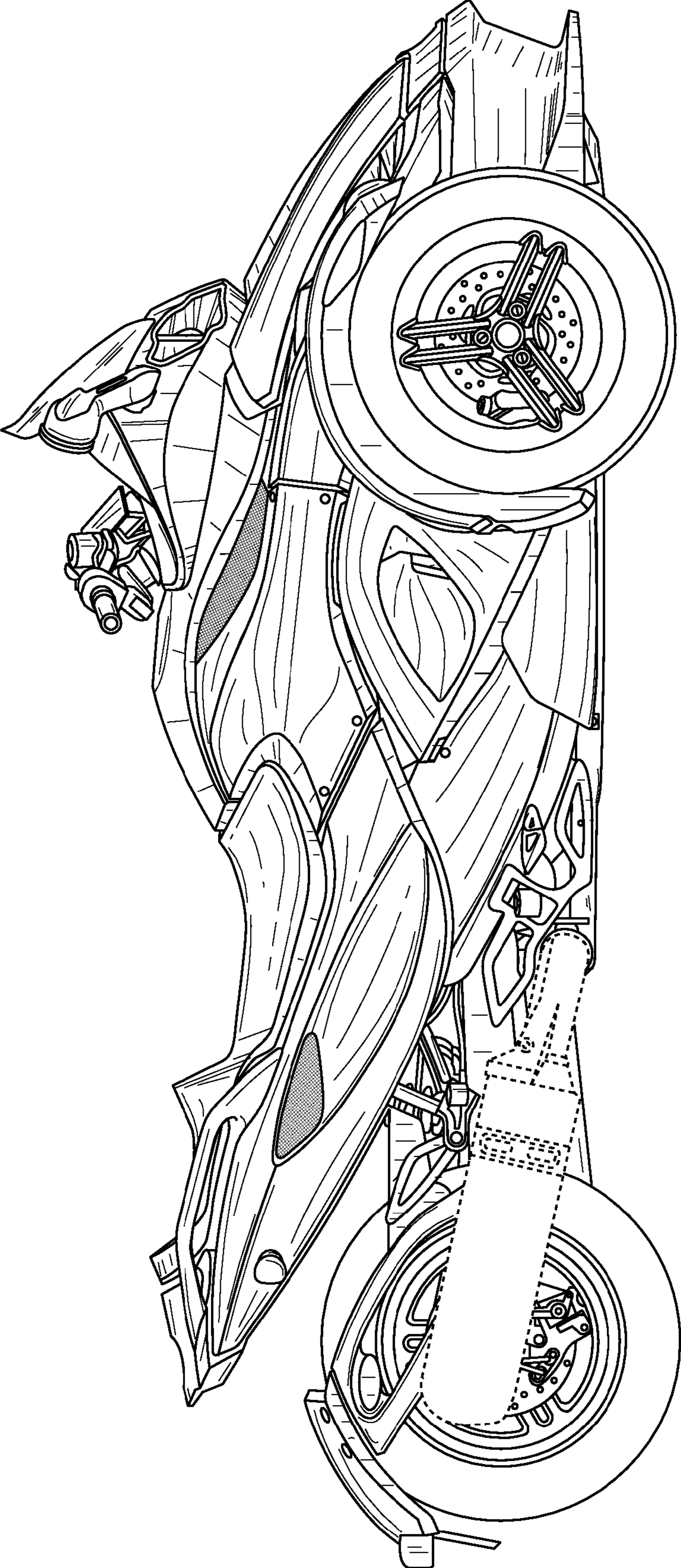
**FIG. 2**



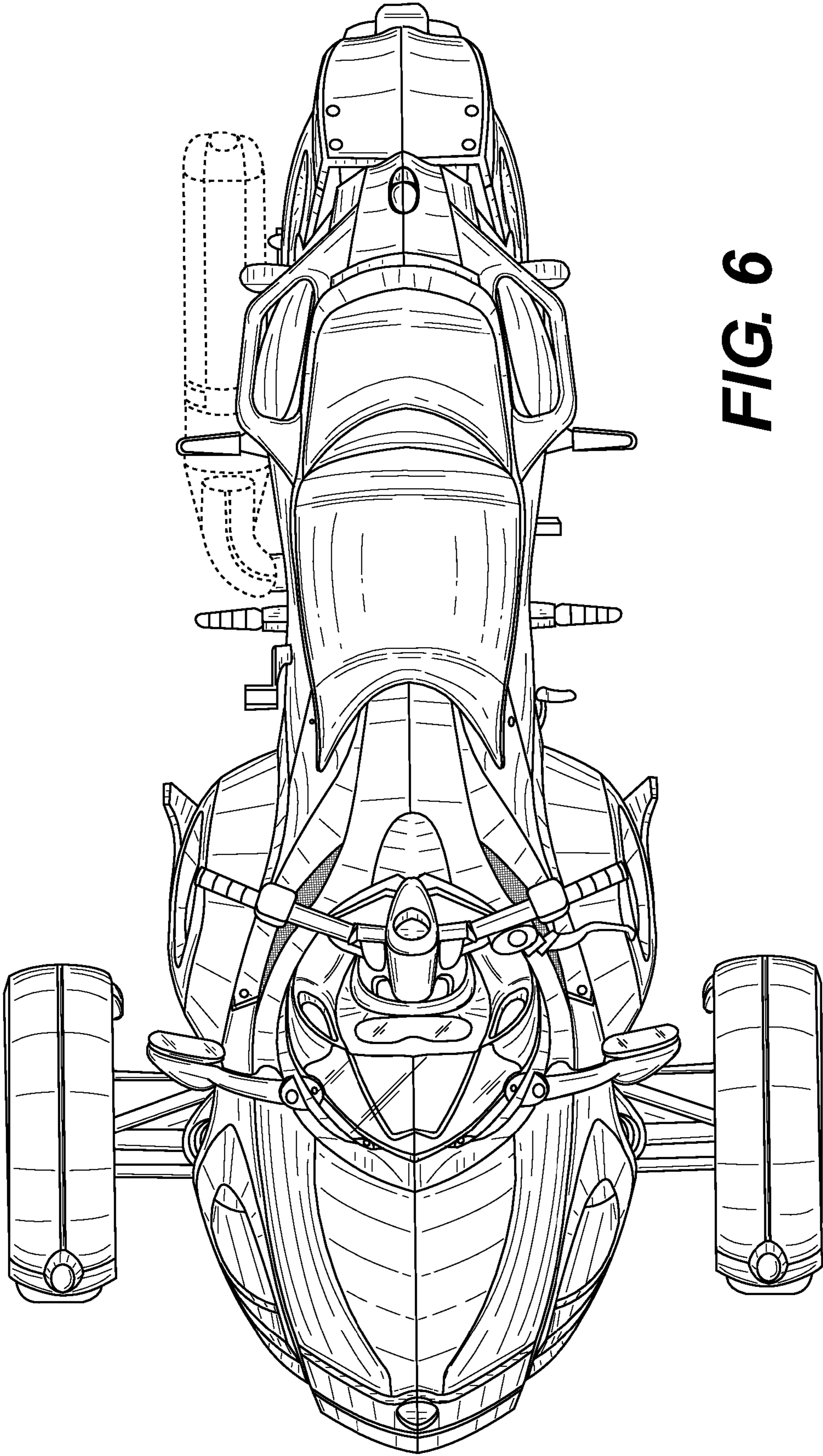
**FIG. 3**



**FIG. 4**



**FIG. 5**



**FIG. 6**